



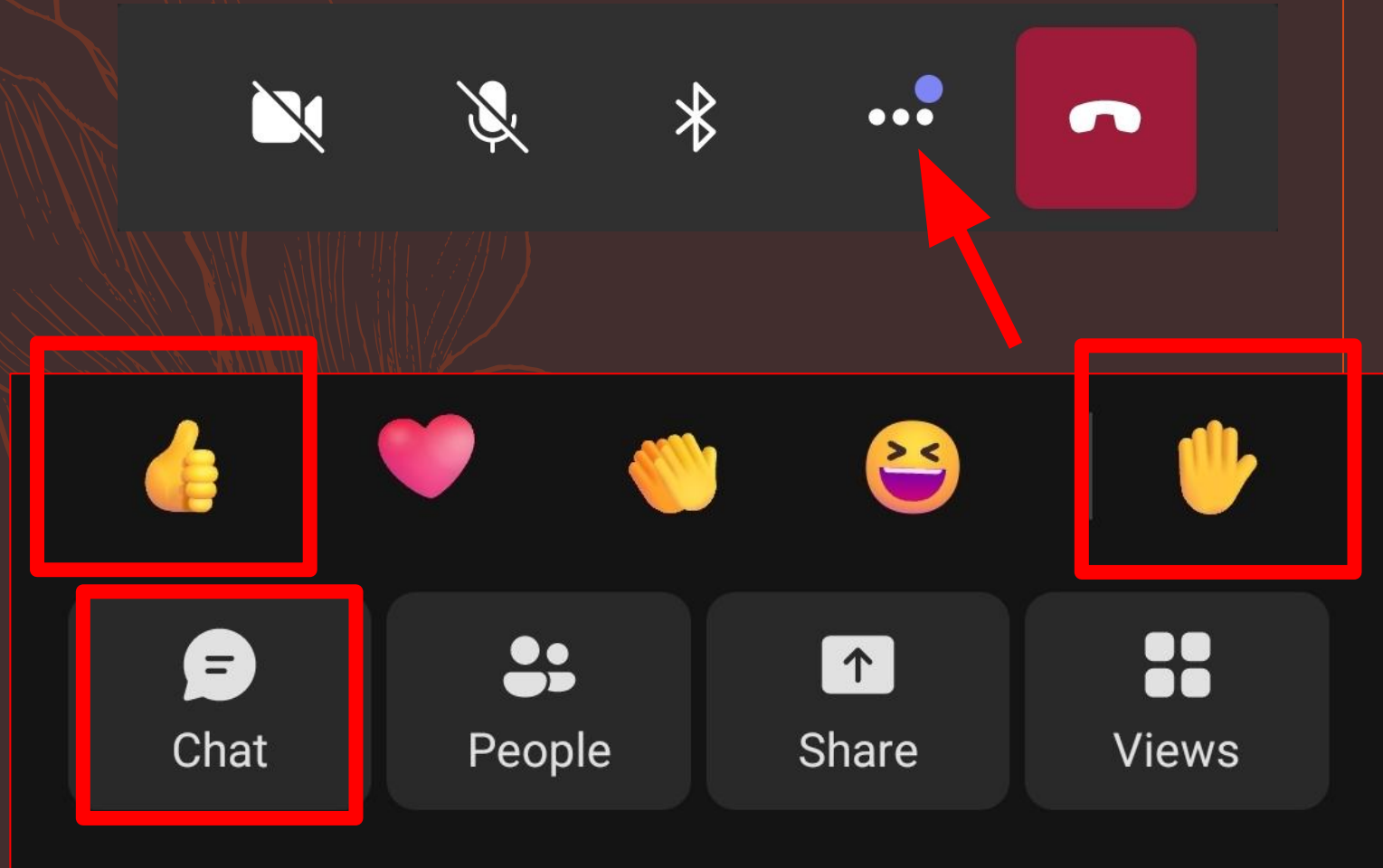
# Using O\*NET Standards to Contextualize Lesson Plans 1

**Meagen Farrell**

Mini-PD Institute for DC IE&T Educators

31 January 2024

# Let's Practice!





# Introductions

YOUR NAME

ORGANIZATION NAME

YOUR ROLE

IE&T INDUSTRY

YOUR FIRST JOB



# Objectives



- Identify resources from previous OSSE AFE Mini-PD Institutes about lesson planning and industry standards;
- Align industry-specific standards (O\*NET) to an IE&T or workforce lesson plan; and
- Use a lesson plan template or builder to prepare contextualized learning activities with an emphasis on the HyFlex learning model.



This presentation includes information from [O\\*NET OnLine](#) by the U.S. Department of Labor, Employment and Training Administration (USDOL/ETA). Used under the [CC BY 4.0](#) license. O\*NET is a trademark of USDOL/ETA. Mustard Seed Training has modified all or some of this information. USDOL/ETA has not approved, endorsed, or tested these modifications.

USING O\*NET STANDARDS TO CONTEXTUALIZE LESSON PLANS

# Part 1: OSSE AFE Resources



# OSSE AFE Resources

Provider Access to  
Paid Programs

Professional  
Development

Which resources  
from OSSE AFE  
are you using?

# OSSE AFE Resources

## Provider Access to Paid Programs

<https://osse.dc.gov/page/adult-education-providers-and-partners#resources>

### Resources Provided for OSSE AFE IET Providers

**Essential Education** offers online lessons, quizzes, and practice tests assigned by teachers or by assessments in the program. The following are free for OSSE AFE IE&T providers (for access, email [Tracy.Richards@dc.gov](mailto:Tracy.Richards@dc.gov)):

1. CASAS GOALS Academy
2. Computer Essentials
3. GED Academy
4. Work Essentials
5. Money Essentials

**Career Coach DC** connects District residents to career information on skills needed by local employers and regional high-demand industries. The website does not require a login to access the résumé builder, career assessment, and search tools.

**NorthStar Digital Literacy Assessment** and **Northstar Online Learning (NSOL)**

focus on basic digital skills, organized into three modules:

1. Essential Computer Skills
2. Essential Software Skills
3. Using Technology to Accomplish Tasks.

The classroom curriculum also includes detailed lesson plans.

**IXL** is a personalized learning platform that adapts to student needs. Students can learn through videos, lessons, and games on Pre-K to 12th grade content. Teachers can use reports on individual and class progress to coach students, group by skills, or plan whole class instruction. Email [Tracy.Richards@dc.gov](mailto:Tracy.Richards@dc.gov) for access.



# OSSE AFE Resources

Professional  
Development

<https://osse.dc.gov/service/adult-education-instructors#pd>

[https://wakelet.com/wake/XcG2RDukLKt\\_bCEneEOFM](https://wakelet.com/wake/XcG2RDukLKt_bCEneEOFM)



## Spring 2023 Mini-PD Institute

Tools of the Trade: Expanding Your Toolkit with Standards-Aligned Assessment and Instructional Tools the University of the District of Columbia (UDC), is hosting the Spring 2023 Mini-Professional Development Institute for adult education providers, training providers, workforce development providers,



USING O\*NET STANDARDS TO CONTEXTUALIZE LESSON PLANS

# Part 2: O\*NET Industry Standards



**O\*NET Resource Center**  
**ONETcenter.org**



**O\*NET OnLine** [.org](https://onlinetcenter.org)

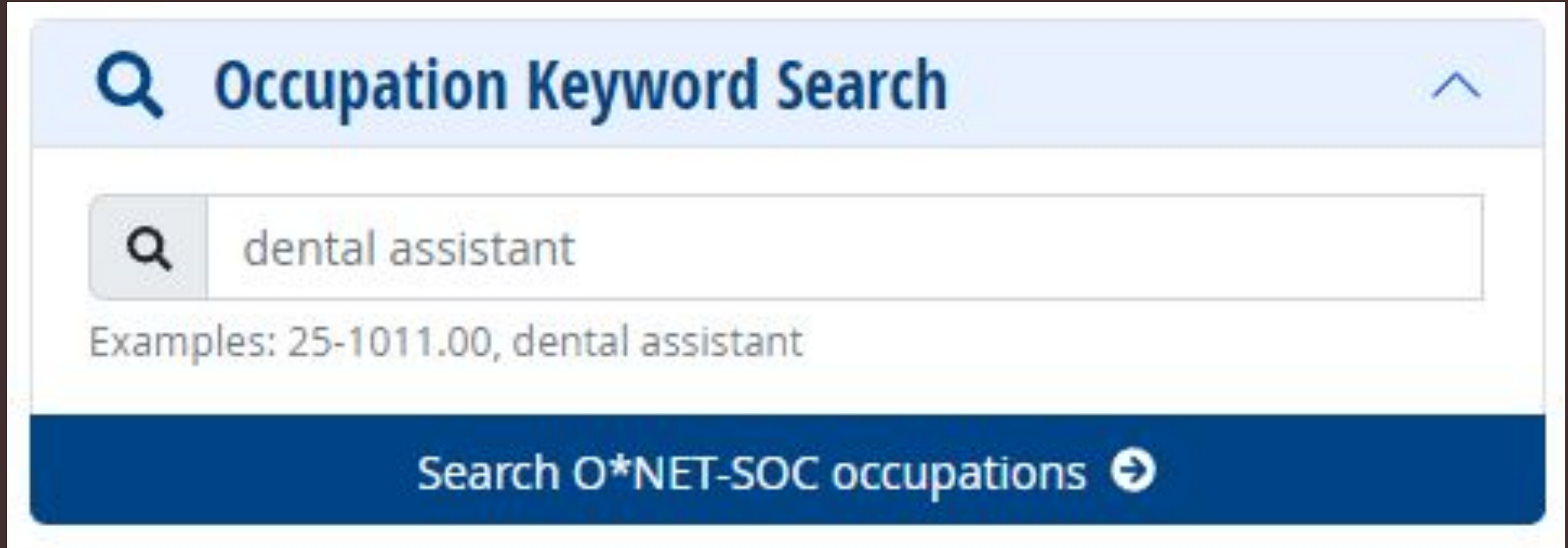


[mynextmove.org/explore/ip](https://mynextmove.org/explore/ip)

**O\*NET Code Connector** [.org](https://onetcenter.org)

**MY NEXT MOVE** [.org](https://mynextmove.org)

**Lots of Links!**



The screenshot shows a web interface for searching occupations. At the top, there is a light blue header bar with a magnifying glass icon and the text "Occupation Keyword Search". Below this is a search input field with a magnifying glass icon on the left and the text "dental assistant" inside. Under the input field, there is a line of text that reads "Examples: 25-1011.00, dental assistant". At the bottom of the interface is a dark blue button with the text "Search O\*NET-SOC occupations" and a right-pointing arrow icon.



Search ONETOnLine.org by  
Keyword or SOC Code



## Occupational Requirements

### Work Activities

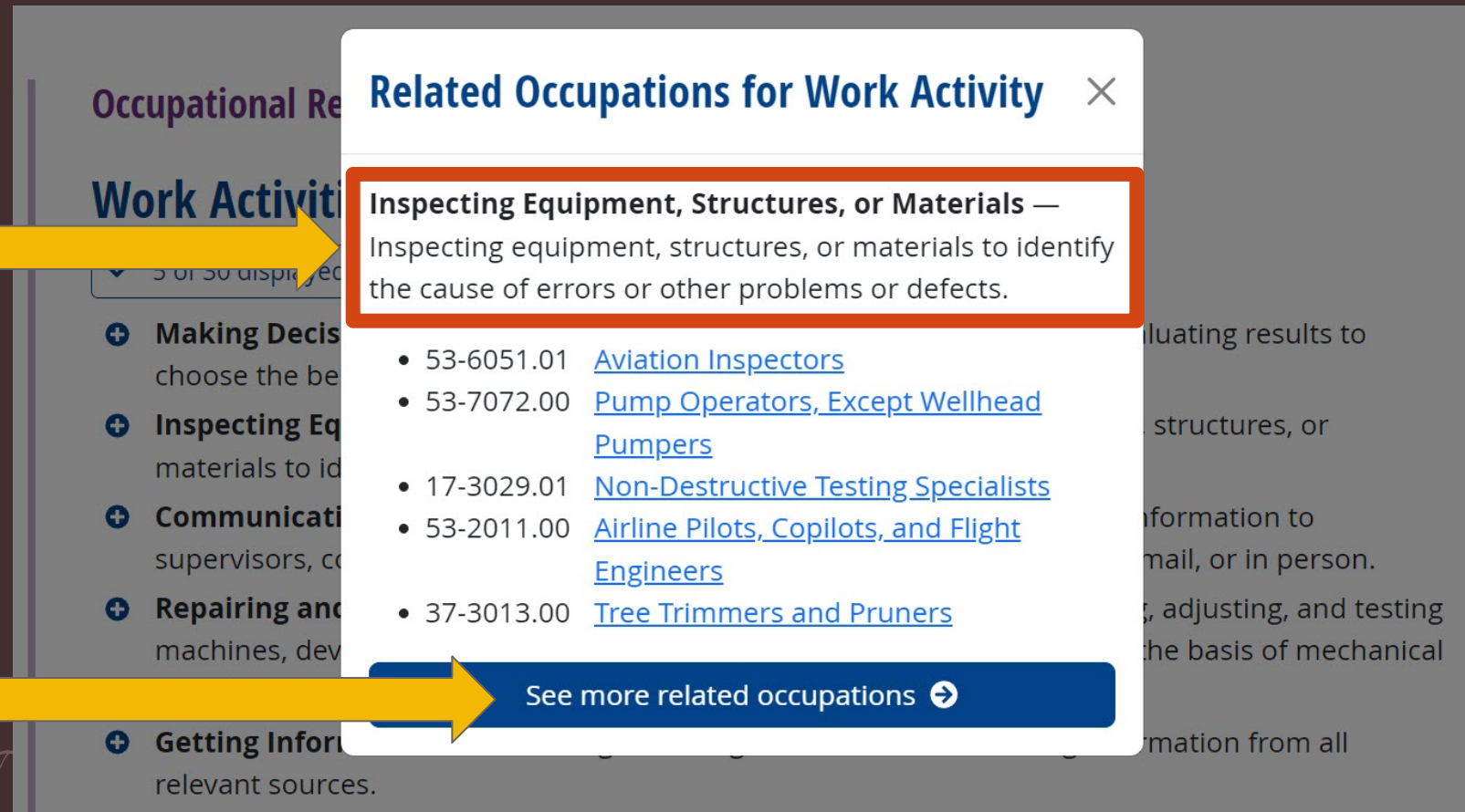
^ All 30 displayed

- + **Making Decisions and Solving Problems** — Analyzing information and evaluating results to choose the best solution and solve problems.
- + **Inspecting Equipment, Structures, or Materials** — Inspecting equipment, structures, or materials to identify the cause of errors or other problems or defects.



Scroll to: Occupational Requirements  
These are the skill standards! Click +





**Occupational Re**

**Work Activity**

5 of 50 displayed

- + **Making Decis**  
choose the be
- + **Inspecting Eq**  
materials to id
- + **Communicati**  
supervisors, co
- + **Repairing and**  
machines, dev
- + **Getting Inform**  
relevant sources.

### Related Occupations for Work Activity

**Inspecting Equipment, Structures, or Materials —**  
Inspecting equipment, structures, or materials to identify the cause of errors or other problems or defects.

- 53-6051.01 [Aviation Inspectors](#)
- 53-7072.00 [Pump Operators, Except Wellhead Pumpers](#)
- 17-3029.01 [Non-Destructive Testing Specialists](#)
- 53-2011.00 [Airline Pilots, Copilots, and Flight Engineers](#)
- 37-3013.00 [Tree Trimmers and Pruners](#)

**See more related occupations** →

Click “See more related occupations”

# Browse by Work Activities

## Inspecting Equipment, Structures, or Materials


Save Table: [XLSX](#) [CSV](#)

Inspecting equipment, structures, or materials to identify the cause of errors or other problems or defects.


### Level examples:

85 

Conduct a thorough inspection of an aircraft engine

57 

Inspect equipment in a chemical processing plant


14 

Check that doors to building are locked

What lesson plan activities could you use to teach this O\*NET standard?



# 3 Minutes to Browse



---

1 Go to O\*NET Visit [www.onetonline.org](http://www.onetonline.org)

---

2 Search jobs Search for an occupation your students are preparing for

---

3 Scroll Find “Occupational Requirements” and read the list of “Work Activities”

---

4 Select one Select one work activity for your lesson plan. Click +

---

5 Brainstorm Click “See more related occupations” for examples of work activities for inspiration

# What did you find?

---

1 Go to O\*NET Visit [www.onetonline.org](http://www.onetonline.org)

---

2 Search jobs Search for an occupation your students are preparing for

---


3 Scroll Find “Occupational Requirements” and read the list of “Work Activities”

---



4 Select one Select one work activity for your lesson plan. Click +

---

5 Brainstorm Click “See more related occupations” for examples of work activities for inspiration

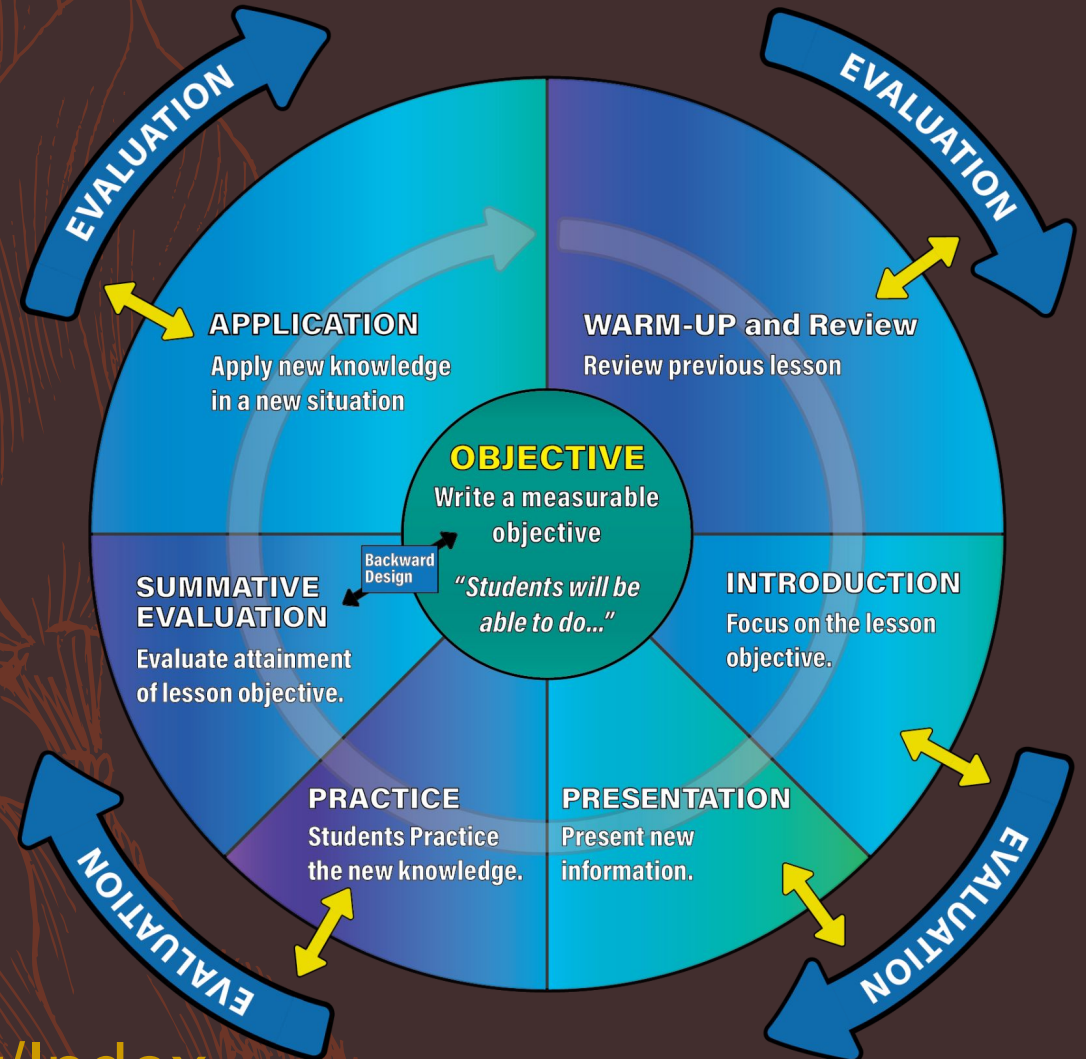


# Part 3: Build a Lesson Plan





# Planning Wheel



Using O\*NET work activities (standards) in your lesson plan

WIPPEA Model

Source:

OTAN Lesson Plan Builder

<https://lessonbuilder.otan.us/Account/Index>



# To be continued!

Meagen Farrell

[learn@mustseed.org](mailto:learn@mustseed.org)

[mustseed.org](http://mustseed.org)



# Photo & Content Credits



Photo by [Gabriel Alenius](#) on [Unsplash](#)

Photo by [The Jopwell Collection](#) used under [Unsplash](#) license

From “[O\\*NET Resource Center](#),” “[My Next Move](#),” “[O\\*NET Career Exploration Tools](#),” “[O\\*NET OnLine](#),” “[The O\\*NET® Content Model](#),” and “[O\\*NET Code Connector](#)” by the U.S. Department of Labor, Employment and Training Administration (USDOL/ETA). Used under the [CC BY 4.0](#) license.

[Mustard Seed Training logo](#) by [Thora](#)

