

Unlock Learning with a Learning Management System (LMS)

OSSE AFE

Mini Professional Development Institute

December 2024




WORLD EDUCATION

— A DIVISION OF JSI



INTRO

1. What's an LMS?
2. How are LMS' used in adult ed?
3. How can decision-makers go about choosing the right LMS?
4. I've chosen an LMS. Now what?



Our Team



Ebony Vandross

*eLearning
Coordinator*



Rachel Riggs

*Technical
Advisor*



Jerry Yamashita

*Sr. Technical
Advisor*

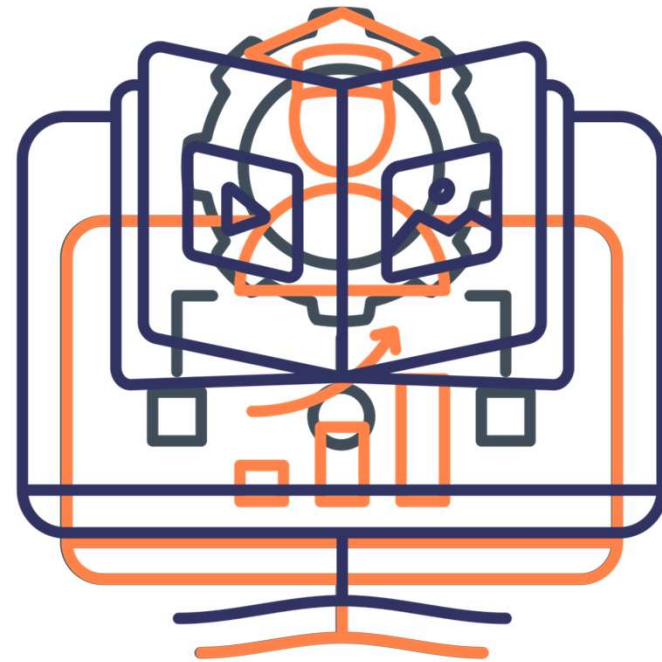


What's an LMS?

L earning


M anagement

S ystem

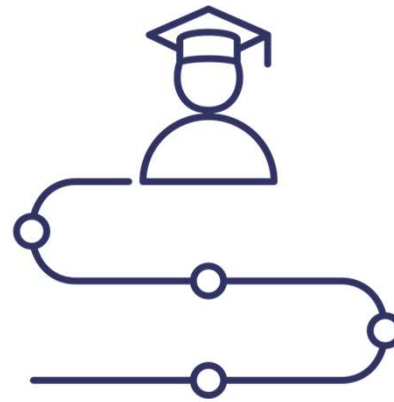





Some benefits of an LMS...



**Manage and
reuse course
content**



**Set out clear
learning
pathways**



**Empower
learners with
skills and
credentials**



What do you think?

From your perspective, what does an LMS have to offer?

Respond in the chat.









1

Exploring your options: Case Scenarios



Popular Options


NAME	BEST FOR	+	-
 Google Classroom	<ul style="list-style-type: none">• Google users• individuals• the basics	Free Integrates with Google Workspace User-friendly	Limited analytics and customization Relies heavily on Google Less robust course-building
 Canvas	<ul style="list-style-type: none">• Large institutions• Complex systems	Strong module structure, analytics, and assessment tools Highly customizable	Steeper learning curve Not as mobile-friendly Premium cost
 Schoology	<ul style="list-style-type: none">• K-12 schools	Collaborative tools Integrated gradebook and attendance tracking Mobile-friendly	Strong focus on K-12 support Limited advanced analytics and assessment features Costly premium features
 Blackboard	<ul style="list-style-type: none">• Large institutions• Complex systems	Long standing reputation Comprehensive features Secure testing	Outdated, complex interface Higher cost and setup requirements



Scenario 1

An ESOL instructor seeks a user-friendly platform for organizing materials and assignments, especially for adult learners with limited technology experience.


Which LMS should the instructor choose?





Scenario 1

The instructor chooses **Google Classroom** to post simple assignments, such as vocabulary lists, reading exercises, and video links for listening practice. Google Docs and Google Forms are used for writing exercises and quizzes, and students can submit audio recordings for speaking practice.





Rule Outs:

- **Canvas** is too advanced and the detailed features could overwhelm ESOL learners, many of whom are new to online learning.
- **Schoology** offers interactive tools, but its more complex interface might distract ESOL students from focusing on core language tasks.
- **Blackboard** was too formal and complex, whereas Google Classroom's simpler, familiar interface is better for students still learning English and basic tech skills.





Scenario 2


A Program Director must select an LMS for a blended GED prep course for learners with diverse needs. The course includes blended components, high-level assessments, and tech skills with the ultimate goal of being cost-effective and suitable for beginner to intermediate students.





Scenario 2

The director chose **Canvas** for its modular design, robust grading, and mid-range cost. Teachers, IT team, students, and financial officer consulted to ensure compatibility, technical support, and budget alignment for the GED prep course.





Why Other Platforms Were Ruled Out:

- **Google Classroom's** simplicity lacks advanced grading tools, secure testing features, and limited analytics, making it challenging to track individual progress.
- Instructors found **Schoology** lacking robust module-based structure and analytics, while Canvas' depth was better suited for high-stakes GED prep, despite its mobile accessibility and interactive features.
- The IT team and budget manager favored Canvas over **Blackboard** due to its simpler, advanced solution for learners' tech proficiency.





Scenario 3

A curriculum developer is creating health literacy courses for adult learners, combining in-person workshops with online resources. They require an LMS that supports interactive content, mobile access, and flexible communication.





Scenario 3

The curriculum developer chose **Schoology** for its mobile-friendly platform, which supports blended learning, interactivity, and accessibility. Its tools for live polls, quizzes, and discussion boards enable engaging content on health topics, and integrate well with third-party tools.





Why Other Platforms Were Ruled Out:

- Google Classroom lacks advanced interactive content and real-time engagement features.
- Canvas rigid structure may not be suitable for the interactive, workshop-style approach required in the health literacy series.
- Blackboard's security and features were not justified for courses that prioritize accessibility and engagement over formal assessments or high-stakes exams.





Scenario 4

An Adult Basic Education instructor needs a secure platform for teaching digital literacy skills for workplace readiness and daily tasks, including live sessions, interactive assignments, and assessments showcasing real-world digital challenges.





Scenario 4

The instructor utilizes **Blackboard** for virtual live sessions, interactive modules, assignments, and assessments. The platform's secure environment ensures accurate progress tracking and comprehensive analytics help monitor student skill development.





Why Other Platforms Were Ruled Out:

- Google Classroom's lacks diverse tools, secure assessments, robust grading, advanced progress tracking, and realistic real-world challenges.
- Canvas lacks secure testing and formal structure for simulating workplace scenarios, preferring Blackboard's interface and capabilities for the professional nature of the course.
- Schoology lacks advanced testing tools and analytics for digital proficiency assessment, compared to Blackboard's high-security tools and structured learning paths.






Considerations

Considerations for each scenario

- ease of use
- content flexibility
- engagement and interactivity
- tracking and reporting capabilities
- cost and technical support
- customization options
- comprehensive tracking tools
- reliable technical support





Analyzing your options: Tool Evaluation Criteria



How do I choose the right tool?



Tool Evaluation Criteria

[View the criteria](#)



Is there evidence of **effectiveness**?



Is the tool **accessible** to all learners?



Is it **affordable** now (and later)?



Does it offer a good **user experience**?



Does the creator provide **user support**?




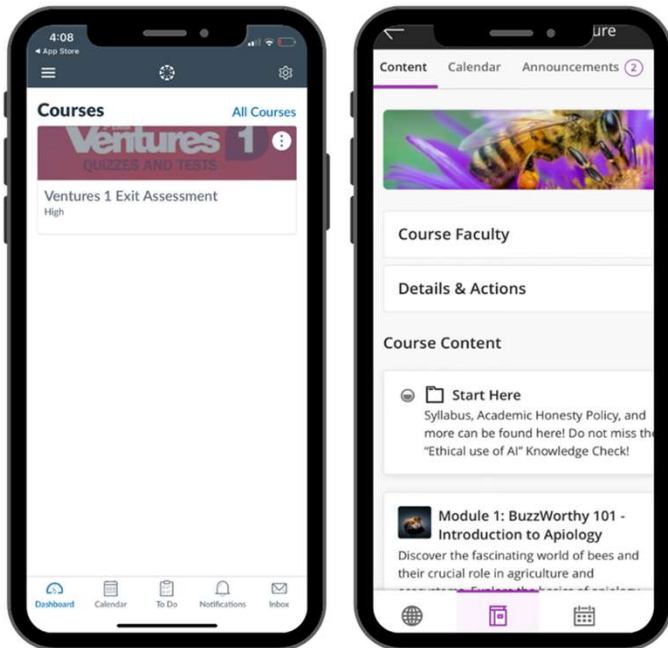
What do they do to protect users' **data**?



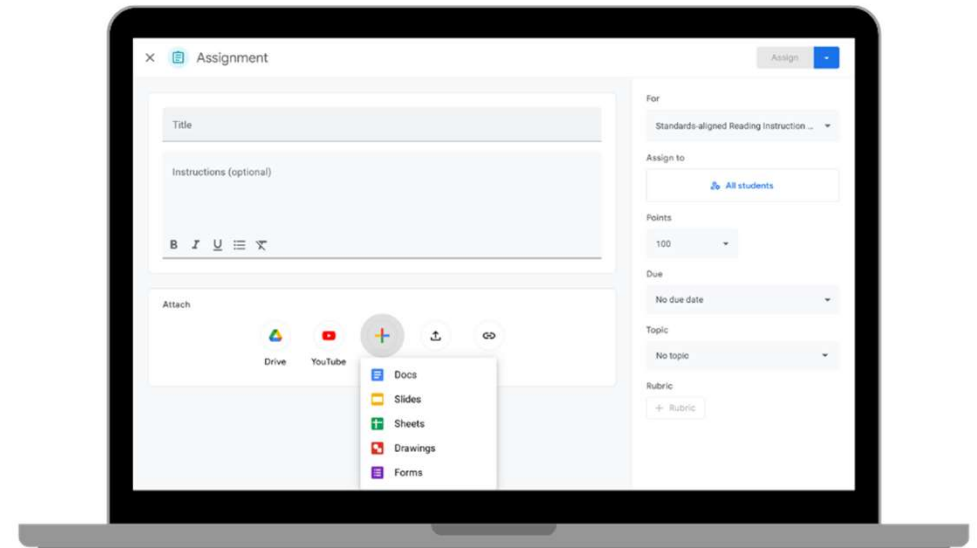
Are you confident the tool has **longevity**?



 Is the tool **accessible**?



Screenshot of Canvas and Blackboard on mobile




Screenshot of Google Classroom assignment



Is it **affordable**?



**No cost
Limited
features**



**Per learner /
per use**

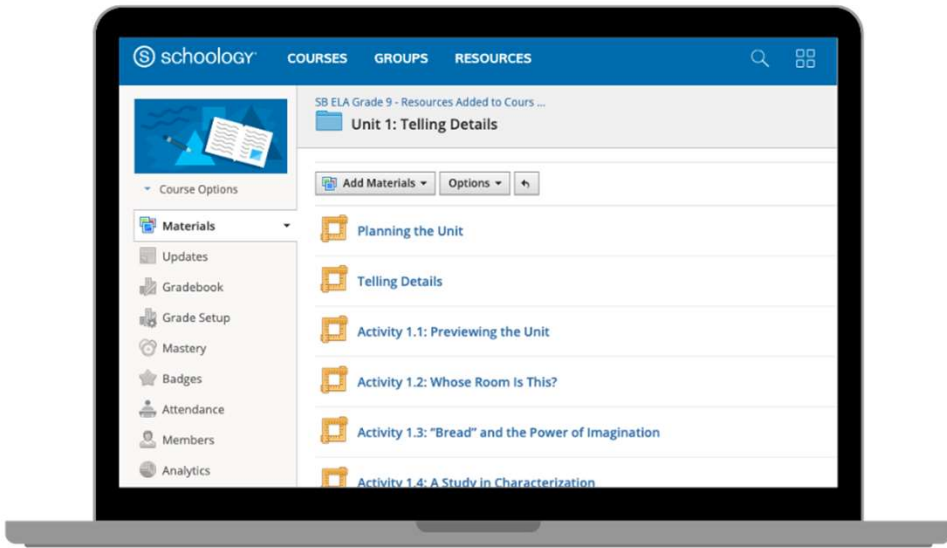


**Per learner /
per month**

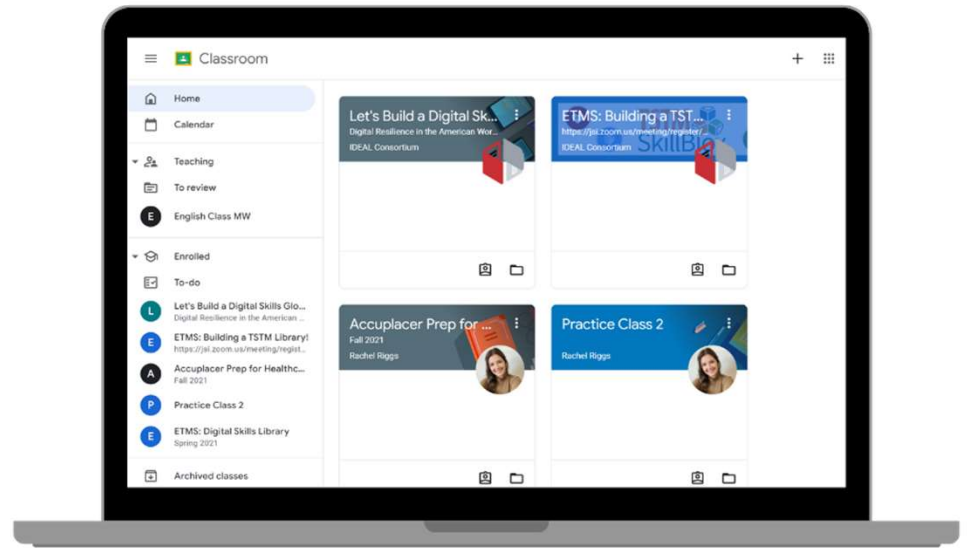


License

 Will it **last?**











Screenshot of Schoology course



Screenshot of Google Classroom dashboard



Dive into each criterion!

 Scoring Rubric		HOW TO USE: In column C, enter the name of the tool and grade it according to the criteria. The "Score" column will automatically update. To compare the scores of multiple tools/resources, copy the three columns (C,D,E) and paste them into columns on the right. Do this for EACH tool/resource that you wish to evaluate. Do not edit the cells under SCORE or the value of Total Score at any time, these are powered by a formula that does automatic calculations.		
TOOL EVALUATION CRITERIA		< NAME OF THE TOOL >	ADDITIONAL COMMENTS	SCORE
	Proven Effectiveness Is there evidence that this tool/resource can help meet your goals?	<input type="text"/>		N/A
	Accessibility Is the tool/resource accessible and easy to use for all learners?	<input type="text"/>		N/A
	Affordability Is the tool/resource affordable now, during scaling, and in the long-term?	<input type="text"/>		N/A
	User Experience Is the tool/resource enjoyable and used effectively by the intended audience to meet their goals?	<input type="text"/>		N/A
	User Support & Communication Does the tool/resource provide adequate and accessible user support and communication?	<input type="text"/>		N/A
	Data, Privacy & Security Is the solution set up to give you the data you need in a sustainable way and are you clear and comfortable with the privacy policies?	<input type="text"/>		N/A
	Longevity Are you confident that the vendor will continue to exist and provide needed support and updates to the tool/resource for the period of time you may need it?	<input type="text"/>		N/A
			TOTAL SCORE	0

[WEdTech Tool Evaluation Criteria Scoring Rubric](#) (Check out the comparison tool on the second tab!)



Keep humans at the center

How will this...

work for us?





3

Using an LMS: Design Considerations

State

District

Agency

Classroom

Programmatic Considerations

- Owner/Program Administrator
- Technical Administrator
- Instructional Administrator
- Technical Support
- Instructional Support

State

District

Agency

Classroom

Programmatic Considerations

- Administrator(s)
- Technical Support
- Instructional Support
- Professional Development




State

District

Agency

Classroom

Programmatic Considerations

- Administrator
 - Roster Management
 - Technical Support
 - Instructional Support
 - Professional Development
 - Users
- 

State

District

Agency

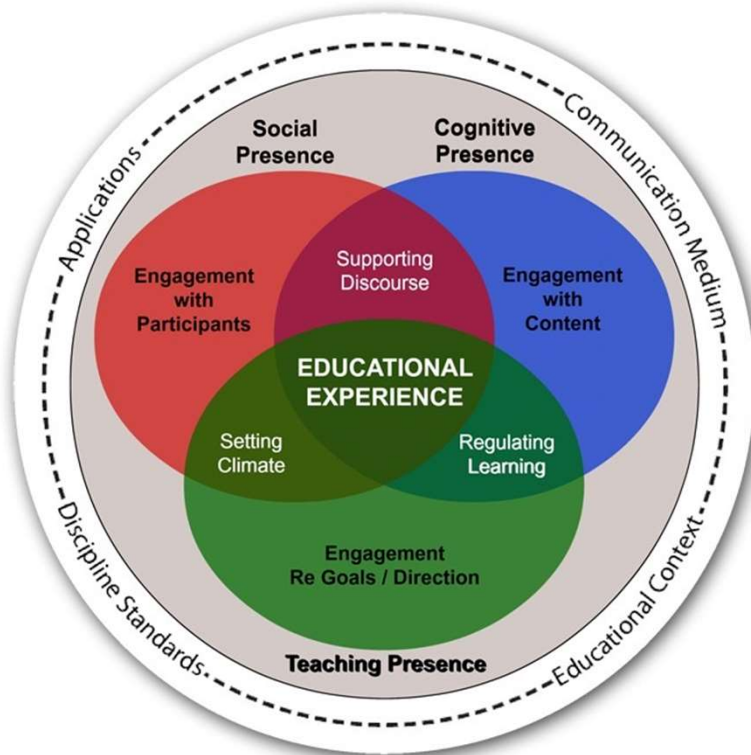
Classroom

Programmatic Considerations

- Users (Teachers)
- Support
- Users (Students)
- Support



Community of Inquiry (CoI)



- CoI emphasizes the importance of **cognitive presence**, **social presence**, and **teaching presence** in online learning environments.
- A collaborative process that suggests that **learning occurs** within the CoI **through the interaction of these three domains**.
- Commonly used in the **context of online education and distance learning**.
- *“a worthwhile educational experience is embedded within a Community of Inquiry that is composed of **teachers and students**—the **key participants** in the educational process”*



Definitions & Best Practices

Cognitive Presence

Cognitive presence involves the cyclical process of **constructing meaning** and developing **critical thinking** skills through **inquiry-based activities**

- Triggering Event
- Exploration
- Integration
- Resolution

Social Presence

Social presence refers to the ability of participants to establish and maintain a **sense of community**, **communicate openly**, and **build relationships** in an encouraging collegial **online setting**

- Affective Expression
- Open Communication
- Group Cohesion

Teaching Presence

Teaching presence refers to the **design, discourse facilitation, organization**, and **direct instructional experiences** that support the other two domains

- Instructional Design and Organization
- Facilitation of Discourse
- Direct Instruction



Tips for Fostering Presence

Cognitive Presence

- Project/Problem-based learning
- Opportunities for reflection and discourse
- Learner-led instruction
- Peer review
- ePortfolios

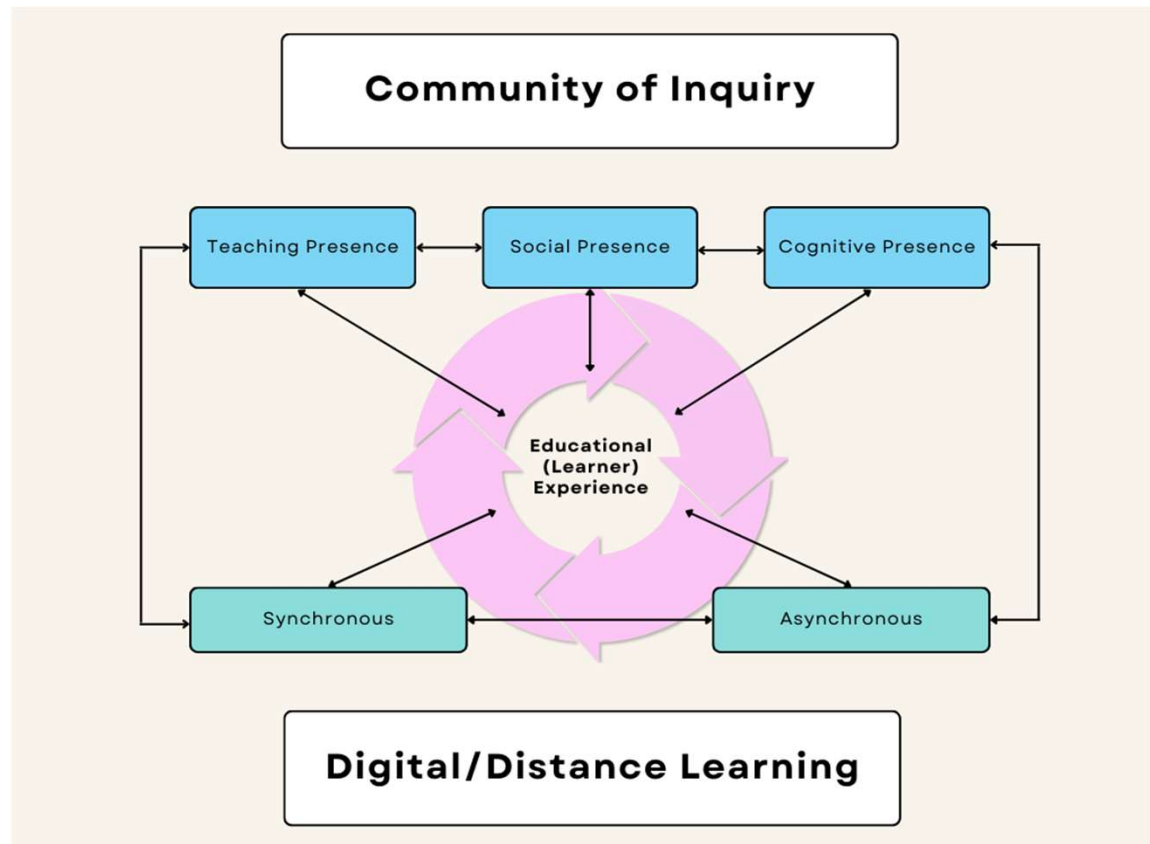
Social Presence

- Model digital citizenship
- Create/update online profile
- Create/use accessible and inclusive content
- Discussion forums
- Low-stakes activities

Teaching Presence

- Welcome video
- Liquid syllabus
- Instructional design
- Give and accept feedback
- Active participant, regular communication
- Authentic learning opportunities
 - Learner choice
 - Ownership
 - Voice


Bringing it Together



Thank you!

CONTACT:

Rachel Riggs
rachel_riggs@worlded.org



World Education www.worlded.org [@worlded](https://twitter.com/worlded)

