



IDEAL Consortium

An Initiative of the EdTech Center @ World Education

Developing Engaging HyFlex Lessons

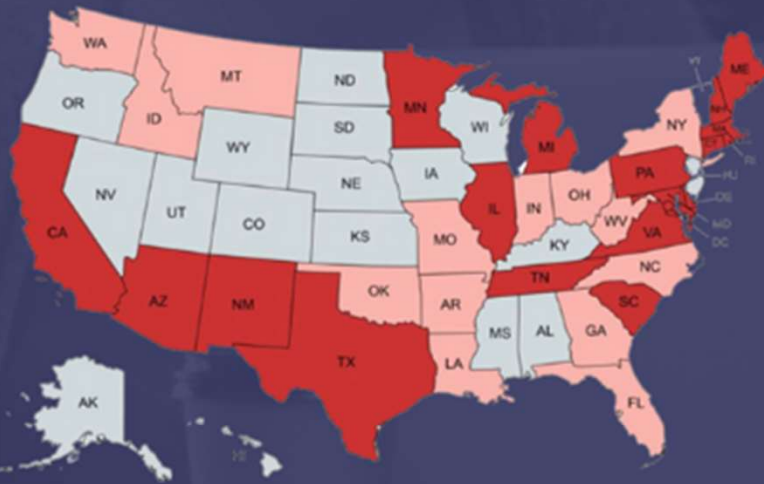
Destiny Simpson

World Education Consultant / TIU 11

Mini PD Institute | December 10, 2024



IDEAL CONSORTIUM



A community of practice
Innovating Distance
Education for Adult Learners

www.ideal.worlded.org

Let's get to know each other...



Destiny Simpson
World Education Consultant / TIU
Pennsylvania
dlong.simpson@tiu11.org

Let's get to know each other...



pollev.com/destinysimpson



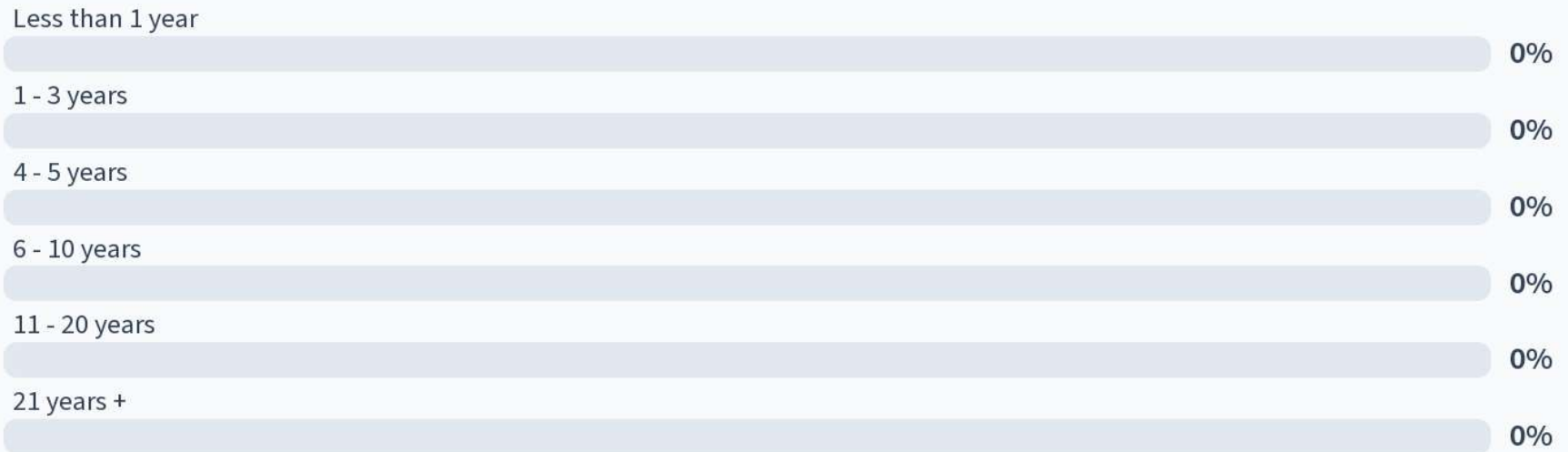
On phone:

1. Open up your camera app
2. Aim the phone at the screen
3. Click on the link that appears

On computer

1. Click on the link in the chat or type in this link:
pollev.com/destinysimpson

How long have you taught in adult education?



What do you teach? (ex. IE&T, HSE Prep, ESL)

Nobody has responded yet.
Hang tight! Responses are coming in.

Which best describes you?


0%



0%



0%



0%



I am new to the term HyFlex. I've heard of HyFlex, but don't know much about it. My program is or I am thinking about starting a HyFlex class. I have taught or currently teach a HyFlex class.

Start the presentation to see live content. For screen share software, share the entire screen. Get help at pollev.com/app

Agenda

- Intro to HyFlex
- Benefits of HyFlex
- Designing Engaging HyFlex Lessons (I do, We do, You do)
- HyFlex Resources
- Questions and Closing Thoughts



HyFlex Presentation Padlet




IDEAL Consortium + 1 • 2d

EdTech Center HyFlex Presentation

This padlet includes resources from the HyFlex presentation, including the guide and videos.

HyFlex Guide and Videos

Click on the picture below to access the guide to read online or download as a PDF.



edtechbooks.org


Guide for Design and Implementation of Hybrid-Flexible (HyFlex) Models in Adult Education

Add comment

HyFlex Video Series - 5 videos that show

Other HyFlex Resources

Strategies for Supporting Learner Engagement Lightning Talk



3 Ways to Study

CLASS WORK HOMEWORK LAB WORK

YouTube

Strategies for Supporting Learner Engagement

Add comment

Technologies to Implement HyFlex Courses - Lightning Talk

Technology: Audio

Wireless Speaker/ Microphone

Headset


Monitor

Sound and volume across class

Case

Distance Education Resources

IDEAL Distance Education and Blended Learning Handbook, 8th Edition




IDEAL Distance Education and Blended Learning Handbook, 8th Edition

edtechbooks.org

IDEAL Distance Education and Blended Learning Handbook, 8th Edition


Add comment

Distance Education Program Development Checklist



Using EdTech in Your Teaching Resources

EdTech Strategy Sessions - Webinars to give you ideas for using education technology and building your learners digital skills




EdTech Strategy Sessions

edtech.worlded.org

EdTech Strategy Sessions - EdTech Center @ World Education

Add comment

EdTech Strategy Toolkit





[HyFlex Presentation Padlet](#)

What is HyFlex?

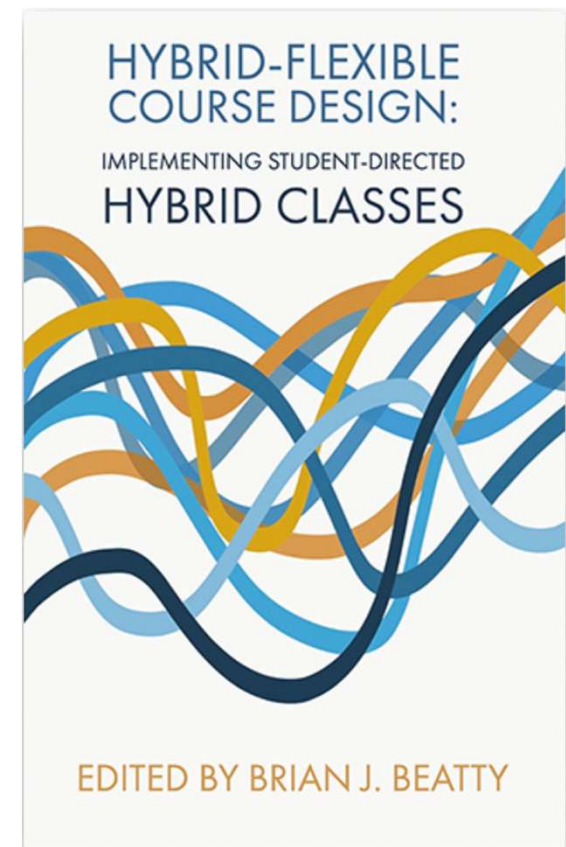


Hybrid-Flexible (HyFlex) Courses

Hybrid – combines both online and face-to-face teaching and learning activities

Flexible – students may choose whether or not to attend face-to-face sessions ... with no “learning deficit”

<https://edtechbooks.org/hyflex>



Three modes



An instructional delivery model with **three modes**:

- In-person
- Online synchronous (real-time with the in-person classroom learners)
- Online asynchronous



HyFlex use in adult education programs

More widespread use in adult education programs across the country began after 2020.



Beatty's Four Key Values in HyFlex

**Learner
Choice**

Equivalency

Reusability

Accessibility

Fundamental HyFlex Principles According to Beatty

Learner Choice

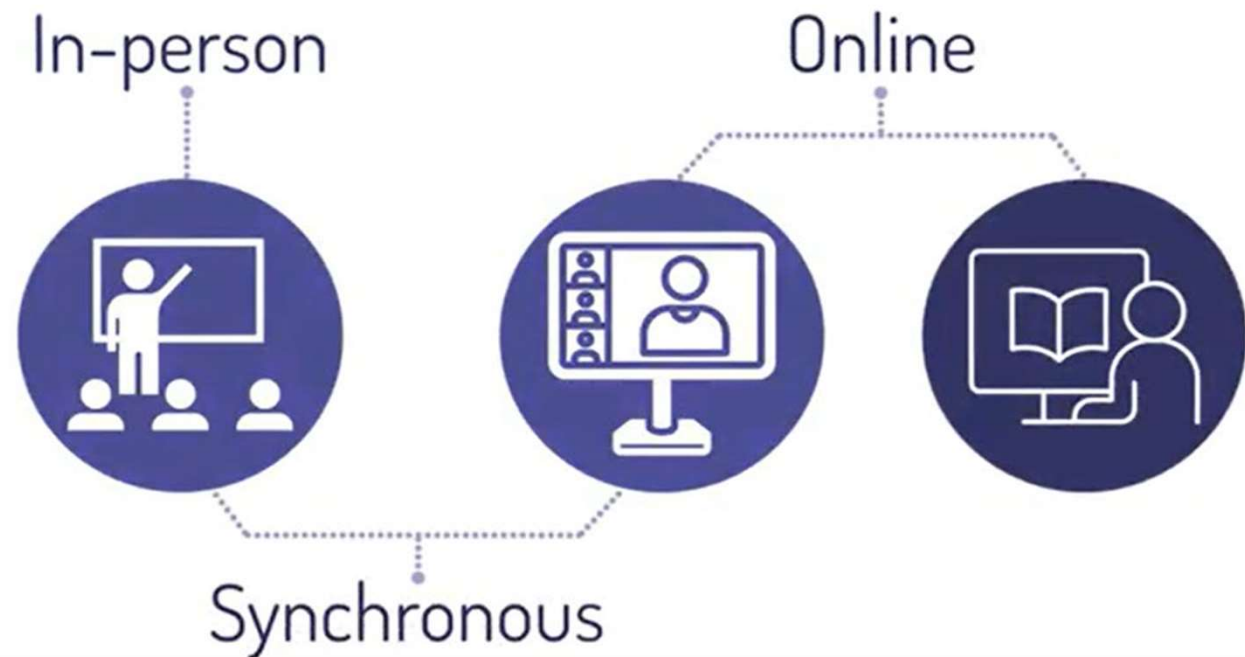
Provide meaningful alternative participation modes and enable students to choose between participation modes daily, weekly, or topically.

Learner Choice Example

What might this look like in an adult education class?

Learners choose which mode:

- Daily
- Weekly
- By Topic
- By Semester



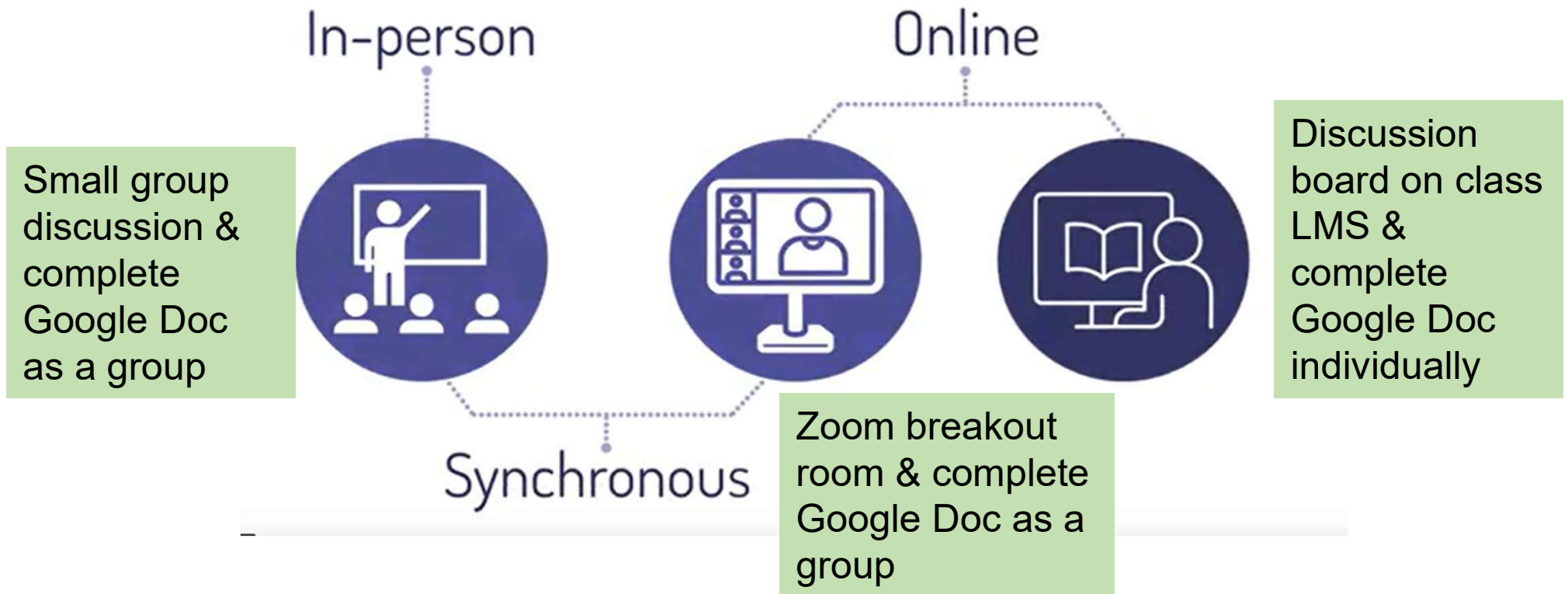
Fundamental HyFlex Principles According to Beatty

Equivalency

Provide learning activities in all participation modes which lead to equivalent learning outcomes.

Equivalency Example

What might this look like in an adult education class?



Learners can be doing different things

Alternative, but equal activities are okay.

Learners in each mode can do different activities, but they should all be working towards the same learning objectives.

Fundamental HyFlex Principles According to Beatty

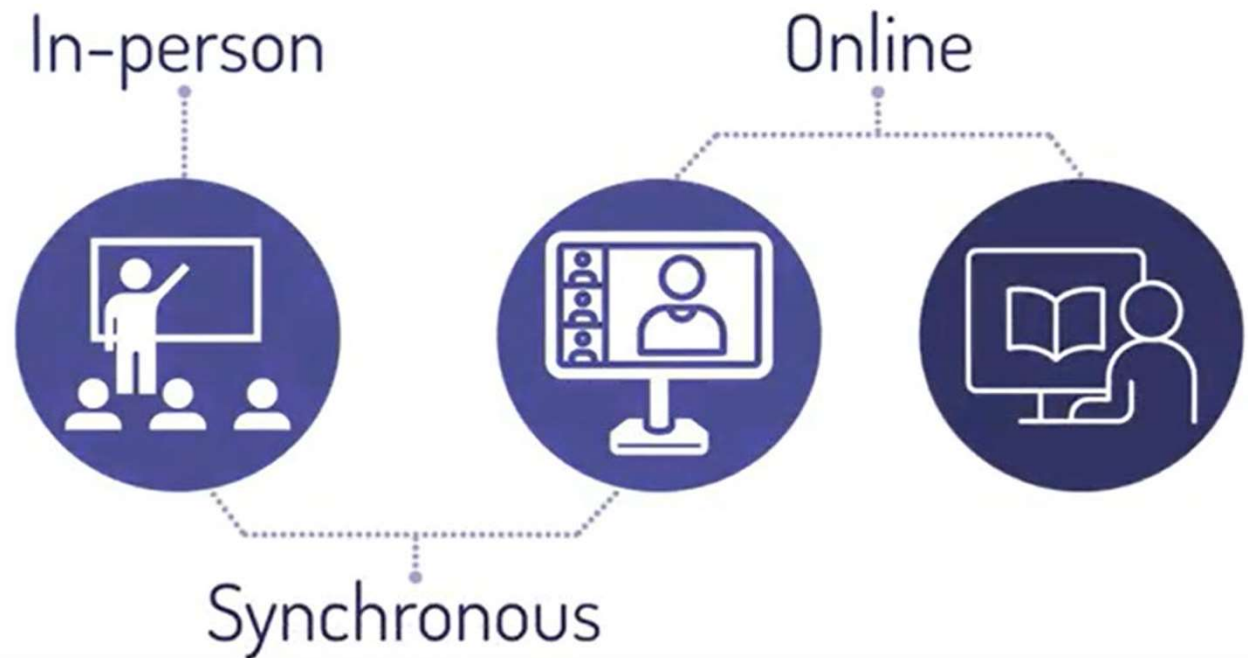
Reusability

Utilize artifacts from learning activities in each participation mode as “learning objects’ for all students.

Reusability Example

What might this look like in an adult education class?

Watch the Class
Recording 



Fundamental HyFlex Principles According to Beatty

Accessibility

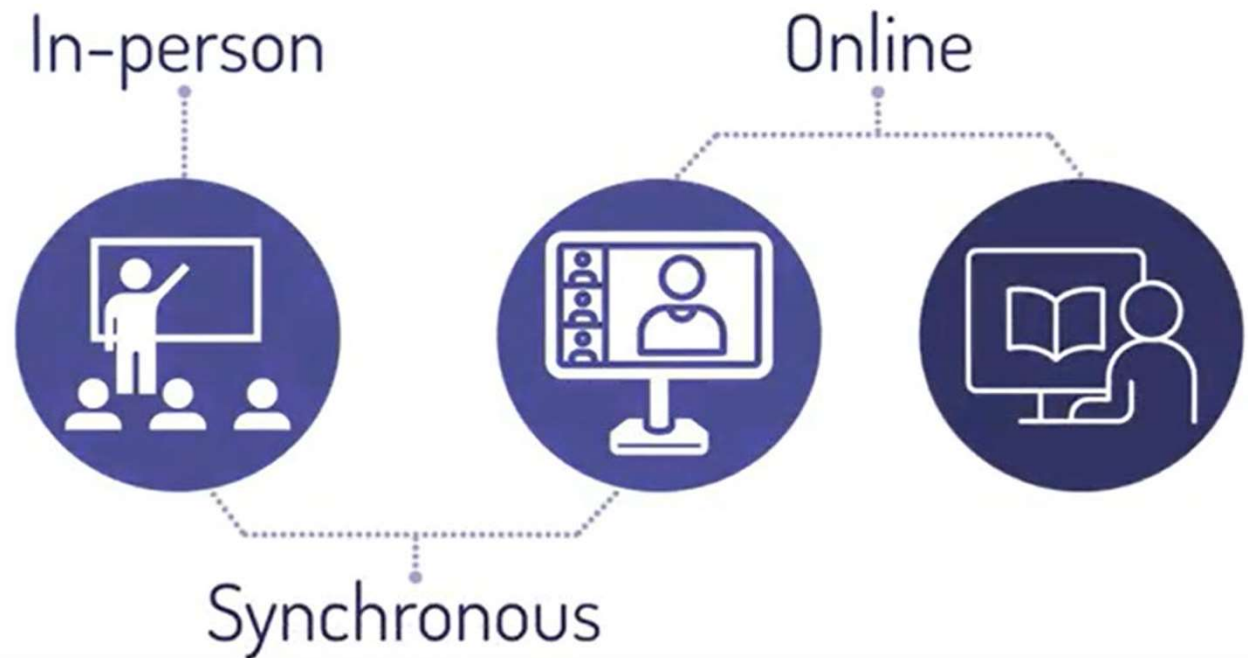
Equip students with technology skills and equitable access to all participation modes

Accessibility Example

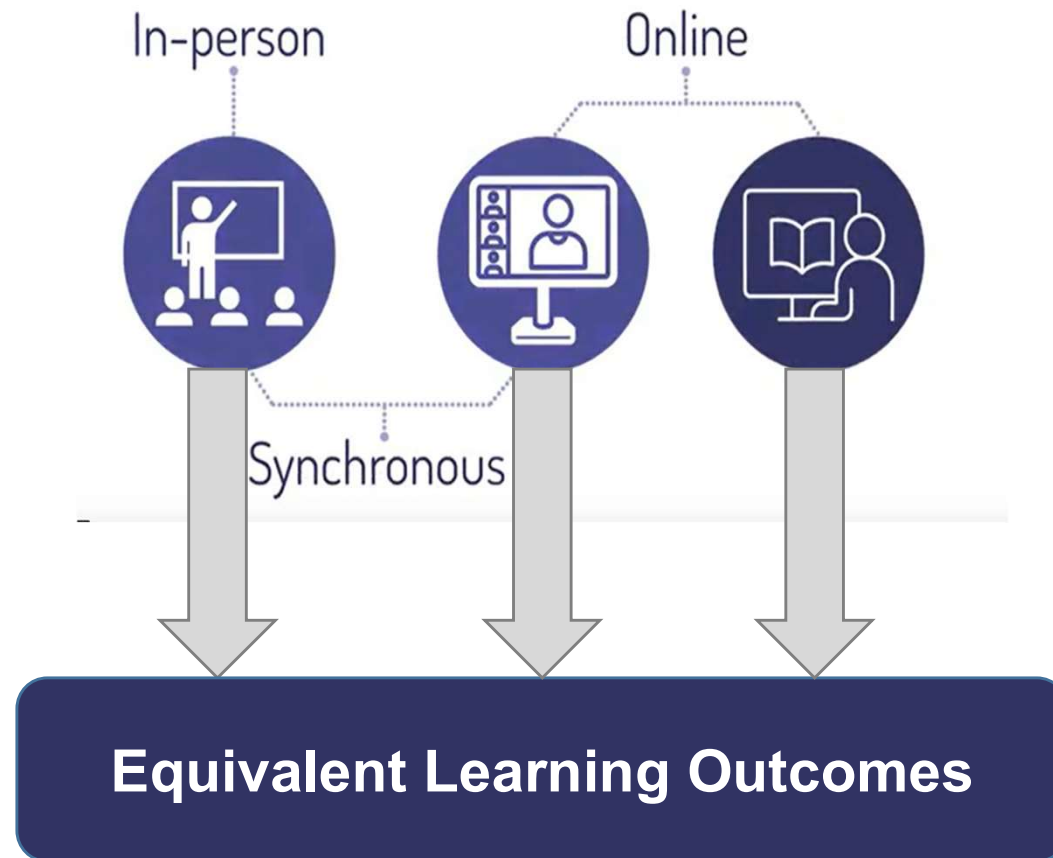
What might this look like in an adult education class?

Programs assess and mitigate lack of digital access.

Pre-teach how to use key digital tools (e.g., Google docs) so that they all participate & build digital literacy skills.



All 3 Modes Lead to Equivalent Learning Outcomes



Agenda


- Intro to HyFlex
- **Benefits of HyFlex**
- Designing Engaging HyFlex Lessons (I do, We do, You do)
- HyFlex Resources
- Questions and Closing Thoughts



What are the benefits of HyFlex?



pollev.com/destinysimpson



On phone:

1. Open up your camera app
2. Aim the phone at the screen
3. Click on the link that appears

On computer

1. Click on the link in the chat or type in this link:
pollev.com/destinysimpson

What are the benefits of HyFlex?

Nobody has responded yet.
Hang tight! Responses are coming in.

What does this model offer to our field?

The strong possibility of significantly increased learner:

- Attendance
- Retention
- Course completion
- Post-testing
- Learning gains

What is the evidence that it works?

Preliminary data from CASAS HyFlex Instruction

Kay Hartley, CASAS




Does the HyFlex Instructional model result in measurable continuity of participation and improvements in student learning gains?

- Merced Adult School
- Acalanes Adult School
- Vallejo Adult School
- Garden Grove Adult School

CASAS. (2023, August 30). *CASAS Promising Practices Presentation: HyFlex Instruction at Merced Adult School* [Video]. YouTube. <https://youtu.be/Hom8EuoJO9E>

What is the evidence that it works?

Year 1 – All HyFlex Classes in the study exceeded California NRS Goals



Agency 21-22	Level	CA NRS Goal	Agency NRS Performance
1 Acalanes	ESL Level 3	60%	85.37%
	ESL Level 4	49%	55.17%
2 Vallejo	ABE Level 2	54%	72%
	ABE Level 3	49%	50%
	ABE Level 4	40%	62.5%
3 Merced	ESL Level 2	54%	80%
	ESL Level 3	49%	85.71%
	ABE Level 4	40%	69.23%
	ABE Level 5	42%	58.82%
4 Garden Grove	ESL Level 2	61%	100%
	ESL Level 3	60%	78.79%
	ESL Level 4	49%	55.81%

HyFlex Instruction Preliminary Data Report Abstract

6

CASAS. (2023, August 30). *CASAS Promising Practices Presentation: HyFlex Instruction at Merced Adult School* [Video]. YouTube. <https://youtu.be/Hom8EuoJO9E>

What is the evidence that it works?

Year 2 – All HyFlex Classes exceeded CA NRS Goals, with several classes showing even higher learning gains.



Agency 22-23	Level	CA NRS Goal	Agency NRS Performance
1 Acalanes	ESL Level 3	60%	95.31%
	ESL Level 4	49%	55.17%
2 Vallejo	ABE Level 2	59%	86.36%
	ABE Level 3	35	64.10%
	ABE Level 4	40%	62.5%
3 Merced	ESL Level 2	54%	72.73%
	ESL Level 3	49%	72.73%
	ABE Level 4	40%	83.78%
	ABE Level 5	42%	85.71%

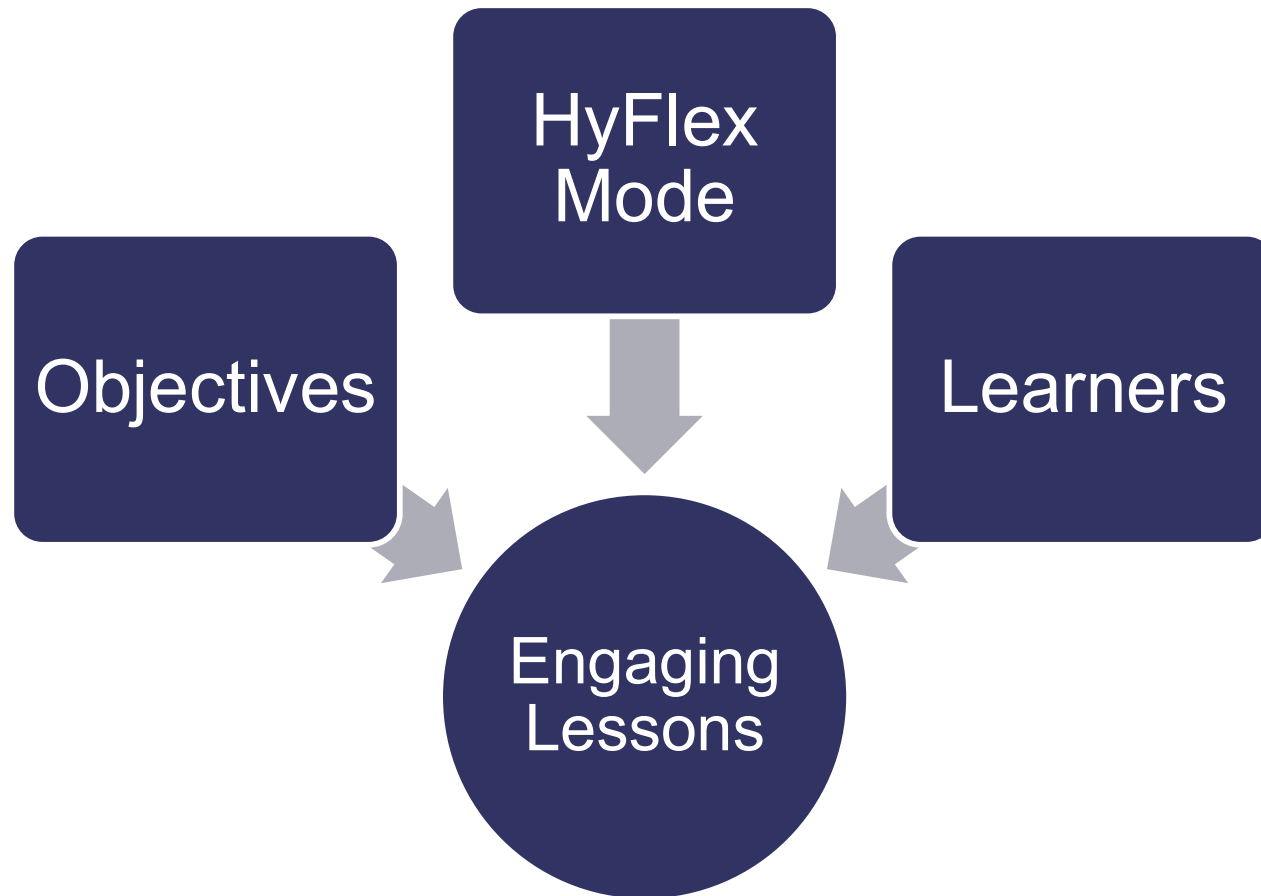
CASAS. (2023, August 30). *CASAS Promising Practices Presentation: HyFlex Instruction at Merced Adult School* [Video]. YouTube. <https://youtu.be/Hom8EuoJO9E>

Agenda

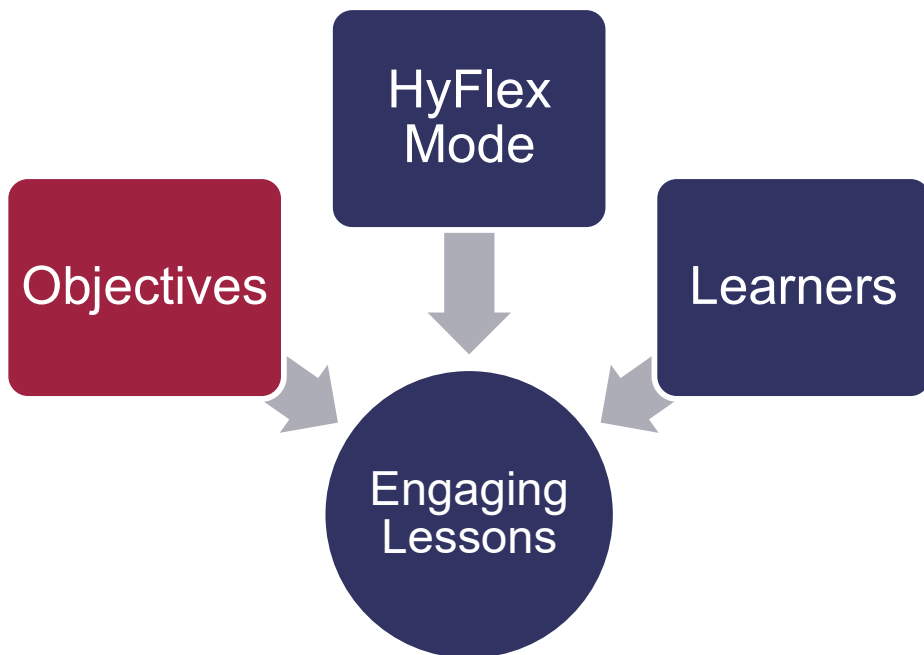
- Intro to HyFlex
- Benefits of HyFlex
- **Designing Engaging HyFlex Lessons (I do, We do, You do)**
- HyFlex Resources
- Questions and Closing Thoughts



Designing Engaging HyFlex Lessons



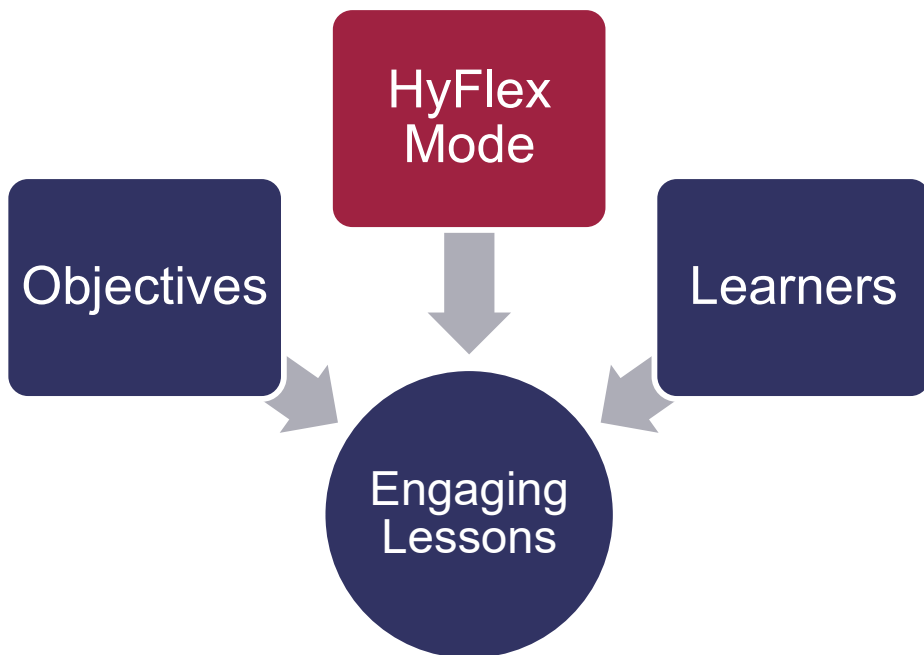
Start with the objectives



What do learners need to be able to do after completing the learning activity?

- How will they know they met the learning objective?
- How will you know that they met the learning objective?

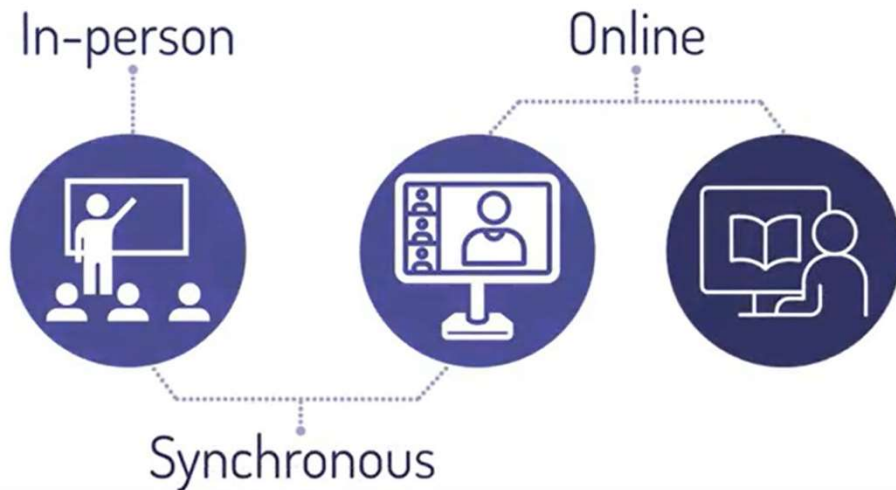
Consider all three modes



What will the activity look like in each mode?

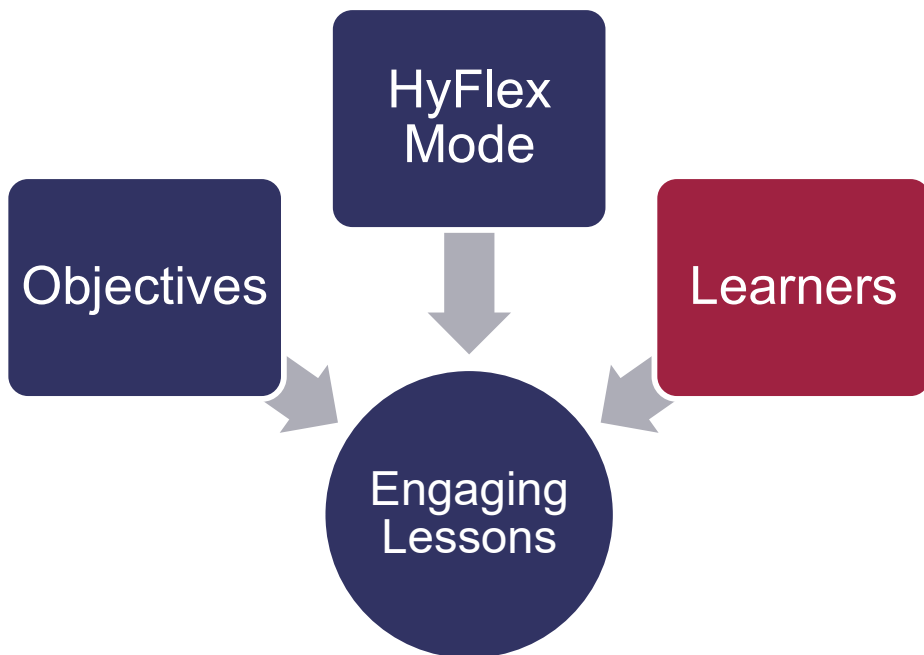
- In person
- Online synchronous
- Online asynchronous

Asynchronous learning is more than recordings



- Online activities
- Online curriculum
- Discussion boards
- Videos
- Simulations
- Scenarios
- Projects

Think about your learners



What is important to consider about your learners when designing the lesson?

- Technology skills
- Access to technology
- Experience with learning mode
- Confidence and supports needed

Medical Field HyFlex Learning Activity



Objective: Learners will be able to use at least one communication strategy when dealing with a difficult customer.

HyFlex Modes: All three modes are present. Learners use Google Classroom to access materials and Zoom to join the class.

Learners: This is a new class and there is a mix of native English speakers and English language learners. Learners are developing their digital literacy skills, but most still need support with submitting assignments online.

(I do)

Example HyFlex Learning Activity



Activity	In Person	Online Synchronous	Online Asynchronous
Direct Instruction	Teacher will share strategies using Google Slides and provide examples.	Teacher will share Google Slides presentation and post the slides in Google Classroom.	Learners will watch part of the class recording and then review the Google Slides in Google Classroom.
Practice	Learners will do a role – play in groups of three with one learner playing the role of the difficult customer, one being the employee, and the other an observer who will take notes about what communication strategy was used. Learners will switch roles twice. Whole group debrief.	Learners will work in breakout rooms and do a role-play in groups of three following the same scenario as the in-person learners. Learners will switch roles twice. Whole group debrief.	Learners will review the scenario. They will then record themselves showing how they would handle the difficult customer and upload it to Google Classroom.
Assessment	Exit Ticket completed via a Google Form in Google Classroom.	Exit Ticket completed via a Google Form in Google Classroom.	Exit Ticket completed via a Google Form in Google Classroom.

RLA HyFlex Learning Activity



Objective: Learners will be able to read a passage about eliminating or keeping daylight savings and identify at least two pieces of evidence of support for each side.

HyFlex Modes: All three modes are present. Learners use Google Classroom to access materials and Zoom to join the class.

Learners: Learners are working towards passing the GED® test. They d

(We do)

RLA Example HyFlex Learning Activity



Activity	In Person	Online Synchronous	Online Asynchronous
Direct Instruction	Teacher will lead class in a discussion about what evidence is and how it can be found when reading. The teacher will introduce how to use a graphic organizer to record evidence for each side.	Teacher will lead class in a discussion about what evidence is and how it can be found when reading. The teacher will introduce how to use a graphic organizer to record evidence for each side.	Learners will complete a lesson in the online curriculum that explains what evidence is and how it can be found when reading. They will view a sample graphic organizer.
Practice			
Assessment			

Resources to develop HyFlex Lessons

Sometimes you can come up the ideas on your own. Sometimes it's helpful to use other tools and resources.

Teaching Ideas:

- [Digital Substitution List](#)
- [HyFlex Learning Activities for all Three Modes](#)
- [ChatGPT/ Generative AI](#)

HyFlex Guides:

- [HyFlex in Adult Ed Guide](#)
- [Tips for Adding Engagement to a HyFlex Class](#)

Digital Substitutions List



DIGITAL SUBSTITUTIONS (Transferring F2F Strategies and high-leverage practices to Remote Instruction) © 2021 REV 2-4-21

Developed by [Jayme Adelson-Goldstein \(Lighthearted Learning\)](#). Contributors: [Lori Howard](#) and [Sylvia Ramirez](#)

TASK TYPE or STRATEGY (A-Z order)	Digital substitution (Most similar to F2F experience)	How learners experience this on a phone
Ask questions about a picture	<ul style="list-style-type: none"> • Share an image from the computer or Web. Ask questions. • Use annotation tools to help focus learners on different areas of the image or to highlight learners' responses to the question. • Have learners in breakout groups look at an image online or in the books & answer visual thinking strategy questions posted in chat. 	<p>Most images will display well on the phone. For images that learners need to observe closely, suggest that learners hold the phones horizontally.</p> <p>On Zoom, breakouts work well with 4 learners being able to see each other on the phone and share images.</p>
Brainstorm & categorize	<p>Learners can brainstorm by typing onto the whiteboard, onto a shared slide or into the chat.</p> <ul style="list-style-type: none"> • Copy the brainstormed items from the whiteboard or slide (see above) and paste them into a text box on a new whiteboard or a new slide*. Put the text box off to the side. Create a categorizing chart (think T- chart with 2, 3, or more columns) on the white board or slide and have learners take turns typing the terms into the chart (or telling you where to put them). 	<p>Ss' phone keyboards are active in the chat. On iPhones, there is no text tool in the annotation tools, but Android phones have the text tool. iPhone users can use the chat and you can copy their ideas into a text box on a white board to share at the end of the brainstorm.</p> <ul style="list-style-type: none"> • Draw a T-chart on the whiteboard from above with 2,3, or more columns and label it according to the class' suggestions for categorizing the terms from the brainstorm. Have learners tell you how to categorize the

Adelson-Goldstein, J. (2021, 2). *Digital Substitutions*. Google Docs.

https://docs.google.com/document/d/1ej_PrhrR9DN_A0fEOy8ZI4X4FxfjUG1YK1nbsGCoyM2U/edit?usp=sharing.

HyFlex Activities for All 3 Modes

Click on each learning activity for a detailed description, a "how-to" guide, how this activity can be used in all 3 learning modalities, and its connection to Bloom's Taxonomy.

1 minute paper/ video	3-minute quiz	3-2-1	Active Reading Documents	Advance Organizer	AHA Wall
Analytic Team	Background Knowledge Probe	Bridging	Case Studies	Collaborative Summaries	Concept Map
Contemporary Issues Journal	Dyadic Essay	Dyadic Interviews	Entry/Exit Ticket	Fishbowl	Flying Folders
Four Corners	Guided Notes	Insight, Resources, Applications	Jigsaw	Know, Want to Know, Learned	Muddiest Point
Online Scavenger Hunt	Pausing in Lecture	Pro/Con List	Sentence Stems	Small Group Discussion	Support a Statement
Team Jeopardy	Think, Pair, Share	Think Tac Toe	Translate That		

Reuse <> Embed

H-P

Kaufman, D., & McMurray, A. (2020). Unit 3: Learning activities for HyFlex courses. In *HyFlex course design and teaching strategies* (<https://ecampusontario.pressbooks.pub/hyflexcoursedesignandteachingstrategies/chapter/unit-3-learning-activities-for-hyflex-courses/>). eCampusOntario.

Generative AI / Chat GPT



Design a HyFlex learning activity for the following objective: Learners will be able to read a passage about eliminating or keeping daylight savings and identify at least two pieces of evidence of support for each side.

Activity Overview:

1. Pre-Activity Preparation (Asynchronous for all students, in advance):

- **Read the passage:** Learners are asked to read the assigned passage (either provided by the instructor or sourced from a reliable website) that presents arguments both for and against keeping or eliminating daylight savings time.
- **Initial reflection:** After reading the passage, learners are asked to reflect on their personal position (in favor or against) and note down their initial thoughts in a shared digital document. This should be done individually.

2. Activity Structure:

- **Step 1: Evidence Identification (15 minutes)**



- **In-Person Students:** In the classroom, learners will work in small groups (2-3 students)

Design a HyFlex Activity



Objective: Learners will be able to identify and understand the main idea and at least two key details of a short reading passage, and summarize the passage in their own words

HyFlex Modes: All three modes are present. Learners use Google Classroom to access materials and Zoom to join the class.

Learners: This is a new class and there is a mix of native English speakers and English language learners. Learners are developing their digital literacy skills.

OR

You Decide

(You do)

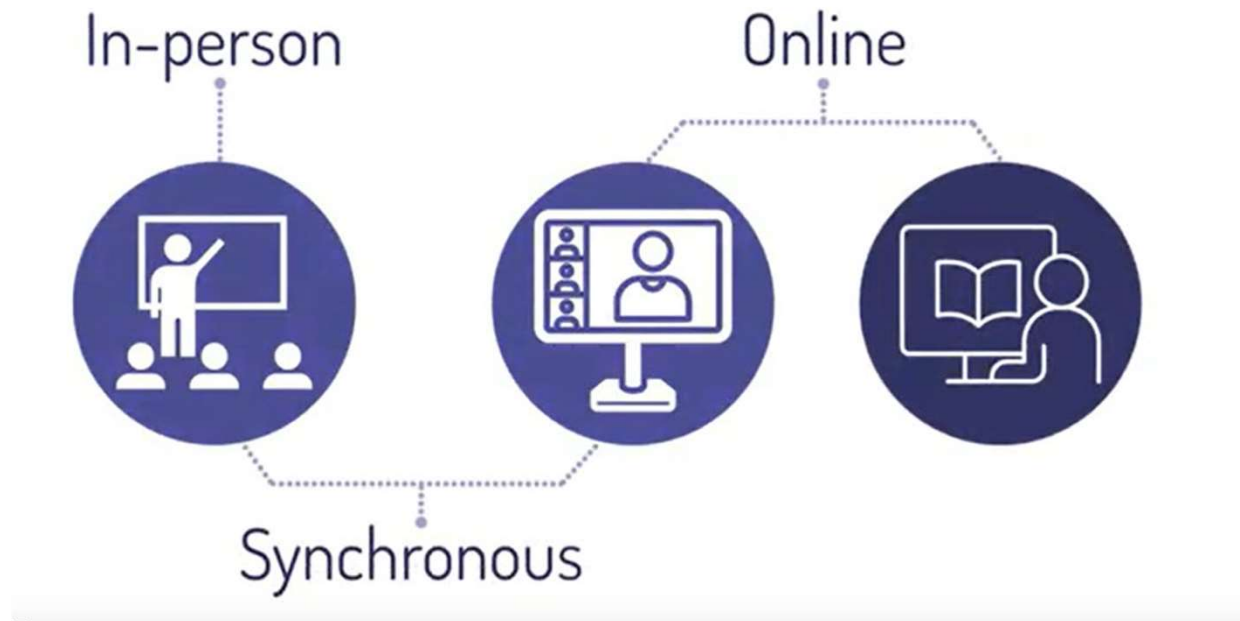
Directions

You will be assigned to a breakout room. Once in your breakout room:

1. Decide if you will use the learning objective provided to create your own.
2. Develop a HyFlex activity using tools that we discussed or your own professional wisdom.
3. Record your ideas in your room's section of the Google Doc.
4. Be prepared to have someone provide a 1-minute report out on your activity.

Sharing our Activities


In 1 minute, share the activities you designed for all three modes of HyFlex.



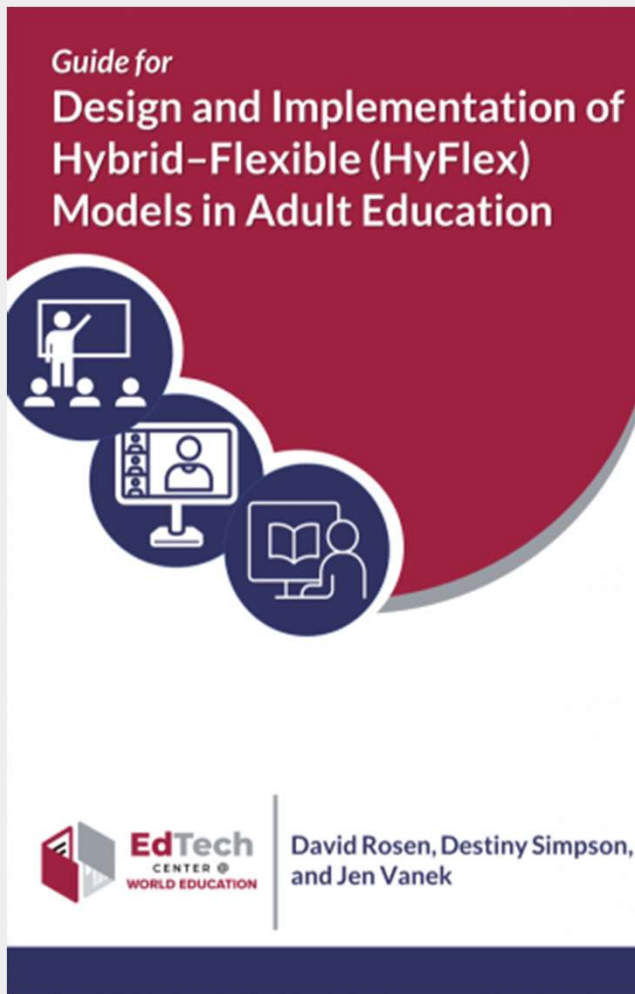
EdTech Center HyFlex Resources



**IDEAL Hybrid
Flexible (HyFlex)
Instruction Guide**



HyFlex Video Series

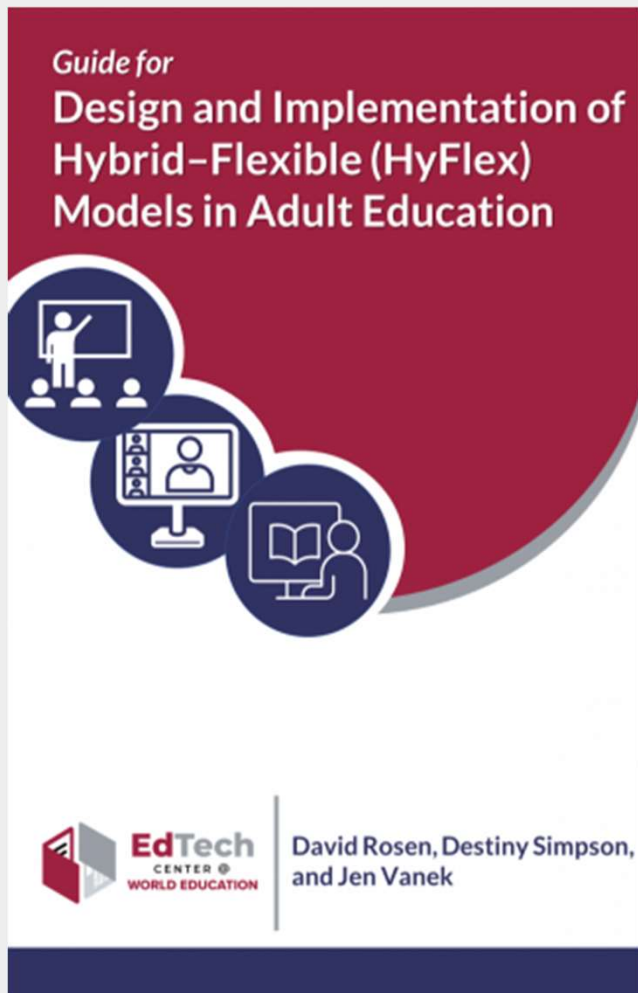


HyFlex Guide

- EdTech Books
- Interviewed 17 teachers and program administrators offering HyFlex classes for adult learners
- Features examples and vignettes from the field



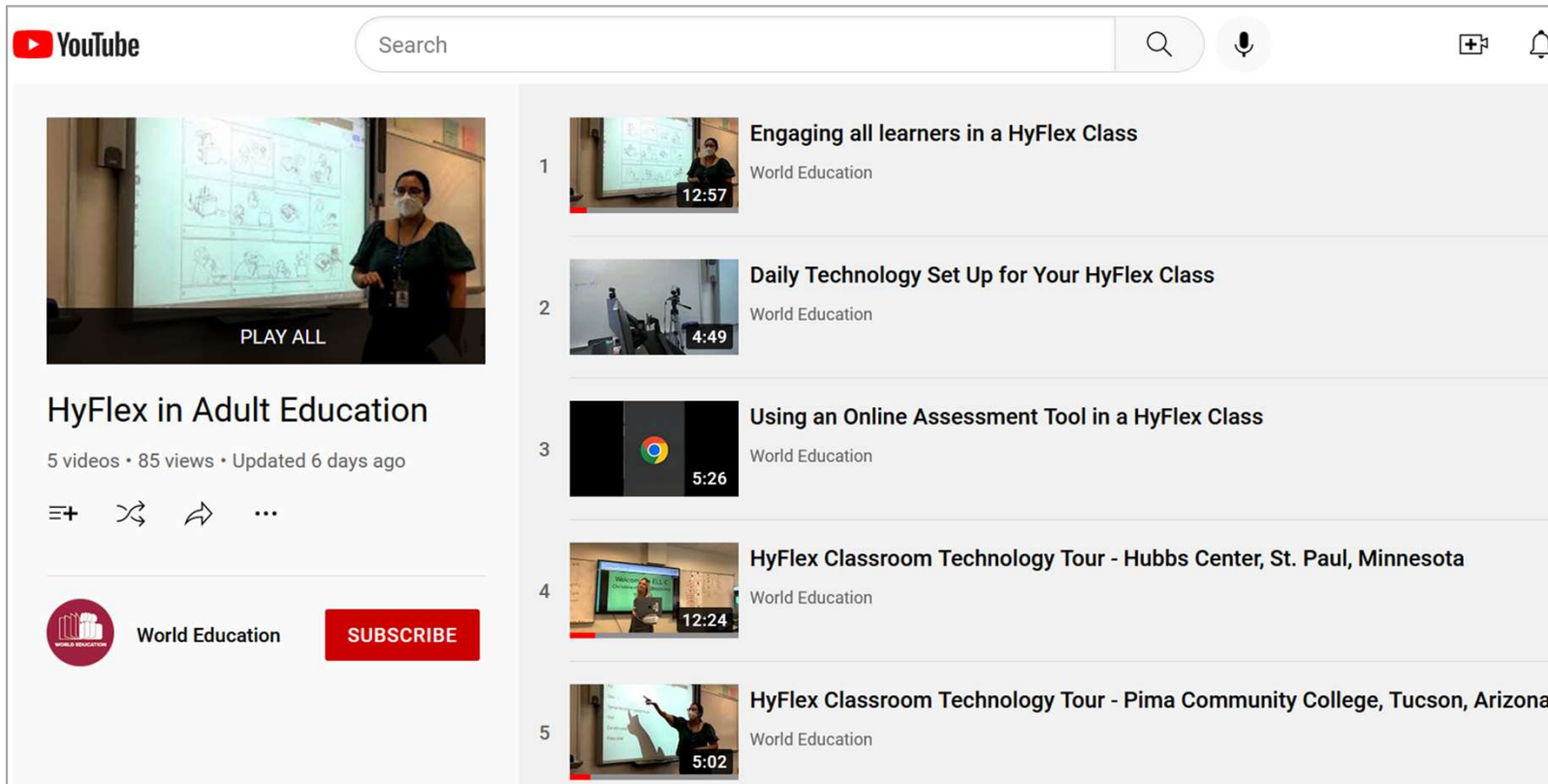
[HyFlex Guide in EdTech Books](#)



HyFlex Guide Sections

- Introduction
- Program Planning
- Instructional Planning
- Teaching in a HyFlex Class
- Implementing and Scaling Up Flex Models
- Evaluation
- Hardware and Software Application Choices
- Vignettes

HyFlex Video Series



The image shows a screenshot of a YouTube playlist page. At the top left is the YouTube logo. A search bar is located at the top center. Below the search bar is a large video player showing a woman in a classroom setting with a 'PLAY ALL' button overlaid. Below the video player, the playlist title 'HyFlex in Adult Education' is displayed, along with '5 videos • 85 views • Updated 6 days ago'. There are icons for playlist management (plus, share, link, and more). Below this is the 'World Education' channel logo and a red 'SUBSCRIBE' button. To the right of the video player is a list of five videos, each with a thumbnail, a number, a title, the channel name 'World Education', and a duration:

- 1 Engaging all learners in a HyFlex Class (12:57)
- 2 Daily Technology Set Up for Your HyFlex Class (4:49)
- 3 Using an Online Assessment Tool in a HyFlex Class (5:26)
- 4 HyFlex Classroom Technology Tour - Hubbs Center, St. Paul, Minnesota (12:24)
- 5 HyFlex Classroom Technology Tour - Pima Community College, Tucson, Arizona (5:02)



[YouTube Playlist](#)



IDEAL Consortium

Innovating Digital Education for Adult Learners
An Initiative of the EdTech Center @ World Education

Subscribe + Follow



destinysimpsonconsulting@gmail.com