



<b>Meeting:</b>	State Early Childhood Development Coordinating Council	
<b>Date/ Time:</b>	Wednesday, Feb. 5, 2020 3-4:30 p.m.	
<b>Location:</b>	Office of the State Superintendent of Education (OSSE) 1050 First St. NE, First Floor, Eleanor Holmes Norton Room II	
<b>Agenda Items</b>		
I. Welcome and Introductions	Hanseul Kang State Superintendent of Education OSSE	
II. Preschool Development Grant, Birth through Five (PDG B-5) Accomplishments and Next Steps	Hanseul Kang	
III. Census 2020: Reaching Children Under Five in the District	Melissa Bird Executive Director DC Census 2020	
IV. DC Public Library's Books from Birth and Other Early Childhood Initiatives	Ellen Riordan Assistant Director of Youth and Family Services DC Public Library	
V. Announcements	All	
VI. Public Comment	Open	
VII. Wrap-Up/Next Steps/Adjourn	Hanseul Kang	



**State Early Childhood  
Development  
Coordinating Council  
(SECDCC)**

Feb. 5, 2020



**Welcome and Introductions**



## Preschool Development Grant, Birth through Five (PDG B-5) Accomplishments and Next Steps



### Activity One: PDG B-5 Needs Assessment

**Updates:**

- Final version submitted to Administration for Children and Families (ACF) on Dec. 31, 2019
- Waiting on ACF feedback
- Currently creating a truncated version for public release

**The PDG B-5 needs assessment included:**

- A review of 20 existing assessment reports;
- Analysis of administrative and demographic data from national and District databases;
- Input from 32 family listening sessions;
- Feedback from 23 focus groups;
- Comments from 21 key informant interviews;
- Responses from 2,099 family survey participants; and
- A pilot demonstration project report.



## Activity Two: PDG B-5 Strategic Plan

### Updates:

- Final version submitted to ACF on Dec. 31, 2019
- Waiting on ACF feedback

Strategic plan goals, objectives and actions were based on feedback and **collaboration from:**

- District families
- Health and education officials
- Community-based partners
- Early care and education workforce
- SECDCC and committees
- PDG core team

8



## Activity Three: Maximize Parent Choice

Activity	Key Achievement
My Child Care DC (Capital Quality profile and family profile)	Completed <b>14 family focus groups</b> with <b>130 families</b> to develop the mockup of the new Capital Quality profile that will serve as blueprint for the new profile to be released in April 2020.
Early Childhood Integrated Data System (ECIDS)	Produced an <b>unduplicated count report and visualizations</b> of children B-5 across the District within educational entities and one Head Start agency.
Strong Start playgroups	Playgroups have served <b>340 unique families</b> with children with delays and disabilities since March 2019 (as of Jan. 8, 2020).
Orchard	Released <b>enhancements</b> to the Child and Adult Care Food Program (CACFP) application (i.e., at-risk program elements and the capacity to complete amendments to applications).

9



## Activity Three: Maximize Parent Choice

Activity	Key Achievement
Peer support networks	Met with <b>parent steering committee</b> to discuss designing and developing the toolkit.
My School DC Toolkit	Developed and released the <b>partner toolkit</b> for the 2020-21 school year lottery to support providers in their communications with families.
Communications and Marketing	Hired <b>communications contractor</b> to develop a communications strategy to support access and awareness for B-5 families in the District.
Thrive by Five DC	OSSE and Thrive by Five signed a <b>Memorandum of Understanding (MOU) amendment for fiscal year 2020 (FY20)</b>

10



## Activity Four: Sharing Best Practices

Activity	Key Achievement
Early childhood summit (Dec. 6, 2019)	Hosted the early childhood summit for <b>more than 2,700</b> early childhood professionals.
Quorum	Provided more than <b>1,000 provider licenses</b> to the Quorum online professional development platform for early childhood professionals.
Healthy Futures	Therapists attended <b>trauma-informed coaching</b> for mental health professionals.
Trauma-informed, practice-based coaching/technical assistance (TA)	Completed trainings on <b>trauma-informed practices</b> for coaches (i.e., Quality Improvement Network (QIN), Head Start, Capital Quality) and consultants (i.e., Healthy Futures).

11



## Activity Five: Improving Overall Quality

Activity	Key Achievement
Access trauma informed care (Comprehensive Trauma-Informed Early Childhood Mental Health Consultants (ECMHC))	Therapists and psychiatrists in the <b>Family Wellbeing Program</b> began seeing clients in two sites for mindful parenting classes as a primary prevention strategy and hosted two <b>Social Emotional and Academic Child and Parent Wellness Program (SEACAP)</b> parent-child therapy trainings with multiple and/or more intense therapeutic needs attended by seven centers.
Enhancement to Quality in Early Childhood Programs (EQIP) Grants	At least <b>36 eligible applications for \$2,253,169</b> in requests were received to expand quality improvement for providers by providing supplementary funding for eligible early care and education center- and home-based providers participating in Capital Quality.

9



## Evaluation

Activity	Key Achievement
PDG baseline family survey	Analyzing data from <b>more than 2,099 participants</b> on the baseline family survey and discussing different forms of reporting and dissemination with various stakeholders.
Teacher/staff wellness survey	Announced the <b>teacher/staff wellness survey</b> , an online survey for infant/toddler and preschool teachers and classroom staff in order to better understand their health and wellness needs in multiple newsletters read by local education agencies and community-based organizations.

12



## PDG Renewal Application

- The District submitted its application for the PDG B-5 Renewal Funding Opportunity on Nov. 5, 2019.
- **Only 20 of the 46 states** that applied for renewal funding received awards.
- The District **was not among** the recipients of the renewal grants.
- Equipped with the PDG needs assessment and strategic plan, we are **well-positioned to continue our progress going forward**.
- We can all be **very proud of what has been accomplished** and we will continue to break down barriers and **improve access to higher quality early childhood services** in the District.

11



### Census 2020: Reaching Children Under Five in the District

@dccensus  
#GetCountedDC  
dccensus2020.dc.gov

## Facts Matter

The goal is to count every person living in the US, once, and only once and in the right place.

The US Constitution requires a census every 10 years. The first census was in 1790. The census covers the entire country and every person living here.

By law, the US Census Bureau must deliver a report of population counts to the President of the United States within nine months of "Census Day" (April 1, 2020), so that apportionment can be taken.

The three main ways census data is used at the federal level:

1. To reapportion seats in the House of Representatives.
2. For state officials to redraw congressional and legislative districts based on population shifts.
3. To determine how to allocate more than \$675 billion in federal dollars supporting state and local community programs across the country.



13

## How to Respond to the 2020 Census

An invitation to respond to the US Census will be mailed to every household in DC. This invitation will include a code unique to your address that will lead you to the online survey.

WHAT THE US CENSUS WILL SEND IN THE MAIL TO EACH HOUSEHOLD	
March 12-20	An invitation to respond online to the 2020 Census.
March 16-24	A reminder letter.
	<b>IF YOU HAVEN'T RESPONDED YET:</b>
March 26-April 3	A reminder postcard.
April 8-16	A reminder letter and paper questionnaire.
April 20-27	A final reminder postcard before the US Census follows-up in person at your residence.

Once you have the invitation, you can either respond online, call the US Census to complete over the phone or call and request a hard copy be mailed to you.



14



# Where are People Counted?

## What about....?

**Children** - All children who live in your household, including grandchildren, nieces and nephews, and the children of friends. Children who split their time between households, if they are living with you on April 1, 2020. Newborn babies, even those who are still in the hospital on April 1, 2020.

**College Students Off Campus** - Students who live on campus will be included in the institutions of higher education's "Group Quarters" count. Students in off campus housing will need to complete one census form for their household and include any roommates who also reside in the household.

**Roommates** - One form per household. One person will complete the form and add all roommates onto the census form.

**Multiple generations** - Only one person will need to complete the form but will need to include everyone in the household, such as grandparents, grandchildren and parents.

**More than one family in one household** - Only one person will need to complete the form but will need to include every person (adult, children babies) from other families on the same form who reside in the household.

**Informal or complex arrangements** - Only one person will need to complete the form but must include all additional persons in household even if they are unrelated or expected to not reside permanently in the household. Foster parents must include foster children on their census forms.

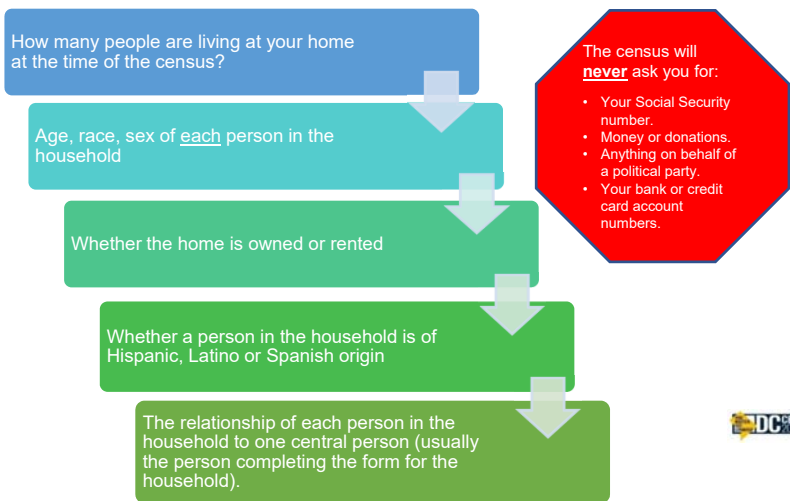
### How is this person related to Person 1? Mark ONE box.

- |   |  |
|---|--|
| <input type="checkbox"/> Opposite-sex husband/wife/spouse | <input type="checkbox"/> Father or mother              |
| <input type="checkbox"/> Opposite-sex unmarried partner   | <input type="checkbox"/> Grandchild                    |
| <input type="checkbox"/> Same-sex husband/wife/spouse     | <input type="checkbox"/> Parent-in-law                 |
| <input type="checkbox"/> Same-sex unmarried partner       | <input type="checkbox"/> Son-in-law or daughter-in-law |
| <input type="checkbox"/> Biological son or daughter       | <input type="checkbox"/> Other relative                |
| <input type="checkbox"/> Adopted son or daughter          | <input type="checkbox"/> Roommate or housemate         |
| <input type="checkbox"/> Stepson or stepdaughter          | <input type="checkbox"/> Foster child                  |
| <input type="checkbox"/> Brother or sister                | <input type="checkbox"/> Other nonrelative             |

Only one person in each household needs to complete the census form but must include all the other adults and children living in the household even if they are unrelated .



# 2020 Questions



## Why Does the Census Matter to DC?



17

## Planning for the Future

With anticipated growth of more than 100,000 residents over the next 10 years, we need accurate and complete 2020 census data to ensure our city and region continue to thrive:

- ❑ Parks, schools, recreation centers, libraries
- ❑ Dual language schools
- ❑ Additional housing for all income levels
- ❑ Expanding commercial centers
- ❑ Fire and Emergency Medical Services Department (FEMS) and Metropolitan Police Department
- ❑ Transit improvements
- ❑ Utilities and infrastructure investments
- ❑ Social services
- ❑ Community-based healthcare, hospital beds
- ❑ Medicaid, vouchers, Supplemental Nutrition Assistance Program (SNAP), Special Supplemental Nutrition Program for Women, Infants and Children (WIC) and child care subsidies



"I'm using census data to figure out where we now have density to support new high-frequency transit routes. This will help people spend less time in transit and more time doing what they love." – Haley Peckett, District Department of Transportation (DDOT) Transportation Planner

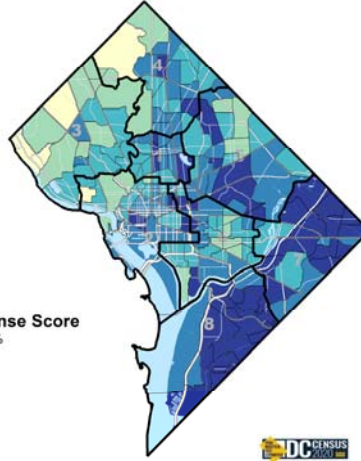



18

## DC Low Response Score (2016)

One-third of DC Census tracts are at risk of being “Low Response Rate” (up to 40percent of residents are expected not to respond during self-response during the 2020 Census).

The Low Response Score (LRS) is a metric developed by the US Census to identify areas according to their likelihood to self-respond. The higher the LRS value, the harder to count that area is.



19

## Children Under Age 5

In 2010, an estimated 1 million children under the age of 5 were not counted.

Young children most likely to be missed lived with:

- Foster families
- Unrelated people
- Grandparents, single parents, young adults
- Limited English household
- Renters
- Parents of caregivers with low incomes or insecure housing

**Children under 5, across all demographics, are the most undercounted population in the country.**



Approximately 9,500 babies are born each year in DC!

20

## Impacts to Children in DC

When young children are not counted, support for programs such as health insurance, hospitals, child care, food assistance and early childhood development is impacted.

Federal Entitlement Program	FY 16 Funding
Head Start	\$45 million
WIC	\$15 million
State Children Health Insurance Program	\$25 million
SNAP	\$210 million
Child Care Development Fund (CCDF)	\$11.8 million
School Breakfast Programs	\$11 million
National School Lunch Programs	\$28 million

21

## Impacts to Education in DC

DC Public Schools (DCPS) relies on census data to set priorities for planning, population projections, programming and budgeting across the city.

In FY16, the federal government used census data to allocate more than \$128 million in funding to DC schools. That's just for ONE year.

These funds are used to support critical needs and programming, such as:

- Special education
- Head Start
- Classroom technology
- Free and reduced-price meals
- After-school programs



Every kid counts.

22

## Partnerships

Getting all kids counted, especially children under age 5, requires support, partnerships and engagement by “trusted messengers” who work with families.

- Children’s National Health Network, birthing hospitals
- Mary’s Center
- Community-based clinics
- Office of the State Superintendent of Education (OSSE)
- DCPS
- District of Columbia Public Charter School Board (PCSB)
- Clinicians, pediatricians, early interventionists
- Child development centers



**What can you or your organization do to ensure young children are counted in 2020?**

23

## How you can help



- Share printed materials in all locations where children or families gather.
- Post census information in high-traffic areas.
- Urge caregivers or service providers to talk about the census with families.
- Educate yourself and others on the facts about the census.
- Share census updates and reminders with families in print and online through newsletters, emails, text alerts, list serves and social media.
- Allow families access to computers to complete their census form online.
- Wear census buttons or t-shirts.
- Hold a census rally or special event with families or service providers to make sure they know how important the census is for young children.



24

## Contact Information

Melissa Bird  
Executive Director, District Census 2020  
[Melissa.Bird@dc.gov](mailto:Melissa.Bird@dc.gov)  
(202) 478-1323

Rhonda Mendonca  
Executive Assistant, District Census 2020  
[Rhonda.Mendonca1@dc.gov](mailto:Rhonda.Mendonca1@dc.gov)  
(202) 442-7621

[dccensus2020@dc.gov](mailto:dccensus2020@dc.gov)



25

# DC Public Library

Early Literacy Programs and Services

## Sing, Talk and Read (STAR)



- Public awareness campaign that is the umbrella for all birth to five programs and services.
- STAR activities include all programs that serve children age birth to five and their caregivers.
- First step of the arc of service that libraries provide for children birth to high school and their families.
- Books From Birth
- Ready Rosie
- STAR Story times
  - Baby Lap Time
  - Toddler Explorations
  - Family story times
- Early coding with BEE BOTS
- Strong Start playgroups

27


## STAR Programming Numbers



	FY17	FY18	FY19	FY20 to date
Number of Programs	5,021	4,872	6,025	1,566
Number of Participants	191,982	191,492	220,009	56,625

28

## Books from Birth Numbers



Metric	FY17	FY18	FY19	FY20 (to date)
Number of Active Children Enrolled	25,741	31,161	35,736	36,243
Total Number of Books Delivered	297,850	635,137	1,032,957	1,175,716
Enrollment Growth Rate*	9,618	5,420	4,575	2,828 Growth calculated based on FY20 Q1.

29

## Find Out More



<https://www.dclibrary.org/star>

<https://www.dclibrary.org/>

[Ellen.Riordan@dc.gov](mailto:Ellen.Riordan@dc.gov)

30





## Announcements



## Public Comment



Wrap-Up/Next Steps/Adjourn