

# skillblox.org/



Sign Up

## Sign In

Sign In

[Forgot your password?](#)

Or sign in with



 Google

Don't have an account yet? [Sign Up!](#)

## Enter Code

Open Blox

## Explore Blox

 Civics Education


 Digital Literacy

 Financial Literacy


 Health Literacy

 Language Arts

 Math

 Workforce Preparation

Explore All Blox




# Using SkillBlox as Building Blocks for Self-Directed and Online Learning

Jeff Goumas  
World Education

October 8, 2025

# Today's Session

- What is SkillBlox?
- Saving + Adapting Blox
- Building Blox
- Sharing Blox
- Next Steps

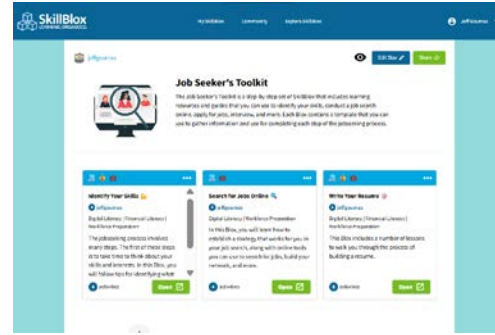


What do you....

... see?

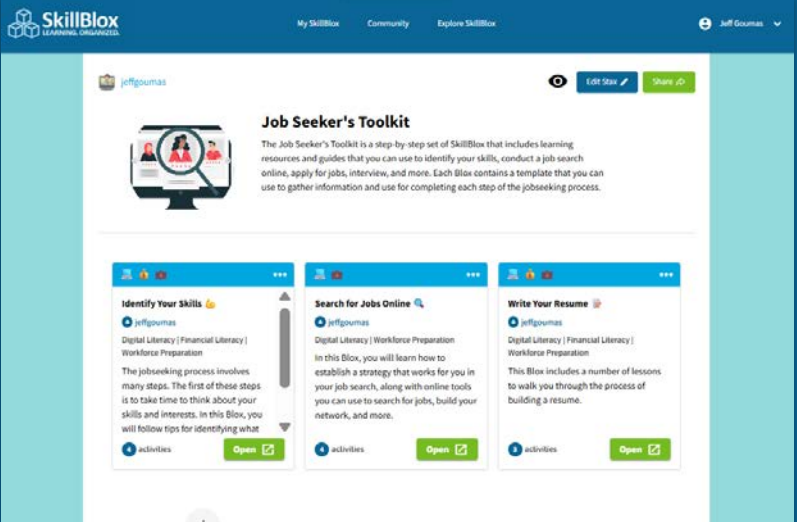
~  
LaFC

... wonder?



# Follow-up Questions...

- What skills were being developed?
- Are these skills relevant to the learners you work with?
- *What supports would you need to do in order to know how to use these lessons with your learners?*



The screenshot shows a SkillBlox Learning Organization interface. At the top, the SkillBlox logo and navigation links are visible. The main content area features a 'Job Seeker's Toolkit' section with a magnifying glass icon and a brief description. Below this, three activity cards are displayed, each with a title, author, and a description of the activity's purpose. The cards are: 'Identify Your Skills', 'Search for Jobs Online', and 'Write Your Resume'. Each card includes a list of activities and an 'Open' button with an external link icon.

**SkillBlox**  
LEARNING ORGANIZATION

My SkillBlox Community Explore SkillBlox Jeff Goumas

Jeff Goumas Edit Box Share

### Job Seeker's Toolkit

The Job Seeker's Toolkit is a step-by-step set of SkillBlox that includes learning resources and guides that you can use to identify your skills, conduct a job search online, apply for jobs, interview, and more. Each Blox contains a template that you can use to gather information and use for completing each step of the jobseeking process.

#### Identify Your Skills

Jeff Goumas  
Digital Literacy | Financial Literacy | Workforce Preparation

The jobseeking process involves many steps. The first of these steps is to take time to think about your skills and interests. In this Blox, you will follow eps for identifying what

1 activities Open

#### Search for Jobs Online

Jeff Goumas  
Digital Literacy | Workforce Preparation

In this Blox, you will learn how to establish a strategy that works for you in your job search, along with online tools you can use to search for jobs, build your network, and more.

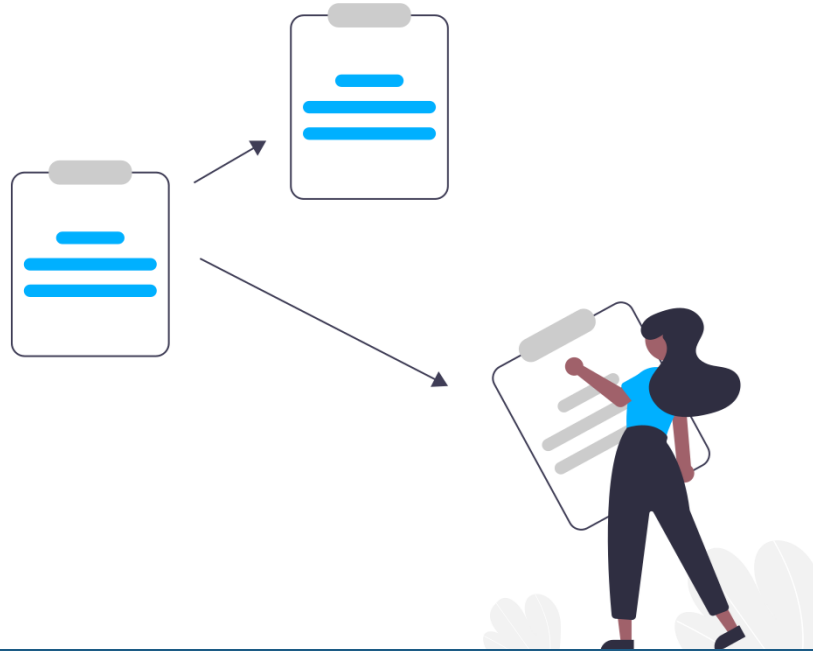
1 activities Open

#### Write Your Resume

Jeff Goumas  
Digital Literacy | Financial Literacy | Workforce Preparation



This Blox includes a number of lessons to walk you through the process of building a resume.

1 activities Open



**What is SkillBlox?**

Back in 2017...



We know people are using these...



...how can we help them use these?

5 @Q . JGNA=\*=9JF=JK+ GJ=- HLAGFK>GJ \*=9JFAF?

0 Miles per Gallon

0 miles  
10 gallons

10 boys

### Ratios

A ratio **compares values**.

A ratio says how much of one thing there is compared to another thing.

There are 3 blue squares

Ratios can be shown in different ways:


Use the ":" to separate

Or we can use the word "to": 3 to 1

Or write it like a fraction:  $\frac{3}{1}$

# The OER Challenge: Overcrowding

Content is everywhere, but is it...



# CrowdED Learning

'F; J=9K= 9; ; =KKIG9F< 9O9J=F=KKG>- H=F  
#<M,9LGF9D0=KGM; =K. - #0. A 9<MD=<M,9LGF



Sep 2017

Mar 2020

Sep 2020



# SkillBlox

LEARNING. ORGANIZED.

*A World Education Initiative*



+ 9J; @ [ ] [ ] [ ] [ ]

[www.skillblox.org](http://www.skillblox.org)

**1 Select Subject**  
Subjects  
Digital Literacy

**2 Select Topics/Subtopics**

By Framework      By Keyword

**Topic/Subtopic**

Foundational Skills

Productivity

Communication

Communicate Effectively

Collaborate with Technology

Make Voice and Video Calls

Post on Social Media

Use Social Media

Search by Skill

**3 Select Learning Activities**

Publisher  
All (31)

Format  
All (31)

**Learning Activities**      2 of 31 Selected

Productivity

Communication

Make Voice and Video Calls

Good Things Foundation  
Video calling  
CO.3

Goodwill Community Foundation  
iPhone Basics: Using the Phone App  
CO.3

Goodwill Community Foundation  
WhatsApp: Voice Calls  
CO.3

Select Activities

SkillBlox  
LEARNING. ORGANIZED.

Billy Blox

**View Skillblox**      PREVIEW      SAVE AND EXIT

Make Voice + Video Calls

Select Learning Activities      Add New Activity      Access Code: LE1BP8

Course/Tutorial | Goodwill Community Foundation  
**Communication Skills**      CO.1 PS.1 CO.3  
CO.7 CO.5 CO.4

Lesson Plan / Activity Guide | Mobile Internet Skills Training Toolkit  
**Module 2: Whats App**

Lesson | Goodwill Community Foundation  
**iPhone Basics: Using the Phone App**      CO.3 MQ.4  
CO.1

Lesson | Goodwill Community Foundation  
**WhatsApp: Voice Calls**      CO.3

Lesson | Goodwill Community Foundation  
**Skype: Making Video Calls with Skvpe**      CO.3

Customize + Share

# What's in the SkillBlox Library?

12  
34

Mathematics



CK-12



flexbooks



Reading + Vocab



Learning  
Chocolate



Language



Digital Literacy



# What's in the SkillBlox Library?



## Civics Education



U.S. Citizenship and Immigration Services

PREPARING FOR THE OATH  
U.S. HISTORY AND CIVICS FOR CITIZENSHIP



## Financial Literacy





Practical Money Skills



BANK OF AMERICA  
Better Money Habits®



## Health



## Workforce Preparation



# Just Having OER Available Not Enough

EdTech  
Maker  
Space



**SkillBlox**  
LEARNING. ORGANIZED.

Service learning that leads  
to high-quality OER

Build, share, and adapt  
lessons powered by OER

# Research to Support SkillBlox Buildout (2021-Present)

\$J9E =OGIC




Application



TSTM  
SkillBlox

*Goal: Expand and further operationalize instruction aligned to the Teaching Skills that Matter instructional framework.*

*Driving Question: How can increased availability of reusable, TSTM-aligned OER facilitate expanded adoption?*



# What We've Learned from Users

# Building a SkillBlox Community

How can we best support instructors to...

- Build quality Blox
- Provide guidance for others
- Find and build off of other instructors' Blox
- Share and organize with the broader SB community



# Sharing with Other Educators...

Let's explore what guidance is provided so that other instructors can understand how to use this Blox...

The screenshot displays a user interface for identifying and sharing skills. At the top, there are navigation icons and a user profile for 'jeffgoumas'. The main section is titled 'Identify Your Skills' and includes a list of skills: Digital Literacy, Financial Literacy, and Workforce Preparation. It also shows statistics: 4 Activities, 13 Activities Launches, 1 Student Saves, 5 Instructor Saves, and 3 Instructor Copies. The date created is 12/03/2024. Below this, there are sections for 'Blox Format' (Structured Lesson), 'Target Skills' (SG.1, CE.1, IS.4, WO.1), and 'Learner Level' (GLE 6 - 8.9 | Adult High Intermediate Basic Education | CCRS D, GLE 9 - 10.9 | Adult Low Secondary | CCRS E, GLE 11 - 12.9 | Adult High Secondary | CCRS E). On the right, there are sections for 'EdTech Tools' (None identified), 'Academic and Language Skills' (Writing), and 'Skills That Matter' (Navigating Systems, Self-awareness). A green 'Launch' button is at the bottom right.

**Identify Your Skills** 🍌

jeffgoumas

- Digital Literacy
- Financial Literacy
- Workforce Preparation

Date created: 12/03/2024

4 Activities

13 Activities Launches

1 Student Saves

5 Instructor Saves

3 Instructor Copies

**Blox Format**

Structured Lesson

**Target Skills**

SG.1 CE.1 IS.4 WO.1

**Learner Level**

GLE 6 - 8.9 | Adult High Intermediate Basic Education | CCRS D

GLE 9 - 10.9 | Adult Low Secondary | CCRS E

GLE 11 - 12.9 | Adult High Secondary | CCRS E

**EdTech Tools**

None identified

**Academic and Language Skills**

Writing

**Skills That Matter**

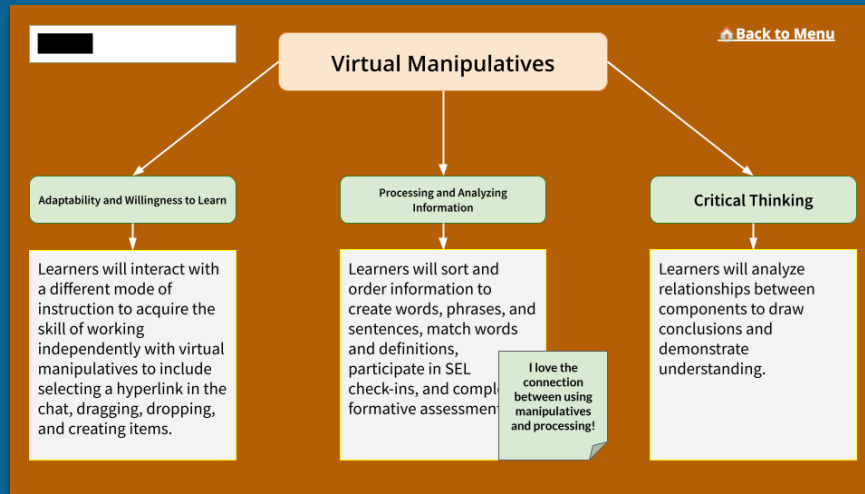
Navigating Systems Self-awareness

Launch

# CrowdED Strategy within the IES Study

#<2=; @+ 9C=J 1H9;=

## SkillBlox



Activity curation to TSTM topics / design of TSTM skill-aligned activities / design + tagging of TSTM-aligned Blox

## New SkillBlox Features

### Search Features

Teachers new to TSTM need multiple search features

- Filters to limit results: TSTM skill, learner level, engagement type, media
- Visual cues
- Clear layout
- Previews
- Keyword search

### Evaluation Features

Teachers know what they want and want to find it quickly

- Icons support quick assessment (eg., a thumbs up option)
- Descriptions: context, skill alignment, effort to adapt, barriers to use
- Learner use & evaluation

Teachers want info about makers

- Instructor profile page
- Links to social media handles
- Visible count of makers' SkillBlox and their use by others

### Sharing Features

Teachers like to share and learn from other teachers

- Features guide process
- Nudge to tag...
  - to identify TSTM skills
  - to add search keywords
- Indicate if external tool is needed (eg., EdPuzzle, Quizlet)
- Describe authoring
- Appreciate extrinsic motivation (eg., badging, visible credit)

Focus tests and feature development testing / usability + feasibility (UF) study / quasi-experimental design (QED) study

# Key Need: Ready-to-Go Blox

## Research Findings

Need for features that help teachers see ...

- sequenced activities, rather than individual resources that need to be pieced together
- content that can be immediately implemented or shared
- content that will save them time



## Reading Skills for Today's Adults

### Using TV Wisely

0 Sam's daughter likes to watch Dora. Sam and Ruth watch the  
11 TV show together. They talk about what Dora and her friends  
22 see  
34 her  
45 Wh  
50

### Planning Ahead Gets You to Work on Time

#### A Free Shot Clinic

0 Dawn visits with a friend about her children. The friend tells  
11 Dawn about a free shot clinic. It is at the public health office in  
25 the courthouse. The shot clinic is held on the third Monday of  
37 each month.  
39  
45 Dawn's baby needs a hepatitis shot. She brings her baby to  
50 the free shot clinic. They have a short wait. Then they are  
62 called into the nurse's office.  
67  
73 The nurse gives the baby the shot. He cries from the pain but  
80 is soothed by Dawn's calm voice and gentle touch. The nurse  
91 tells Dawn to watch her baby. He may react to the shot.  
103  
109 The baby's next shot is in two months. The nurse gives Dawn  
115 the date of that free shot clinic. Dawn feels good. Her baby  
127 has his shots. He is protected from this disease.

Mary Davis is  
health  
to be early.  
next day.  
to get to  
pool clothes  
Mary also  
breakfast and  
in the

# Marshall Leveled Reading Program

- Adapted via Reading Skills for Today's Adults content
- Leveraged RSTAI in our first EdTech Maker Space
- Since Sep 2020, available as Wakelets and via MLRP app
- Began adding story sets to SkillBlox in Sep 2024

Sep 2020 - Sep 2024

~30,000

Google Forms completions

Level A: Sep 2024 - Mar 2025

↑25%

# Building Integrated Skills Lessons that Start with Reading



Create Account Login

## Taking Time Off Work

Access Code: 47F3XQ



< CLOSE

@BillyBlox

In this lesson, you will read four stories about taking time off from work. First, make a copy of the *Taking Time Off from Work* activity slides. Then, as you read each story, identify the challenge each worker has and how they addressed it. Then, identify a time when you were in a similar situation.

Lesson | CrowdED Learning



### ACTIVITY: Taking Time Off from Work

**GATHER INFORMATION:** Click "USE TEMPLATE" to make a copy of this organizer. Each slide has a set of four questions. As you read each of the stories in this SkillBlox, use each slide to describe the character's situation for needing to take time off from work. Then, add details to describe a time when you had a similar situation and how you handled the situation.



Audio, PDF, Text/HTML | Southwest Minnesota Adult Basic Education

### Should Ben Be at Work?

STORY 1



Audio, PDF, Text/HTML | Southwest Minnesota Adult Basic Education

### Time Off From Work

STORY 2



Audio, PDF, Text/HTML | Southwest Minnesota Adult Basic Education

### Doctor Visits and Work

STORY 3

## Engagement Activity

### Should Ben Be at Work?

What is the challenge/issue?

What does the character do?

Name a time you had a similar challenge/issue.

What did you do? Why?

## Three leveled readings

'F<=H=F<=FL\*=N=D< 0=9<A?' 1L9P

A “Stax” is a custom page users can create to organize and share Blox thematically

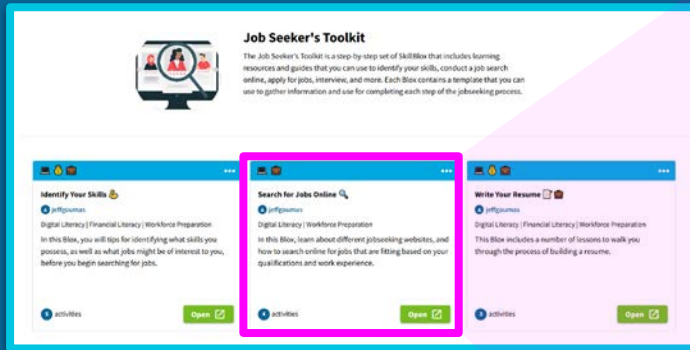
[Link to Level A Stax](#)

The screenshot shows a user interface for BillyBlox. At the top, there's a user profile for 'BillyBlox' and buttons for 'Edit Stax' and 'Share'. The main heading is 'Marshall Leveled Reading: Independent Reading Library (Level A)'. Below the heading is a red circular icon with a white book and the letter 'A'. A paragraph of text explains that each Blox includes a story, vocabulary practice, and a quiz, and that all Blox are from the Marshall Leveled Reading Program. Below this is a grid of six Blox cards, each with a blue header and a white body. Each card has a title, author, subject, a description, and an 'Open' button. The cards are: 'Joe's Workday' (Workforce Preparation), '9-1-1 Saves Lives' (Civics Education | Health Literacy), 'Fall Is Here' (Civics Education), 'Calling in Sick' (Workforce Preparation), 'An Obese Life' (Health Literacy), and 'Madge is Stressed Out' (Health Literacy).

# “Stax?” “Blox?” “Activity?” SkillBlox Terminology

A “Stax” ..is a set of...

“Blox” ..made up of... “Activities”



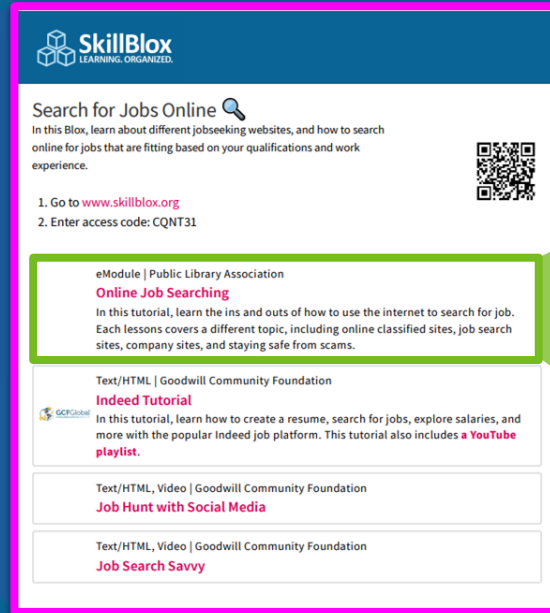
**Job Seeker's Toolkit**

The Job Seeker's Toolkit is a step-by-step set of SkillBlox that includes learning resources and guides that you can use to identify your skills, conduct a job search online, apply for jobs, interview, and more. Each Blox contains a template that you can use to gather information and use for completing each step of the jobseeking process.

**Identify Your Skills**  
jeffgomes  
Digital Literacy | Financial Literacy | Workforce Preparation  
In this Blox, you will tips for identifying what skills you possess, as well as what jobs might be of interest to you, before you begin searching for jobs.

**Search for Jobs Online**  
jeffgomes  
Digital Literacy | Workforce Preparation  
In this Blox, learn about different jobseeking websites, and how to search online for jobs that are fitting based on your qualifications and work experience.


**Write Your Resume**  
jeffgomes  
Digital Literacy | Financial Literacy | Workforce Preparation  
This Blox includes a number of lessons to walk you through the process of building a resume.



**SkillBlox**  
LEARNING. ORGANIZED.

## Search for Jobs Online

In this Blox, learn about different jobseeking websites, and how to search online for jobs that are fitting based on your qualifications and work experience.



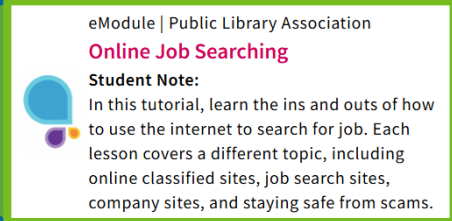
1. Go to [www.skillblox.org](http://www.skillblox.org)
2. Enter access code: CQNT31

eModule | Public Library Association  
**Online Job Searching**  
In this tutorial, learn the ins and outs of how to use the internet to search for job. Each lesson covers a different topic, including online classified sites, job search sites, company sites, and staying safe from scams.


Text/HTML | Goodwill Community Foundation  
**Indeed Tutorial**  
In this tutorial, learn how to create a resume, search for jobs, explore salaries, and more with the popular Indeed job platform. This tutorial also includes a **YouTube playlist**.

Text/HTML, Video | Goodwill Community Foundation  
**Job Hunt with Social Media**

Text/HTML, Video | Goodwill Community Foundation  
**Job Search Savvy**



eModule | Public Library Association  
**Online Job Searching**  
**Student Note:**  
In this tutorial, learn the ins and outs of how to use the internet to search for job. Each lesson covers a different topic, including online classified sites, job search sites, company sites, and staying safe from scams.

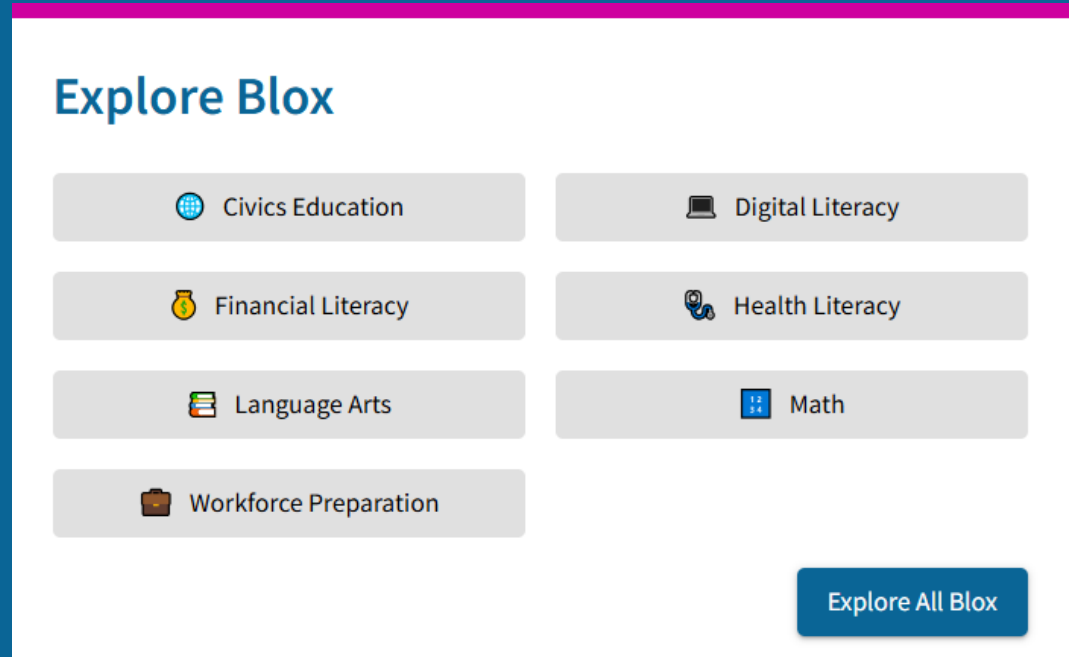


19NF? 9F< <9HLF? - I@≠JK DP

# Explore SkillBlox

Open library of Blox that SkillBlox users have made public...

*Note: You should log in as an instructor so you can see what guidance has been provided.*



The screenshot displays the 'Explore Blox' interface with a white background and a blue header. The title 'Explore Blox' is in a bold, blue font. Below the title, there are eight light gray rectangular buttons arranged in two columns. Each button contains an icon and a text label. The categories are: Civics Education (globe icon), Digital Literacy (laptop icon), Financial Literacy (money bag icon), Health Literacy (stethoscope icon), Language Arts (book icon), Math (math symbols icon), and Workforce Preparation (briefcase icon). At the bottom right, there is a dark blue button with the text 'Explore All Blox' in white.

## Explore Blox

- Civics Education
- Digital Literacy
- Financial Literacy
- Health Literacy
- Language Arts
- Math
- Workforce Preparation

Explore All Blox

# Features to Help Others Find Useful Blox



**Resume writing.**

Digital Literacy | Financial Literacy | Workforce Preparation

Learner Level(s)	Audience
No learner levels available	-

8 activities    Date created: 07/22/2024

**Privacy Policies in Different Applicati...**

jeffgoumas

Digital Literacy

Learner Level(s)	Audience
ABE	Green icon, Red icon

3 activities    Date created: 07/17/2024

**Online Banking**

Mariangel

Digital Literacy | Financial Literacy

Learner Level(s)

ESOL

5 activities

**Technology + You**

jeffgoumas

Digital Literacy

Learner Level(s)

ESOL    ABE    ASE

2 activities    Date created: 06/18/2024

**Online Banking**

Mariangel

Digital Literacy

Financial Literacy

Date created: 07/22/2024

5 Activities

0 Activities Launches

0 Student Saves

3 Instructor Saves

0 Instructor Copies

**SkillBlox Format**

Independent Learner Lesson    Activity Playlist (Student)

**Aligned Skills**

MO.3    OL.7    LL.2    PB.1    PB.3    PB.4

PB.5    FS.1

**Learner Level**

Intermediate ESOL

**EdTech Tools**

None identified

**Academic and Language Skills**

Grammar / Language    Reading

**Skills That Matter**

Critical Thinking

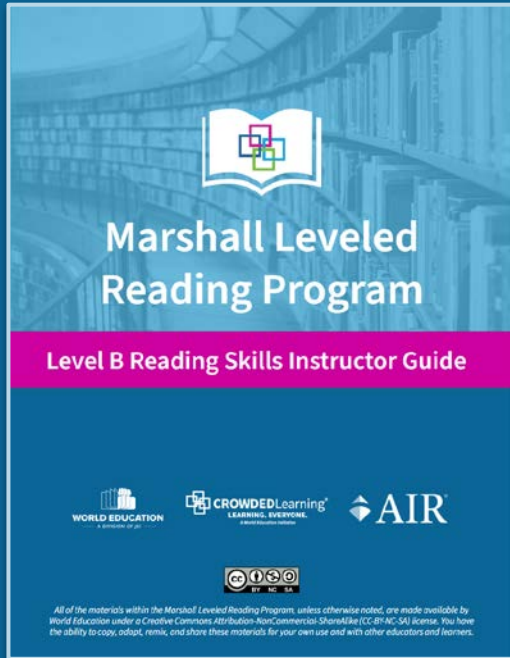
Navigating Systems

**Audience**

Green icon

Launch

# Ready-to-Go Reading Curriculum



- Ten participating teachers (5 active)
- Set of 20 lessons across 4 reading skills
- Two ASAP assessments for each skill
- One “student self-study” Blox per skill

Curriculum Guide

# ! MJAMME " =N=IGH< NQ #2+ 1

- Using story content, ETMS participants developed:
  - Guides to support gradual skill release
  - GOs in Slides, Flippity, and Wordwall

### Facilitation Guide

#### Facilitation Guide: Doctor Visits and Work

Teaching Key Details (2.RI.1) with a SWs and 1 Graphic Organizer for the reading passage [Doctor Visits and Work](#)

	Teacher Does	Teacher Says
<b>Explanation</b>	<p>Introduce strategy and clarify the purpose.</p> <p>Explicitly explain the skill strategy in clear language.</p> <p>Connect to prior learning if possible.</p>	<p>"Today, we're going to use the Who and What, Where, When, Why, and How-to ask questions as we read. This will help you identify the key details of the text and keep track of your understanding. The great thing about this strategy is that you can use it whenever you read, no matter what kind of text you're reading."</p> <p>"When you use the Who and What, Where, When, Why, and How-to ask questions like 'Who is happening?' 'When and where does it take place?' 'Why is this happening?' And how is it being done?' You can answer these questions while you read or after you finish the text."</p> <p>"Remember when we talked about how every passage has a main idea, and it's supported by the details? Using the Who and What helps you find those key details, just like we did when identifying the main idea."</p>
<b>Modeling</b>	<p>Choose a short text or part of the text to demonstrate the strategy. You can use the example at the end as the model.</p> <p>Think aloud as you apply the strategy, breaking it down step by step.</p> <p>Allow the steps to repeat for a second group.</p>	<p>"Let me show you how this strategy works with a short text. I'll use a little story about my cousin, Carlos, to demonstrate."</p> <p>"First, I'll start by looking at my graphic organizer and asking the Who and What questions. Who is already listed. All I need to do is ask myself, 'What, where, when, why, and how?' Well, the story is about Carlos. What does Carlos do? Well, he works for a car wash. And so on..."</p> <p>"I'm writing down the answers to each question on this graphic organizer for the whole text. I'll do the same for the whole text. This way, I can review anything important."</p>

### Skill Explainer

#### Use Questions to Understand Key Details

When you read, pay attention to the key details. Key details help you understand what a text is about. Key details tell the "who," "what," "where," "when," "why," and "how" of the text.

**What are key details?**

Key details are the parts of a text that give you important information. They help you answer questions like "Who is in the story?" or "What happens?"

**To Find Key Details,**

Ask yourself:

- **What?** Look for the people, animals, or other characters.
- **What?** Look for events and important actions.
- **Where?** Look for places.
- **When?** Look for seasons, days, or times. Find time words like "first," "next," "then," and "finally."
- **Why?** Look for reasons.
- **How?** Look for problems and processes.

**Example:**

My cousin is Carlos. Who?  
 Carlos lives in Texas. Where?  
 Carlos walked to the park this morning. Who? How? Where? When?  
 He played soccer with his friends. What? What?  
 Carlos likes to start his day with soccer. Who? Why? What?

### Graphic Organizer Templates

Who?	Flu	Her boss wants to work right in the box at the start of their shift
What?		She needs to see her doctor during her break
When?	at 9 A.M. on Monday	at the end of the day shift
Where?	at the clinic	Flu's boss
Why?		She gets the flu
How?	She calls the clinic to get a visit time.	Her boss thanks her

### Interactive Skill Practice

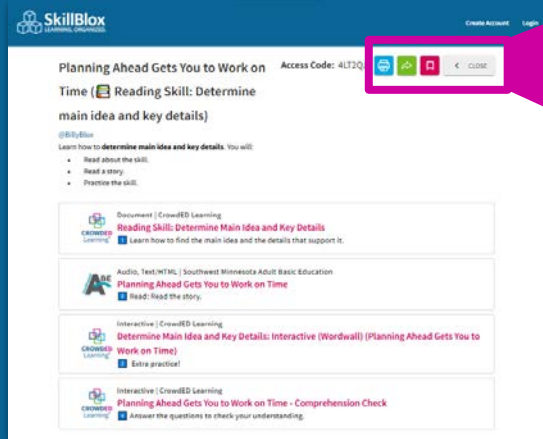
She needs to see her doctor for a visit.

Why? Where? How? When? What?

# Selecting and Copying Your Lessons

1 ! GHQ □ GJE GF= IOP IG  
MK= OA@QGM I9JF=JK

Print Share Save **Copy**



Save

bookmark another user's Blox (read-only)

Copy

Make an editable copy of another user's Blox

👉 7GME MKL: =IG? ?=<A 9K9F AKJMIIGJ IGK9N7E 9C=9 ;GHQ>9 IOP

# Adapting Your Lessons

2 ! MKIGE R=L@ IOP. @A= MF@A= 9<<  
F=O 9; LMQ 9F< K@J= OA@D9JF=JK

3 << J=HI9; =PAKA? 9; LMAKOAA@  
QGM GOF N=JKGF 9KF==<=<

Slides | CrowED Learning  
**Determine Main Idea and Key Details: Graphic Organizer (Planning Ahead Gets You to Work on Time)**

**Instructor Note:**  
Use this graphic organizer according to the guidance in the facilitator guide, gradually releasing students to exercise the skills independently.

📎 **This is a Google document.** You'll need your own version. In the "File" menu, you can download, make your own copy, or print it.

❗ **Don't forget!** Once you have your own version, if it's digital, you can add a new link to the Blox for your students to use.

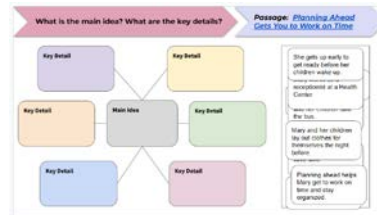
---

Interactive | CrowED Learning  
**Determine Main Idea and Key Details: Drag and Drop (Flippity) (Planning Ahead Gets You to Work on Time)**

**Instructor Note:**  
This is a Flippity activity.

▶ To use it as-is, unhide this activity.

☑ To create your own version of this Flippity that you can make changes to, visit the Marshall Levelled Reading Program Instructor Guide.



Reading Check: Planning Ahead Gets You to Work on Time

USE TEMPLATE

**Planning Ahead Gets You to Work on Time**

Complete this quiz to check your understanding of the passage "Planning Ahead Gets You to Work on Time" from Reading Skills for Today's Adults.

\* Indicates required question.

1. Read the Story


*You can make copies to Google Drive of the Slides GO or Forms quiz and then add to your Blox by clicking "Add New Activity"*



# 1@JÆ? OA@\*=9JF=JK

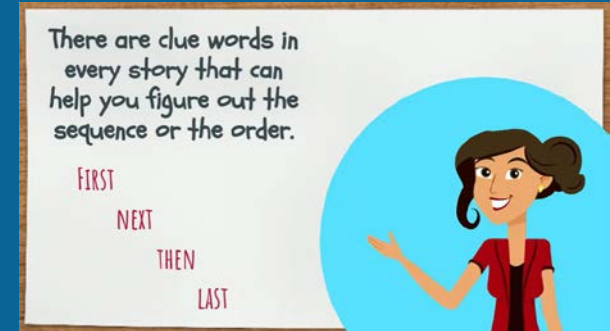
Share in a number of ways:

- Printout
- QR Code
- Blox code
- Google Classroom
- Direct link



# . JGE AKF? \$AF<AF?K


- Instructors saved/copied at least two Blox for each skill they taught
- Many instructors taught directly from the Blox they saved/copied
- Multiple adaptation approaches:
  - Additional activities (e.g., videos)
  - Leveraging templates to create additional lessons / activities



0:20

Ruth agrees to exam at 9 o'clock.	The boss thanks Ruth for making it in the morning.	Ruth writes down exam time.	Ruth tells her boss the date and time.	
1st	2nd	3rd	4th	5th
Ruth calls the clinic.				

Submit Answers



MA&F? ICP

\*=LK M& 9 =9M&M DGP

Let's build a Skillblox together

1. Find learning activities
2. Save activities to a Blox
3. Customize a Blox
4. Share a Blox



Let's Jump Into SkillBlox!




# SkillBlox

LEARNING. ORGANIZED.

*A World Education Initiative*

KCAD DGP GT?

# So you made a Blox...now what?

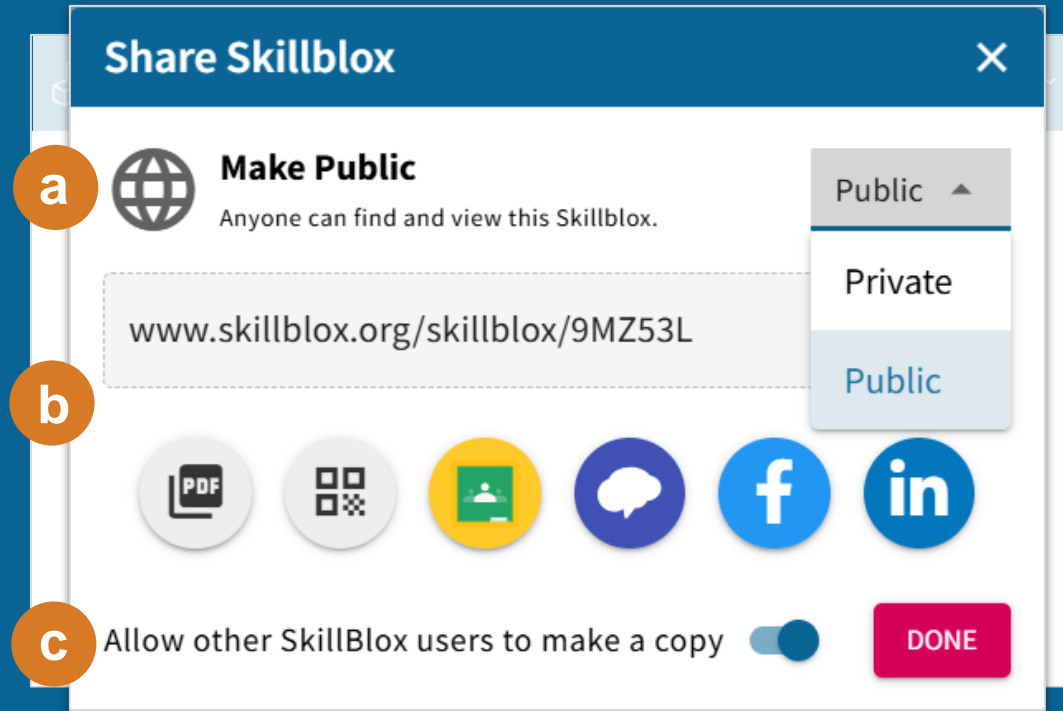


2 @FC9: GML@F QGMN= K@J=<  
GJ IGGC=< >GJ DKKGFK; J=9L=< : Q  
GL@JK

5 @LOGM@ GL@JKF=< GJ  
O9FLIGCFG@ 9: GML@ IGP  
QGM; J=9L=< IG: =9: D-IGMK=  
A=c=; LA=IQK

# Sharing Settings

Provide options for instructors to a) make their Blox public, b) easily share with learners, and c) allow others to copy and adapt their Blox



\$=9LM=KLG&=DH- L@=JK\$A< 3 K=>MD IOP



**Resume writing.**

Digital Literacy | Financial Literacy | Workforce Preparation

Learner Level(s)	Audience
No learner levels available	-

8 activities    Date created: 07/22/2024

**Privacy Policies in Different Applicati...**

jeffgoumas

Digital Literacy

Learner Level(s)	Audience
ABE	AS1 AS2

3 activities    Date created: 07/17/2024

**Online Banking**

Mariangel

Digital Literacy | Financial Literacy

Learner Level(s)
ESOL

5 activities

**Technology + You**

jeffgoumas

Digital Literacy

Learner Level(s)
ESOL ABE ASE

2 activities    Date created: 06/18/2024

**Online Banking**

Mariangel

- Digital Literacy
- Financial Literacy

Date created: 07/22/2024

5 Activities

0 Activities Launches

0 Student Saves

3 Instructor Saves

0 Instructor Copies

**SkillBlox Format**

Independent Learner Lesson    Activity Playlist (Student)

**Aligned Skills**

MO.3 OL.7 LL.2 PB.1 PB.3 PB.4 PB.5 FS.1

**Learner Level**

Intermediate ESOL

**EdTech Tools**

None identified

**Academic and Language Skills**

Grammar / Language    Reading

**Skills That Matter**

Critical Thinking

Navigating Systems

**Audience**

AS1

Launch

'FKLJM,IGJ 29??Æ?

#HcGMA?eKle9,c0eJK

IGAt=HIAQthe f0cMKGf

Ihe=ABIOR, iAcMAiAg


Ihe I2f?eLIGHAK KCADIX

2Fd D9JF=J DN=IX

\*=IQ9HHIQL@KIGL@#


IQP' BKL; J=9L=<Z

The image shows a screenshot of the SkillBuilder 'Blox Details' page. The page lists various skills and learner levels. Two pink boxes highlight specific sections: 'Target Skill(s)' and 'Learner Level(s)'. Arrows point from the text 'LIGHAK KCADIX' and 'D9JF=J DN=IX' to these highlighted sections. The 'Target Skill(s)' section includes Digital Literacy (WO.1 Find a Job Online, IS.4 Self-assess Your Skills), Financial Literacy (CE.1 Exploring Career Options to Earn an...), and Workforce Preparation (SG.1 Career Exploration). The 'Learner Level(s)' section includes GLE 6 - 8.9 | Adult High Intermediate Basic Education | CCRS D, GLE 9 - 10.9 | Adult Low Secondary | CCRS E, and GLE 11 - 12.9 | Adult High Secondary | CCRS E. Other sections include Academic and Language Skill(s) (Writing), Skill(s) That Matter (Navigating Systems, Self-awareness), Self-Guided? (Yes), and Blox Format(s) (Structured Lesson).



# Next Steps

\*=LK! @L



What questions do you have?

How can you see using these features for yourself? With your colleagues?

What are you interested in exploring more?

# Create Your Public Profile

- . JG>ÆK@=DI QGMK= 9ID  
HM DA IOP 9 H9JL,MDJ  
MK=J
- \$Æ< GL@=J MK=JKO@G  
L=9; @KÆ A9J KM B=; IK  
D9JF=J DÑ=IX 9F< E GJ=

The screenshot shows a user profile on the SkillBlox platform. The header includes the SkillBlox logo and navigation links for 'My SkillBlox', 'Community', and 'Explore SkillBlox'. The user's name is 'Jeff Goumas' and their profile picture is a blue robot head. The profile title is 'Oh Weeeeeeeeeee Are!'. The bio reads: 'My name is Jeff Goumas... I am the founder of CrowdED Learning and a superfan of open educational resources [OER]! I ❤️ creating Blox for all sorts of things and making them easy as possible for others to use and adapt.' The user has 1 follower and is linked to LinkedIn, YouTube, and a globe icon. Below the profile, there are three course cards:

- Why Vote?** by jeffgoumas, Civics Education. Learner Level(s): ENCL, ABE. Audience: 1.
- Privacy Policies in Different Applications** by jeffgoumas, Digital Literacy. Learner Level(s): ABE. Audience: 1.
- Technology + You** by jeffgoumas, Digital Literacy. Learner Level(s): ENCL, ABE, ABE. Audience: 1.

Each card shows '3 activities' and a 'Date created' timestamp.

# Consider using Stax to provide...

...a home base

**Rincon Education Department AT&T Connected Learning Center**

The mission of the Connected Learning Center at the Rincon Education Department is to provide resources tailored to academic success for all ages of the Rincon tribe.

What we provide:

- Free printing
- Quiet study space
- Online tutoring
- Digital navigation and training

Location and Hours:

8280 West Tribal Road, Valley Center, CA 92082  
Monday - Friday, 8:00 AM - 2:00 PM

**Digital Literacy: Getting Started**  
Explore the steps on how to start using a computer with ease.

**Digital Literacy: The Basics**  
In this section, you will learn how to navigate a website, create and send emails, search the internet, and engage in video conferencing.

**Digital Literacy: Mobile Devices**  
Here, you can learn how to use a phone, whether it is an iPhone or an Android.

Rincon Education

~ GJ?9FA<< ; MJ&MDE

**HCE Course**

Welcome to the official HCE certification course. In this course, you will find modules tailored to specific industries and workspaces, as well as electives designed to give you the ability to personalize the course to your needs.

**Start Here: Orientation**  
No subjects available

**Required Module: Introduction...**  
No subjects available  
This module introduces Healing Centered Engagement (HCE), a holistic approach that emphasizes community and organizational roles in healing. Participants will explore healing-centered practices.

**Required Module: Healing Center...**  
No subjects available  
This module explores trauma and its impact on individuals and communities. Participants will learn key trauma-informed care principles and strategies to create environments that prioritize healing.

**Required Module: Cultural Com...**  
No subjects available  
This module focuses on cultural awareness and inclusivity within organizations. Participants will learn how to recognize biases, embrace diverse perspectives, and create...

**Required Module: Safety**  
No subjects available  
This module covers Mandated Reporter Training, Crisis Management, and Support Services to ensure safety in organizations. Participants will learn how to...

**Elective Module: Healthcare Org...**  
No subjects available  
This module explores Healing Centered Engagement (HCE) in healthcare by addressing provider burnout and patient-centered care. Participants will adapt an...

&! # ! GMK<

~ K<D?MA<< D9JFA?

**Marshall Leveled Reading: Independent Reading Library (Level A)**

Each of these lists includes a story, vocabulary practice with words from the story, and a quiz to check understanding. All of these lists come from the Marshall Leveled Reading Program. There is an additional list for Level B. Please stay tuned for upcoming additions of Levels C and D.

**Joe's Workday**  
No subjects available  
Practice vocabulary, read the story, and complete the quiz.

**9-2-3 Saves Lives**  
No subjects available  
Practice vocabulary, read the story, and complete the quiz.

**Full in Here**  
No subjects available  
Practice vocabulary, read the story, and complete the quiz.

**Calling in Sick**  
No subjects available  
Practice vocabulary, read the story, and complete the quiz.

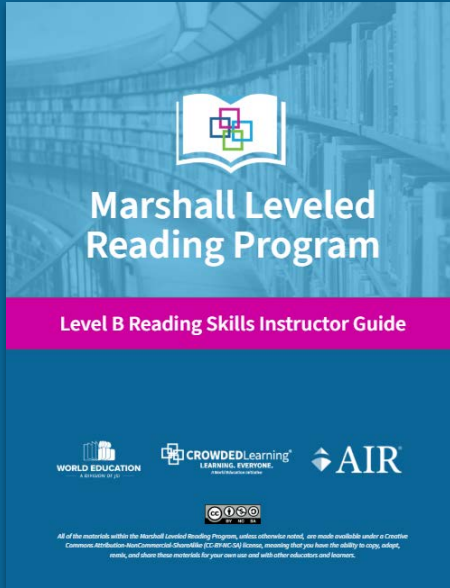
**An Obese Life**  
No subjects available  
Practice vocabulary, read the story, and complete the quiz.

**Madge is Stressed Out**  
No subjects available  
Practice vocabulary, read the story, and complete the quiz.

Leveled Reading

#PHIGJ=5 9QKIG1@J=- H=F ! MJAMME

## Reading Skills



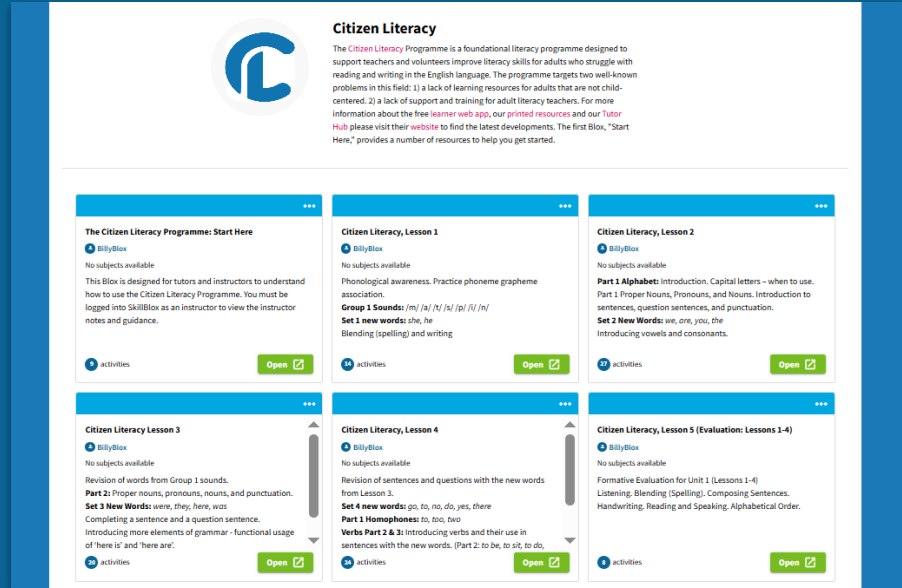
**Marshall Levelled Reading Program**

**Level B Reading Skills Instructor Guide**

WORLD EDUCATION | CROWDED Learning | AIR

All of the materials within the Marshall Levelled Reading Program, unless otherwise noted, are made available under a Creative Commons Attribution-NonCommercial-ShareAlike (CC BY-NC-SA) license, meaning that you have the ability to copy, adapt, remix, and share these materials for your own use and with other educators and learners.

\$GMF<9LAGF9D\*9F?MØ?= 1 CADX



**Citizen Literacy**

The Citizen Literacy Programme is a foundational literacy programme designed to support teachers and volunteers improve literacy skills for adults who struggle with reading and writing in the English language. The programme targets two well-known problems in this field: 1) a lack of learning resources for adults that are not child-centered. 2) a lack of support and training for adult literacy teachers. For more information about the free learner web app, our printed resources and our Tutor Hub please visit their website to find the latest developments. The first Box, "Start Here," provides a number of resources to help you get started.

**The Citizen Literacy Programme: Start Here**

**SkillsBox**  
No subjects available

This Box is designed for tutors and instructors to understand how to use the Citizen Literacy Programme. You must be logged into SkillBox as an instructor to view the instructor notes and guidance.

**Activities** [Open](#)

**Citizen Literacy, Lesson 1**

**SkillsBox**  
No subjects available

Phonological awareness. Practice phoneme grapheme association.

**Group 1 Sounds:** /m/ /a/ /n/ /s/ /p/ /i/ /r/

**Set 1 new words:** she, he  
Blending (spelling) and writing.

**Activities** [Open](#)

**Citizen Literacy Lesson 3**

**SkillsBox**  
No subjects available

Revision of words from Group 1 sounds.

**Part 2:** Proper nouns, pronouns, nouns, and punctuation.

**Set 2 New Words:** were, they, here, was

Completing a sentence and a question sentence.

Introducing more elements of grammar - functional usage of 'here is' and 'here are'.

**Activities** [Open](#)

**Citizen Literacy, Lesson 4**

**SkillsBox**  
No subjects available

Revision of sentences and questions with the new words from Lesson 3.

**Set 4 new words:** go, to, no, do, yes, there

**Part 1 Homophones:** to, too, two

**Verbs Part 2 & 3:** Introducing verbs and their use in sentences with the new words. (Part 2: to be, to sit, to do).

**Activities** [Open](#)

**Citizen Literacy, Lesson 5 (Evaluation: Lessons 1-4)**

**SkillsBox**  
No subjects available

Formative Evaluation for Unit 1 (Lessons 1-4)  
Listening; Spelling (Spelling); Composing Sentences; Handwriting; Reading and Speaking; Alphabetical Order.

**Activities** [Open](#)


+\*0. \*=N=D

Citizen Literacy | Sep 2025 Lightning Talk

# ! GE A? A #9JQ, GN=E : =J + GJ= 1L9P

Getting Started Online	Online Safety + Well-Being	AI Basics	Using AI	Budgets and Saving
Why Be Online?	Keep Devices and Accounts Secure	What is Artificial Intelligence?	Using AI: Write Effective Prompts	Make a Budget
Connect to Wi-Fi on a Mobile Device	Maintain Privacy Online	What can you do with AI?	Evaluating AI: How to Detect Bias	Build a Savings Plan
Create Accounts and Strong Passwords	Evaluate Online Information	Ethical Considerations of Using AI	Applied AI: Use AI as a Jobseeker	Dealing with Debt
	#K9: DK@&=9DQ - FDK= &9: AK	Recognize Deepfakes		

Banking and Credit	Career Exploration	Jobseeker's Toolkit	Strategies for Workplace Success
Why Bank Online?	Identify Your Skills	Search for Jobs Online	Communicate Effectively
Credit Basics	Explore Career Options	Write Your Resume	Manage Your Time
Protect Your Identity	Find Training Opportunities	Write a Cover Letter	Show Initiative
			Maintain Healthy Relationships




# Additional Resources

# 119P IG! @; C- ML, GO

## Reading Skill Lessons (Level B)

- Use Questions to Understand Key Details
- Determine Main Idea and Key Details
- Describe How Info in a Text Is Related
- Identify Author's Purpose



[\*Link to Guide\*](#)

## Leveled Readings

- Level A Reading Practice
- Level B Reading Practice

## Other Stax

- US Civics Test Lesson Bank
- Jobseeker's Toolkit
- Citizen Literacy

# Follow CrowdED Learning for Bloxtoberfest!

Throughout October...

- Featured Blox each day
- SkillBlox user tips and feature highlights

*\$GIDDO ! JGO<#" \*~9JFA? GF \*FC=<'F*



CrowdED Learning

**Bloxtoberfest Day 5:  
Digital Skills Applications**

**Target SkillBlox Skills**

- CO.4: Design Digital Content
- WO.7: Create Documents

**Step 7:** In the 2<sup>nd</sup> row type the 7 days of the week followed by "Notes"

**Step 8:** Highlight the five cells below "Notes" and merge them like you did for the top row.

**Step 9:** Add the dates to the cells, starting with the Friday on the first row.

**SkillBlox User Tip: Include activities that apply digital skills**

By adding activities to a Blox that apply the target skill(s), learners can experiment with new features / tools while reinforcing their understanding. Applied activities might be generalized, such as this activity where students work step-by-step to design a calendar, or they might be integrated, such as giving learners a set of data from a class poll to be put into a table.

+ GJ= - #0 ! MJAM9J 0=KGM; =K

- H=F J=KGM; = KIK  
LGKMHGJL

📄 0=9<A?

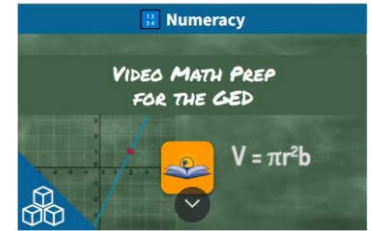
💬 #1- \*

📄 + 9L@=E 9LAK

💻 " AA9D\* A=J9; Q

🏥 &=9ID@a\* A=J9; Q

💰 \$A9F; AD\* A=J9; Q



[CrowdED Learning resources page](#)

# OSSE IDEAL Membership: Crash Courses!



Innovating Digital Education for Adult Learners

Self-enrollment  
microlearning  
opportunities:

- OER
- EdTech
- Teaching with GenAI
- Distance Ed  
Facilitation
- Hyflex Instruction



Crash Course:  
Educational...  
World Education



Crash Course:  
Teaching with...  
World Education



Crash Course:  
Distance...  
World Education



Crash Course:  
Open Education...  
World Education



Crash Course:  
HyFlex...  
World Education

# Learn More: TSTM-SkillBlox Study

'FKA@KÆIG- #0 MK= □

#2+ 1 Æ HÐE =FI9LAGF

<<AAGF9DJ=KGM; =KIG

KMHGJL- #0 MĶ=

- 0=KGM;=#N9IDP LAGF %MA=
- ;LNAQ" =KAF %MA=
- 1M B;L9J=9 \$J9E =OGJCK



TSTM-SkillBlox Research

Homebase



Jeffrey Goumas



CrowdED Learning

[jeffrey\\_goumas@worlded.org](mailto:jeffrey_goumas@worlded.org)

2@FC  
7GM