

Foundations I: Essential tools for daily instruction




Welcome Individualize Skill Building with IXL Learning

**We recommend joining
audio by computer
speakers. (You can
also dial in by phone.)**



Questions?

Add them to the chat box!



Hi, I'm Brian!



Follow us on Twitter

@IXLlearning



Foundations I

Introductions



Brian Townsend, Professional Learning Specialist

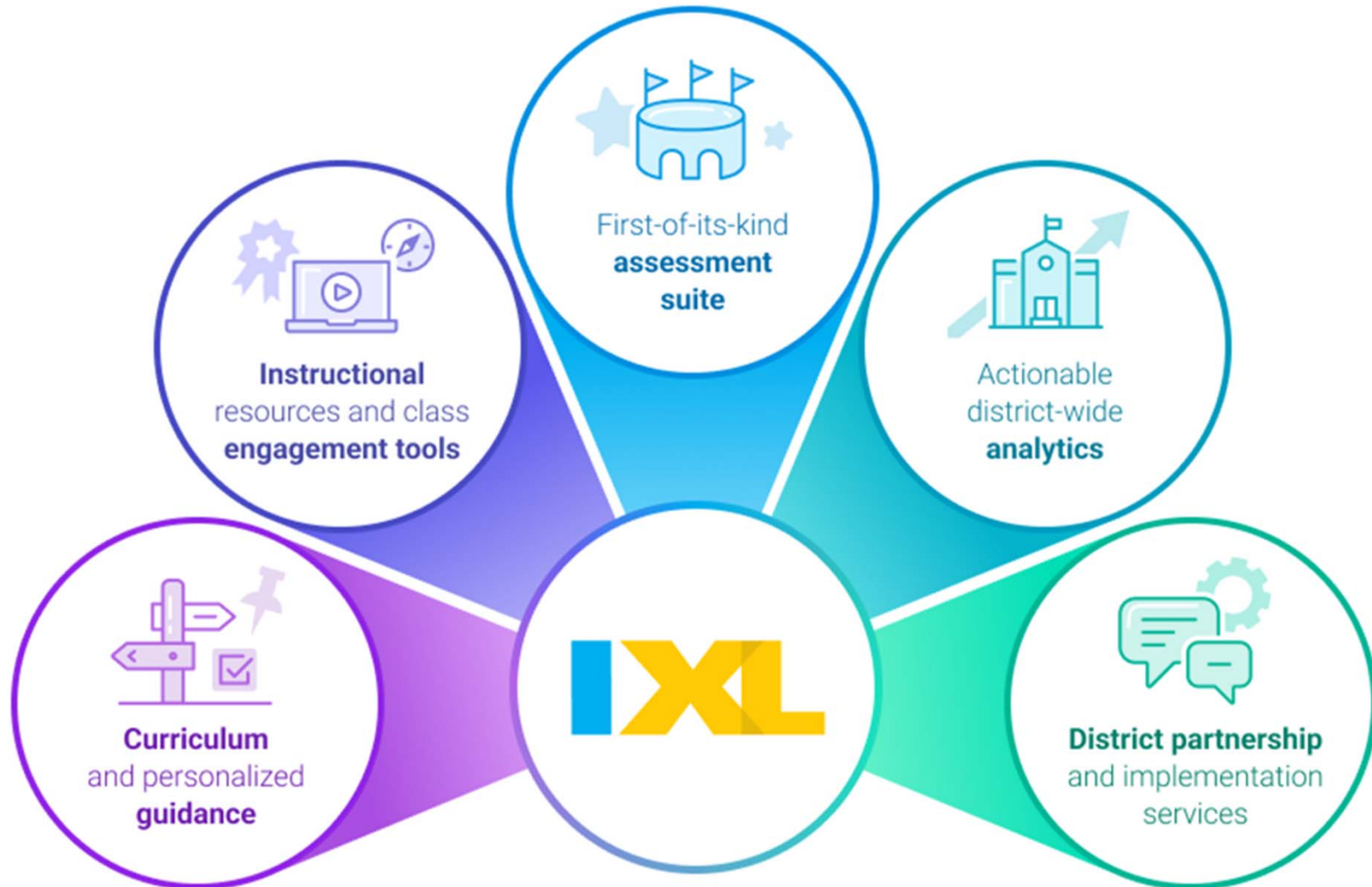


briant@ixl.com

 @IXLLearning

- 8 years in education
- 5th grade Literacy Teacher
- ELA Department Chair
- Instructional Coach

What is IXL?



IXL Learning



Agenda



Welcome

IXL skills

IXL for Daily Instruction

Real-Time Diagnostic


Mobile apps and Teacher Resources

Basic navigation



IXL skills

SmartScore





SmartScore best practices




Encourage students to reach proficiency (80) in *at least* 2 skills each week.

- Research shows achieving a SmartScore of at least 80 has impact on student outcomes
- Set 70 or 80 as a goal when introducing a topic, challenge students to reach 90 or 100 by the end of the unit
- Remind students they can always achieve a 100

IXL instructional resources

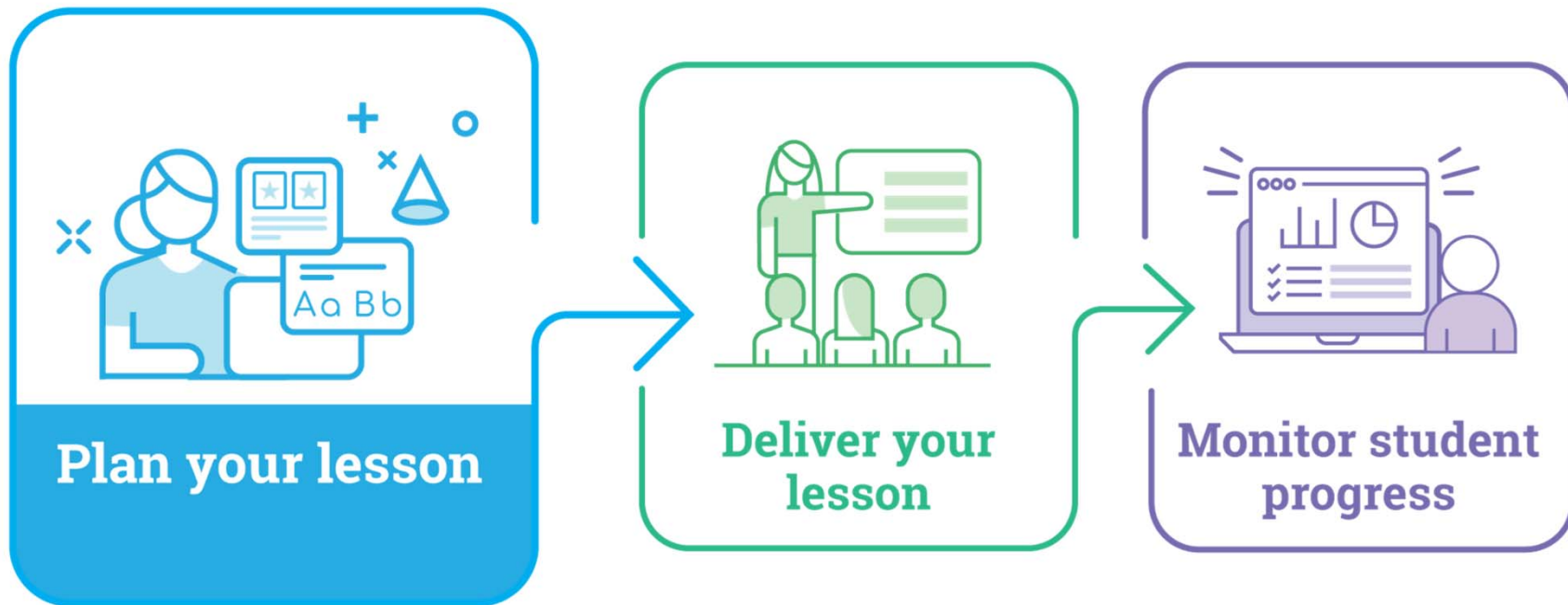
Video Tutorials





IXL for Daily Instruction

IXL for daily instruction



IXL for daily instruction



Group Jams

The background of the slide features a series of overlapping, wavy, organic shapes in various shades of blue and purple. The colors transition from a deep, dark blue at the top to lighter, more vibrant blues and purples towards the bottom, creating a sense of depth and movement.

Group Jam summary



IXL Search topics and skills Welcome, Tracy Anderson!

My IXL Learning Assessment Analytics

At a glance Engagement tools Resources

Your Jam ended. What a great Jam!

You went through 13 questions across 3 skills with 17 students!

Your did not do 0 Time of the Jam

Question review

1 2 3 4 5 6 7 8 9 10 11 12 13

Graph of a graph
This question wrong.

What is the length of the hypotenuse? If necessary, round to the nearest tenth.
 $c = \text{ft}$

★ Pythagorean theorem: find the length of the...
5 students got this question wrong.

What is the length of the hypotenuse? If necessary, round to the nearest tenth.
 $c = \text{millimeters}$

★ Pythagorean theorem: find the length of the...
4 students got this question wrong.

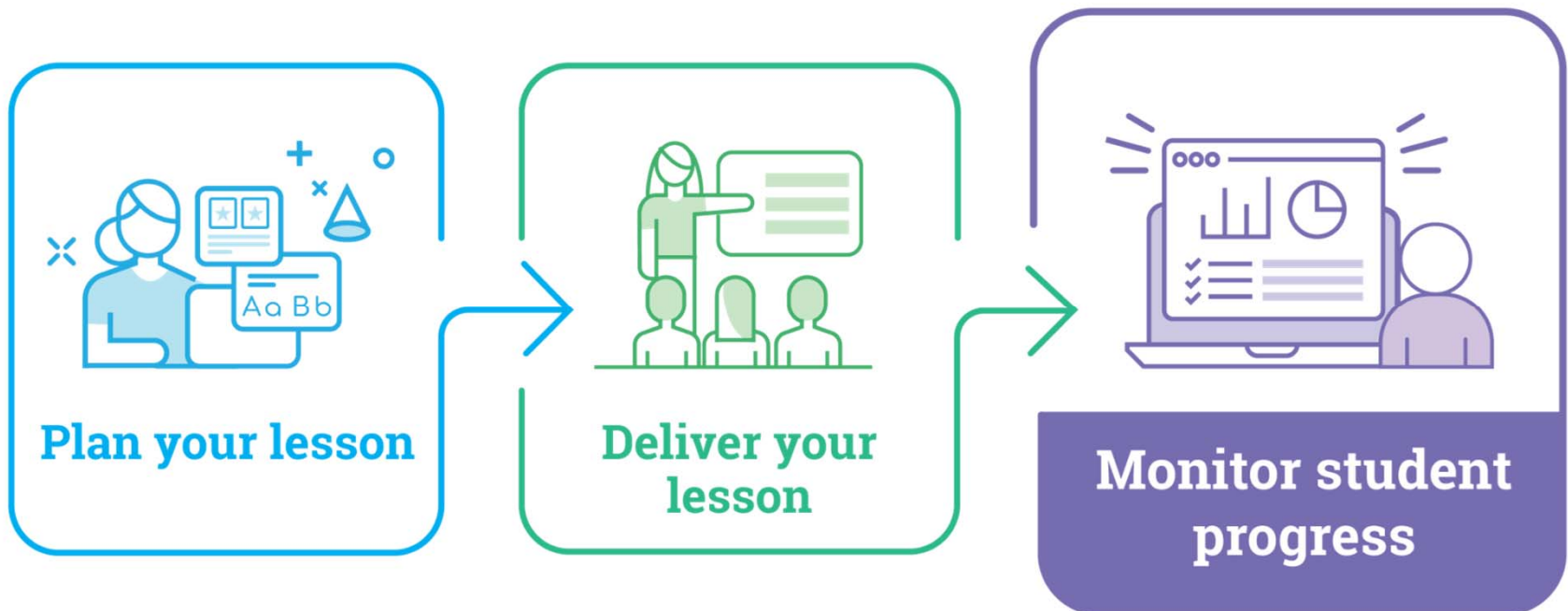
Done

Supriya Maheshwari	8/13	Supriya Maheshwari	8/13	Supriya Maheshwari	8/13	Supriya Maheshwari	8/13
Kathleen Dalton	11/13	Sonia Chang	8/13	Warren Salinas	1/13		
Alec Soto	11/13	Katie Cho	8/13	Lucy Branch	-		
Sharon Bass	10/13	Victor Heath	8/13	Robin Norris	-		
Sierra Herrera	9/13	Jessica Moore	7/13				
Diego Hoffman	9/13	Jason Richard	6/13				

! Create new jam for students with lower scores.

Question review

IXL for daily instruction



The background of the slide is a blurred image of a classroom. In the center, there is a white rounded rectangle with a blue horizontal line at the top left, resembling a text input field. The text 'Live Classroom demo' is overlaid on the bottom half of this rectangle.

Live Classroom demo



IXL's Real-Time Diagnostic

Designed to support instruction



Efficient insights on student knowledge




Provides accurate and up-to-date stats

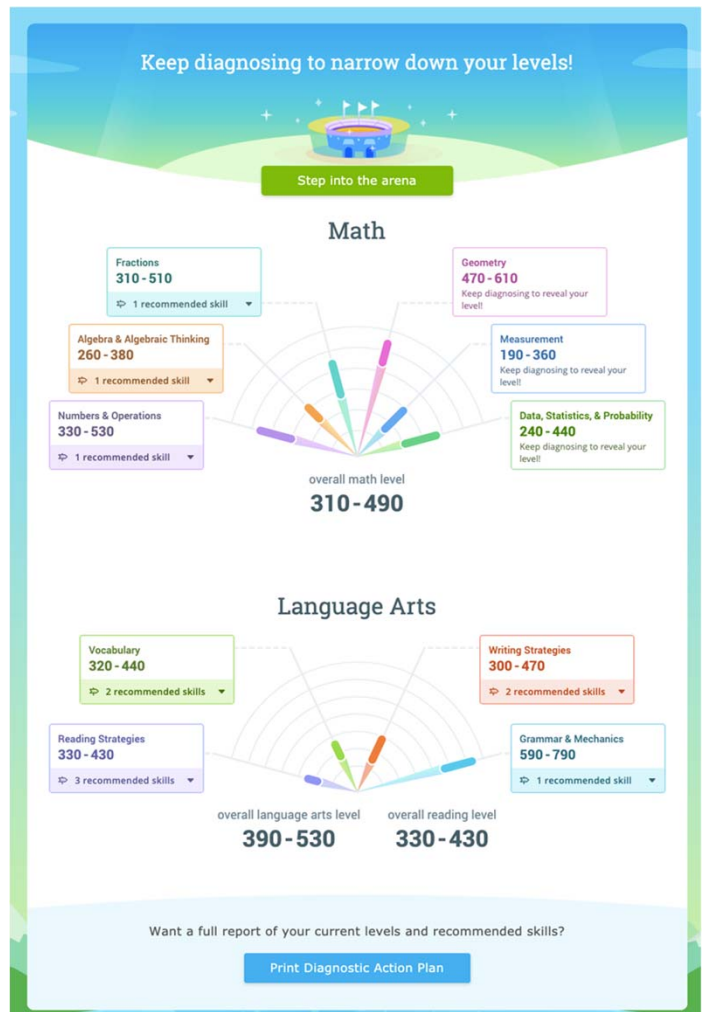
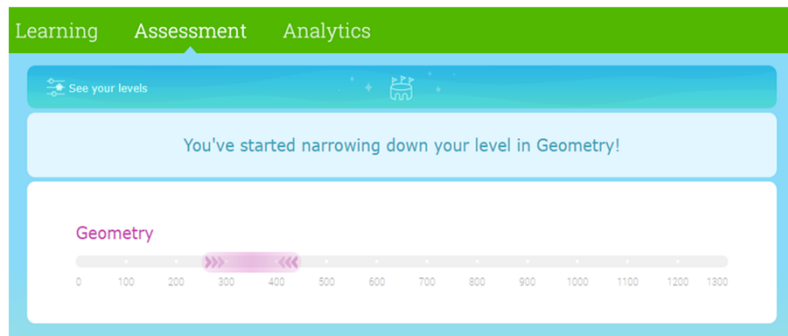
Learning Assessment Analytics

See your levels

Are these lines perpendicular?



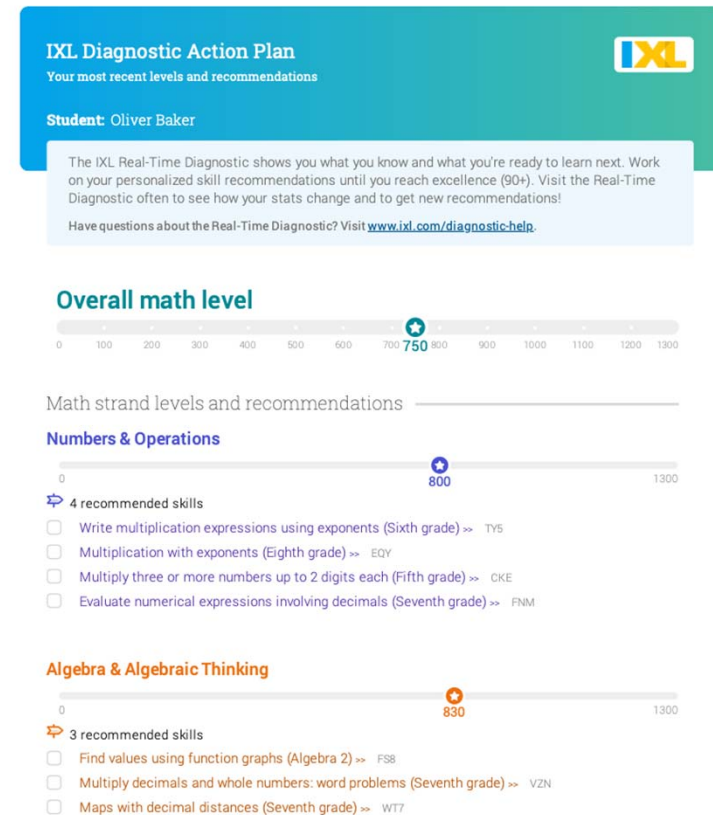
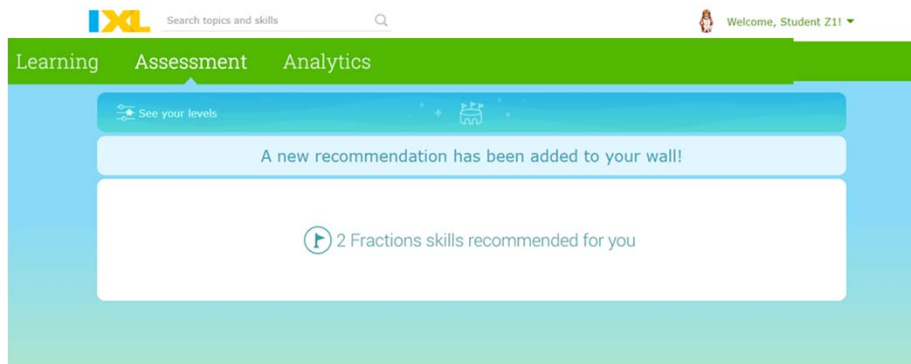
I don't know this yet >



Personalized action plan



The Real-Time Diagnostic recommends skills that are at just the right level for the student and will help them grow.




Positive student experience



Learning Assessment Analytics

See your levels

Good, you've got it!



Useful for teachers and administrators



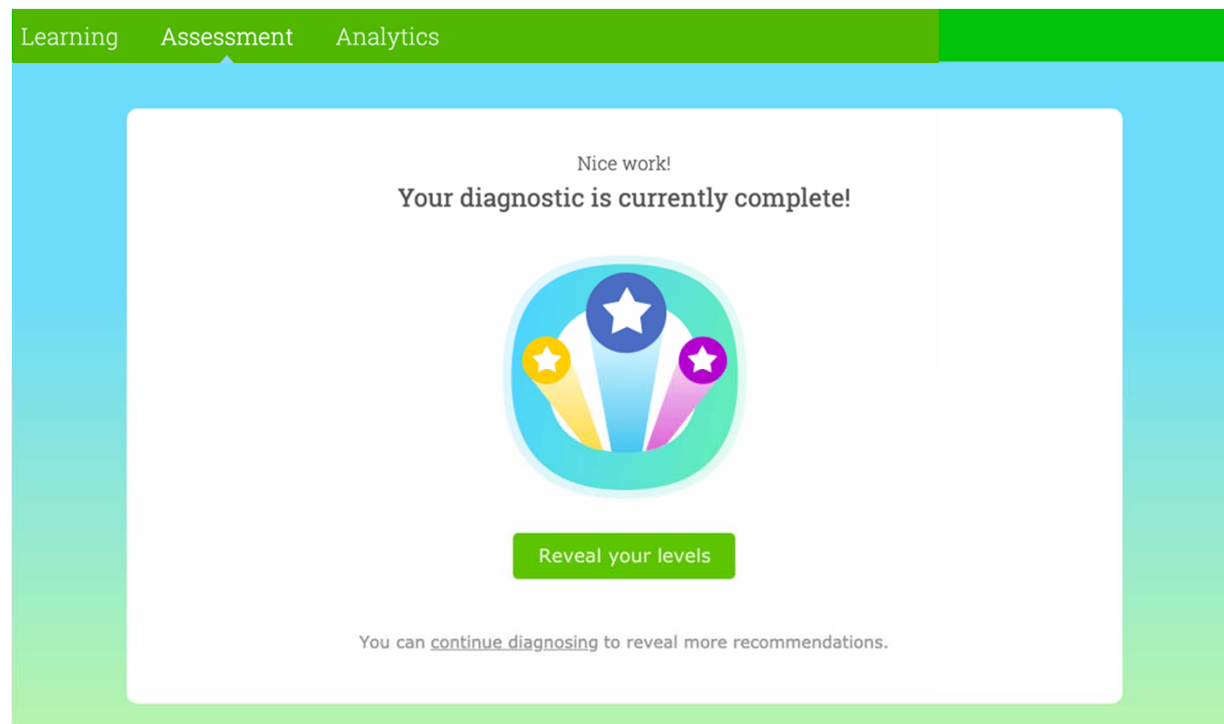
Diagnostic student experience

The background of the slide features a series of overlapping, wavy, organic shapes in various shades of blue and purple. The colors transition from a deep, dark blue at the top to lighter, more vibrant blues and purples towards the bottom, creating a sense of depth and movement.

Diagnostic data that is up-to-date



We recommend allocating about 60 minutes to complete the initial diagnostic.



Personalized action plans

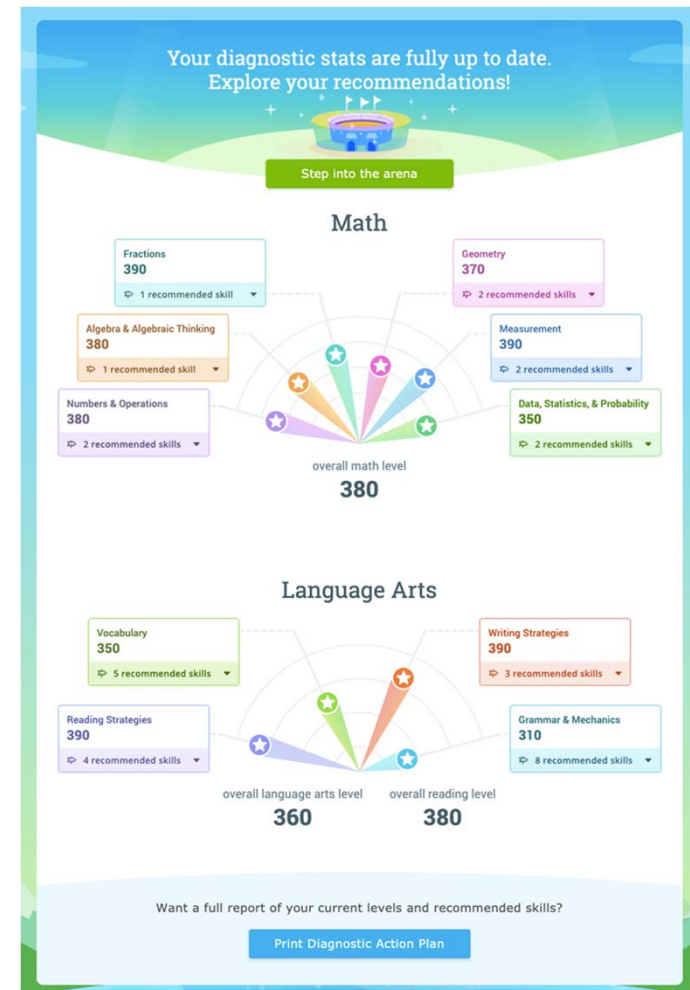
The background of the slide features a series of overlapping, wavy, organic shapes in various shades of blue and purple. The colors transition from a deep blue at the top to a lighter, more vibrant blue and purple towards the bottom, creating a sense of depth and movement.

Keep levels up to date



Maintain fully up-to-date levels:

- 10 minutes per week
- Work on IXL skills



Diagnostic Snapshots



Administrators can set up a Snapshot window to capture benchmark data.

Snapshot 1

7:00 AM to 3:00 PM

START DATE: 5/16/22

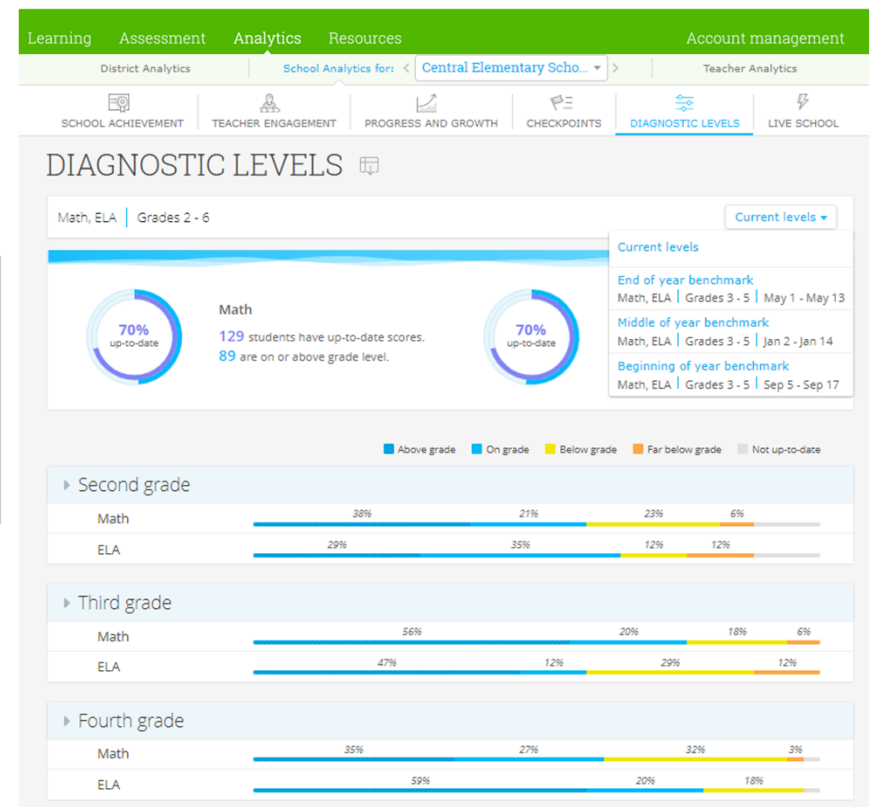
END DATE: 5/23/22

SUBJECTS: Math, ELA

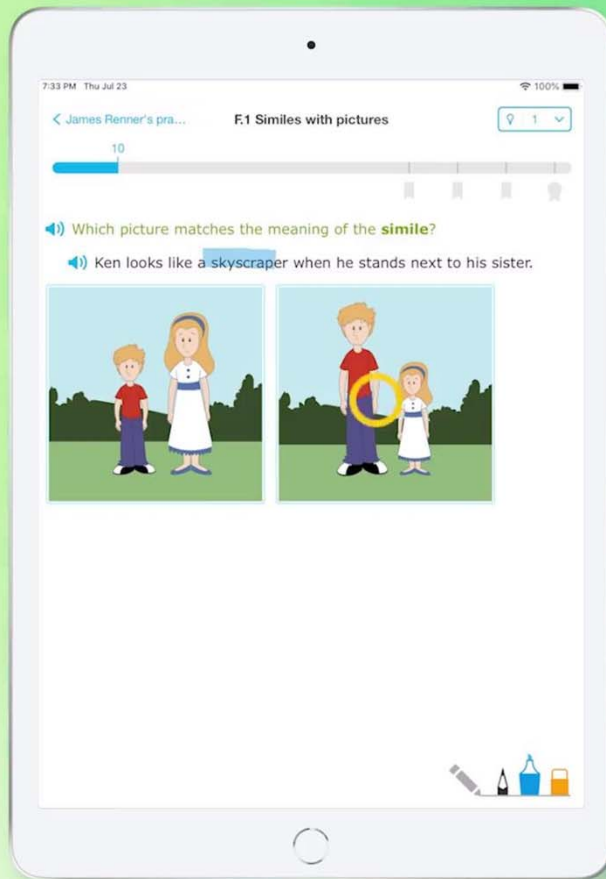
GRADE LEVELS: All grades

SCHOOLS: All schools

Cancel Create



Mobile apps



Scratchpad
feature

Teacher resources



Wrap-up

What is IXL?



One platform, endless possibilities



Wrap-up



Please complete this brief survey:

<https://tinyurl.com/ixlbrian2223>

Session name: Foundations I

Contact me at any time: briant@ixl.com

Technical support: help@ixl.com or (855) 255-6676

Follow IXL on social media!

You'll get fun tips and tricks, updates on all the latest IXL features, and much more.

