

SY 2012-2013

**General Education Enrollment
Unaudited October 5th Count**

October 24, 2012

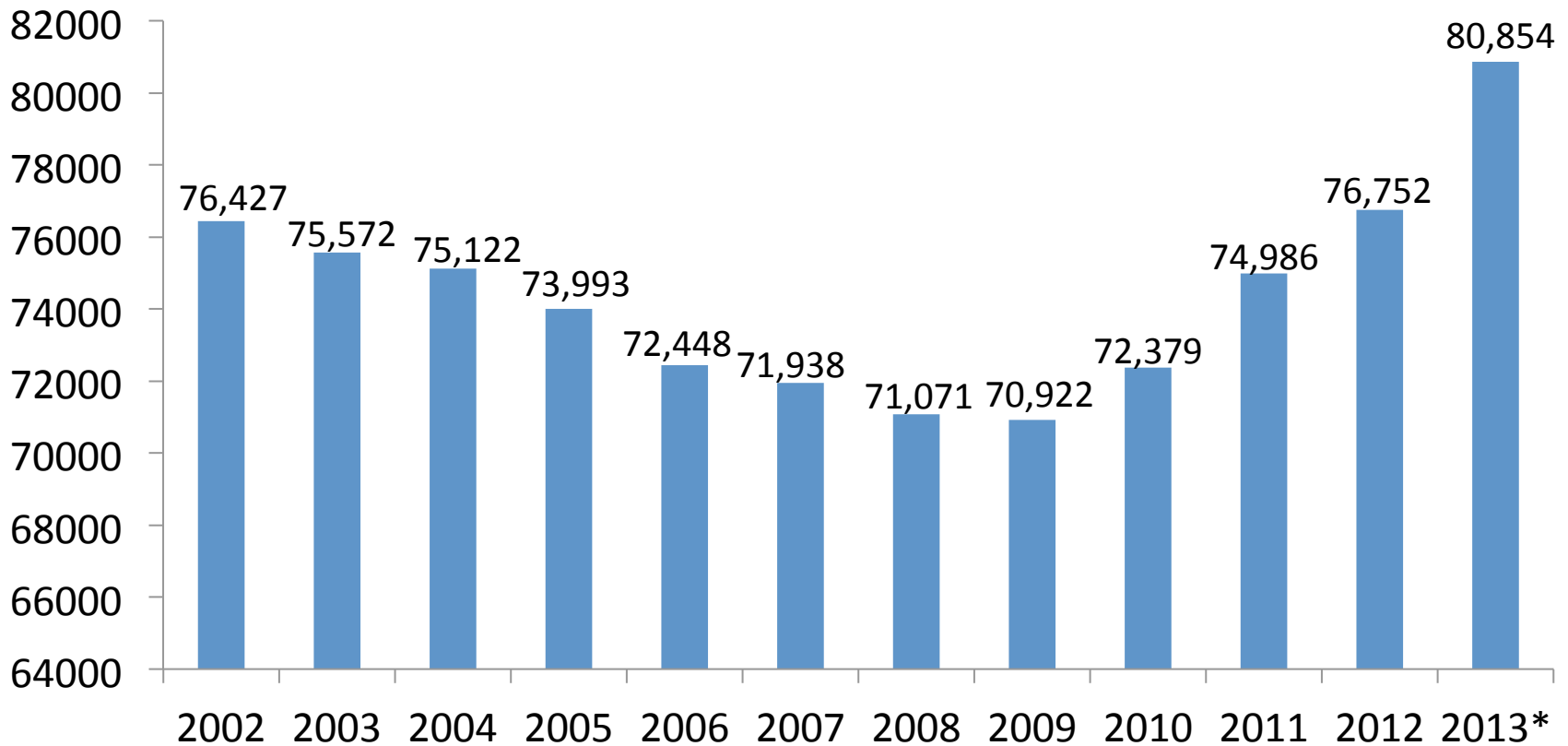
Office of the State Superintendent of Education

State Superintendent Hosanna Mahaley Jones

State Student Enrollment SY2001-2002 to SY2012-2013



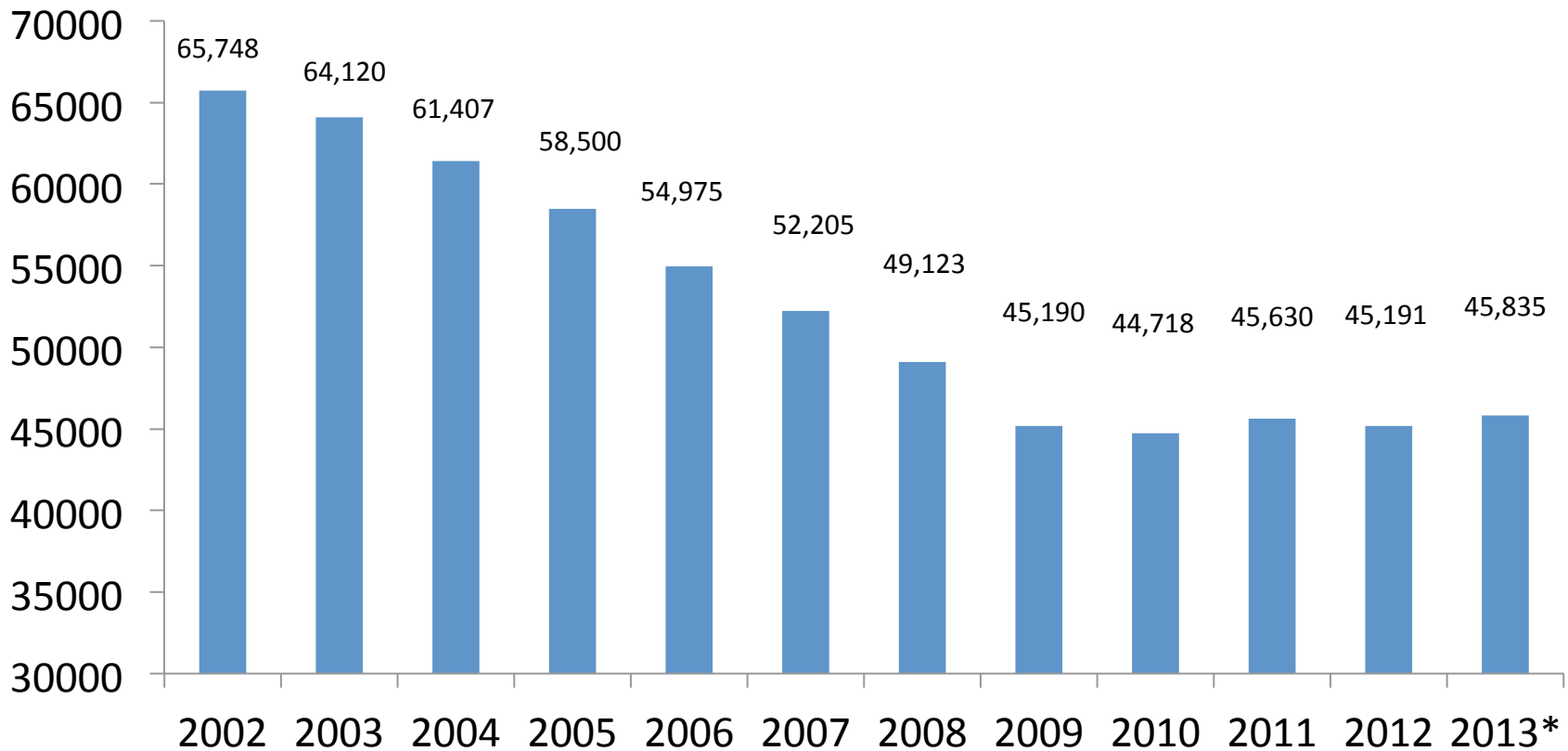
State Enrollment Over Time



DCPS Student Enrollment SY2011-2012 to SY2012-2013



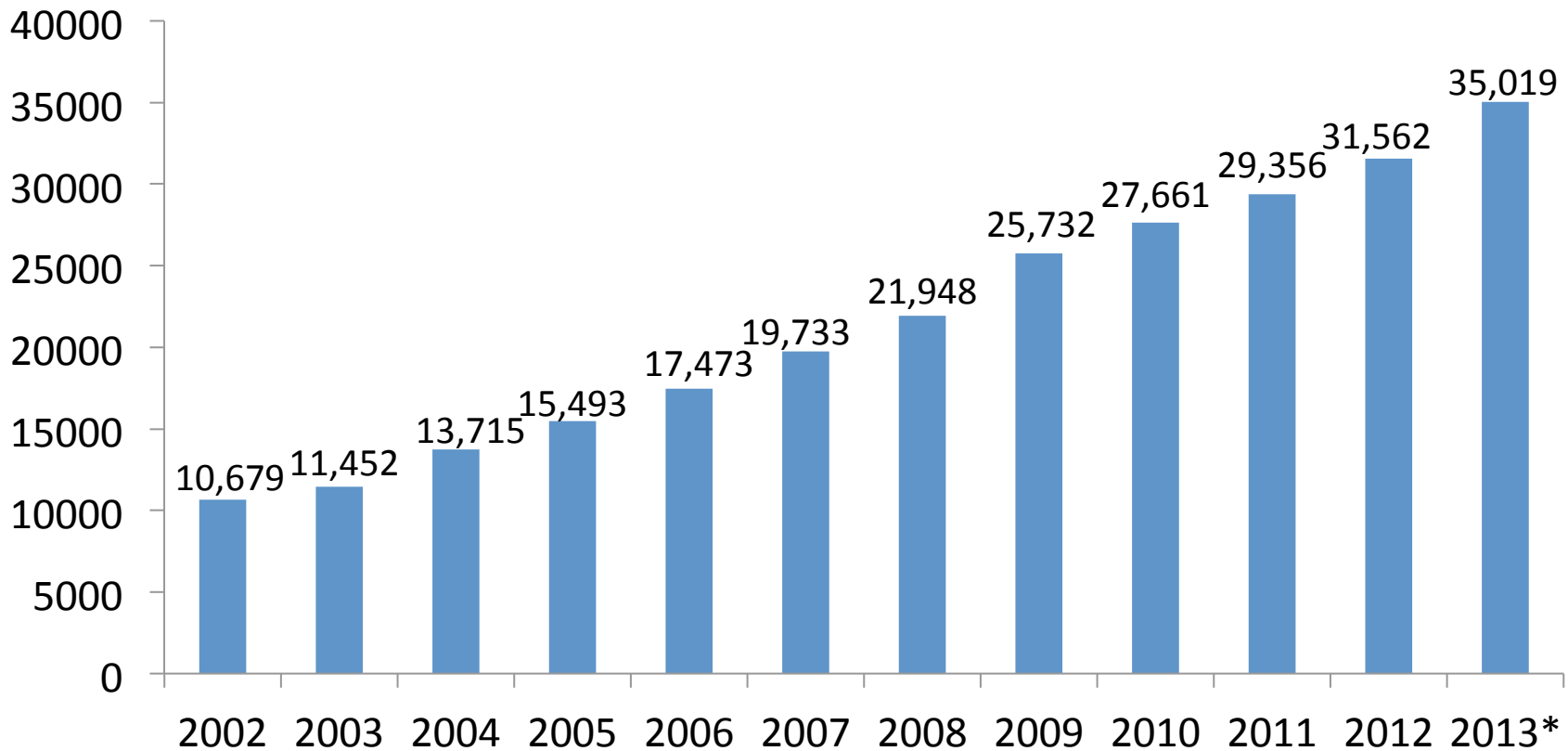
DCPS



DC PCS Student Enrollment Growth SY2011-2012 to SY2012-2013



DC Public Charter Schools



State Student Enrollment SY2011-2012 to SY2012-2013



SY 2011-12 Audited Enrollment v. 2012-13 October 5th Count (unaudited)

Sector	2011-12 Audited Enrollment	2012-13 Oct 5th (Unaudited)	Change
State	76,753	80,854	4101 (5%)
DCPS	45,191 (59%)	45,835 (57%)	644 (1%)
PCS	31,562 (41%)	35,019 (43%)	3457 (11%)

State Enrollment: 2011 Audited vs. October 5th (Unaudited) SY2012-2013



Grade	Oct 2011 Audit	Unaudited October 5th Count	Change
Pre-K 3	4565	4,937	372 (8%)
Pre-K 4	6213	6,518	305 (5%)
Kindergarten	6292	7,001	709 (11%)
Grades 1-3	15602	16,837	1235 (8%)
Grades 4-5	9383	9,217	-166 (-2%)
Grades 6-8	13096	13,454	358 (3%)
Grades 9-12	16683	17,580	897 (5%)
Alternative	699	563	-136 (-19%)
SPED School	384	514	130 (34%)
Adult	3810	4,233	423 (11%)
TOTAL	76727	80,854	4127 (5%)

DCPS 2011 Audited vs. Unaudited October 5th Count



Grade	Oct 2011 Audit	Unaudited October 5th Count	Change
Pre-K 3	2,105	2,164	59 (3%)
Pre-K 4	3,291	3,410	119 (4%)
Kindergarten	3,790	4,130	340 (9%)
Grades 1-3	10,125	10,488	363 (4%)
Grades 4-5	6,178	5,890	-288 (-5%)
Grades 6-8	6,908	6,834	-74 (-1%)
Grades 9-12	10,926	11,055	129 (1%)
Alternative	298	146	-152 (-51%)
SPED School	150	264	114 (76%)
Adult	1,394	1,454	60 (4%)
TOTAL	45,165	45,835	670 (1%)

DC PCS 2011 Audited vs. October 5th (Unaudited)



Grade	Oct 2011 Audit	Unaudited October 5th Count	Change
Pre-K 3	2,460	2,773	313 (13%)
Pre-K 4	2,922	3,108	186 (6%)
Kindergarten	2,502	2,871	369 (15%)
Grades 1-3	5,477	6,349	872 (16%)
Grades 4-5	3,205	3,327	122 (4%)
Grades 6-8	6,188	6,620	432 (7%)
Grades 9-12	5,757	6,525	768 (13%)
Alternative	401	417	16 (4%)
SPED School	234	250	16 (7%)
Adult	2,416	2,779	363 (15%)
TOTAL	31,562	35,019	3457 (11%)