

**SY 2011-2012**

**GENERAL EDUCATION ENROLLMENT  
UNAUDITED OCTOBER 5TH LEA DATA**

*Vincent C. Gray, Mayor of the District of Columbia*  
*Hosanna Mahaley, State Superintendent*

**November 1, 2011**



**Office of the**

**State Superintendent of Education**

# ENROLLMENT GROWTH SINCE LAST YEAR

SY 2010-11 AUDITED VS. SY 2011-12 UNAUDITED OCTOBER 5<sup>TH</sup> COUNT

SY 2010-2011 Audited compared to SY 2011-2012 Unaudited

	SY10-11 Audited Enrollment	SY11-12 Unaudited October 5 <sup>th</sup> Count	Numerical Difference	Percent Difference
DCPS	45,631	46,191	560	1%
PCS	29,366	32,009	2,643	9%
TOTAL	74,997	78,200	3,203	4%



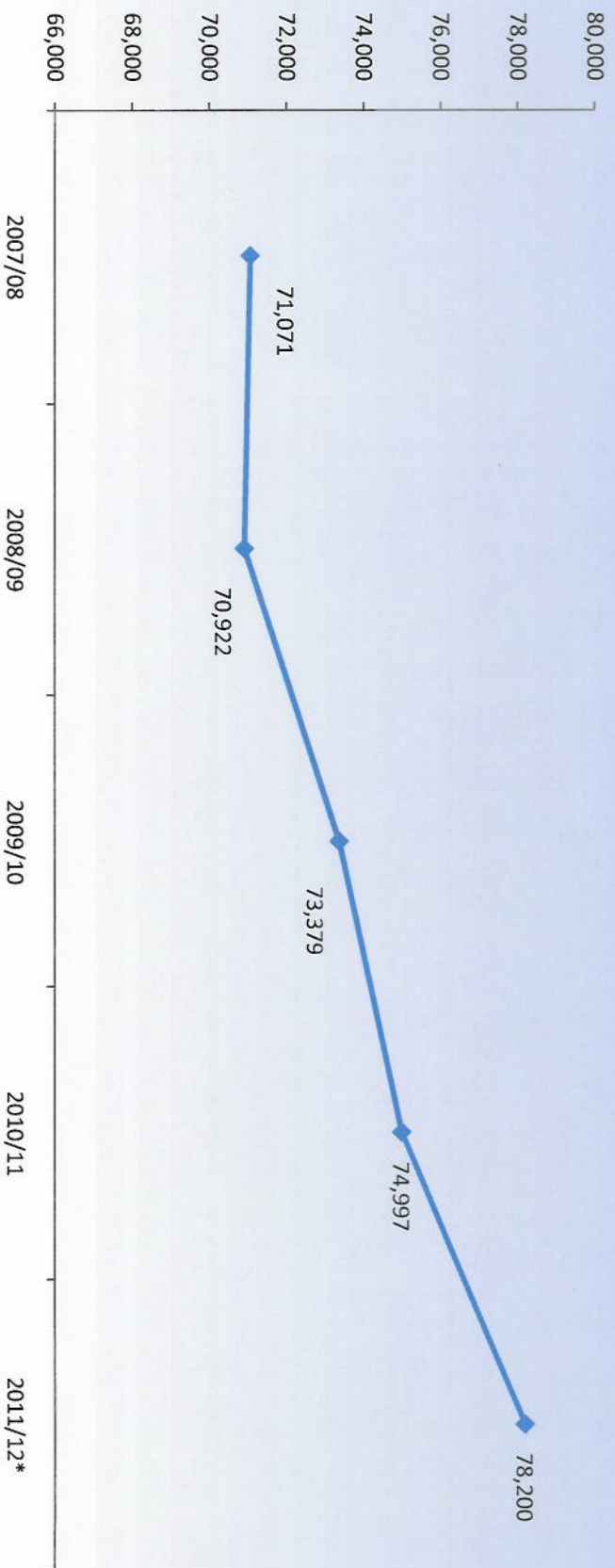
Office of the

State Superintendent of Education

# TOTAL ENROLLMENT ACROSS YEARS

## Overall Total Enrollment Across Years

\* SY 2011/12 uses unaudited October 5th count



Office of the


State Superintendent of Education



# DCPS ENROLLMENT ACROSS YEARS

## DCPS Enrollment Across Years

\* SY 2011/12 uses unaudited October 5th count




Office of the

State Superintendent of Education

# PCS ENROLLMENT ACROSS YEARS

## PCS Enrollment Across Years

\* SY 2011/12 uses unaudited October 5th count



Office of the  
State Superintendent of Education

# SUMMARY OF RESULTS

## SY 2010-11 AUDITED VS. SY 2011-2012 UNAUDITED

---

- Based on preliminary, unaudited data:
  - Total public school enrollment in the District increased by 4% (3,203) to 78,200 students.
  - DCPS enrollment increased by 1% (560) to 46,191 students.
  - PCS enrollment increased by 9% (2,643) to 32,009 students.
- This is the third consecutive year in which the District has increased total public school enrollment.
  - 2% increase from SY 2008 to SY 2009, 3.6% increase from SY 2009 to SY 2010 and 4% increase from SY 2010 to SY 2011

