



DISTRICT OF COLUMBIA
OFFICE OF THE STATE SUPERINTENDENT OF
EDUCATION

District of Columbia Narrative Report Fiscal Year (FY) 2017-18

I. State Leadership Activities

The Office of the State Superintendent of Education, Adult and Family Education (OSSE AFE) supported the following required State Leadership Activities in fiscal year 2018.

A. Alignment of adult education and literacy activities with other one-stop required partners to implement the strategies in the Unified or Combined State Plan as described in section 223(1)(a).

In FY18, OSSE AFE worked with the Workforce Investment Council (WIC), Grant Associates, Inc. (the District's One Stop Operator), the Department of Employment Services (DOES), the Department on Disability Services (DDS), the Department of Human Services (DHS), the University of the District of Columbia (UDC) and other key partners to achieve the strategic objectives outlined in the District's WIOA Unified State Plan, including the alignment of adult education and literacy activities with the other one-stop required partner activities. Additionally, OSSE AFE, in collaboration with these agencies, expanded the District's efforts to create uniformity in intake, assessment and program referral practices across DC government agencies via Comprehensive Adult Student Assessment System (CASAS) eTest implementation, screening of adults for learning disabilities, and DC Data Vault implementation.

The DC Data Vault is a transactional data system that helps District agencies streamline, coordinate and integrate the provision of education, training and other related services to District residents. The DC Data Vault: 1) Facilitates the referral of District residents to and from agencies for services; 2) Allows staff to schedule and register customers for assessments; 3) Filters programs based on customer interests, preferences and needs; 4) Links customers to programs and monitor their receipt of services; 5) Allows staff to upload, maintain and share customer eligibility documents; 6) Provides access to customer information and notifications to key staff; 7) Generates customer profiles; 8) Tracks customer progress and outcomes; and 9) Facilitates cross-agency communication and collaboration for services for District residents.

In collaboration with the WIC, OSSE AFE co-facilitates monthly DC Data Vault workgroup meetings with the representatives from each of the WIOA core partner agencies, the DC Council's Committee on Workforce Development, and the One-Stop Operator, to strategize ways to enhance service delivery to District residents. The DC Data Vault has been used by staff at each of the four American Job Centers/One-Stop Centers in partnership with OSSE AFE providers since 2016. OSSE AFE provided professional development and technical assistance to the staff at DDS and DHS in FY18 to facilitate the integration and use of the Data Vault at the DDS headquarters and three DHS Family Resource Centers. The DC Data Vault is managed by OSSE AFE in collaboration with Literacy Pro Systems, Inc.

B. Establishment or operation of a high-quality professional development programs as described in section 223(1)(b).

In FY18, OSSE AFE in collaboration with the University of the District of Columbia (UDC), the Chicago School of Professional Psychology and the Catholic University Metropolitan College, offered professional development workshops and technical assistance on WIOA, Integrated Education and Training (IE&T), program design, and strategic leadership to sub-grantees to increase their capacity to offer high quality IE&T, and supportive and transition services to District residents. Other professional development offerings included Comprehensive Adult Student Assessment System (CASAS) Implementation, CASAS eTest Coordinator and Proctor Training, Supporting Adults with Special Needs, Literacy Adult and Community Education System (LACES), DC Data Vault, Career Coach, Virtual job Shadow, and other related trainings. Additionally, sub-grantees were afforded opportunities to participate in Community of Practice workshops and webinars focused on the development and implementation of a career pathways system and other related topics offered by the WIC in collaboration with Maher and Maher.

In FY18, OSSE AFE continued its partnership with the UDC to offer the Graduate Certificate in Adult Education Program (GCP) to 25 adult educators to prepare them for certification and/or state licensure in Adult Education. The GCP provides adult educators with an opportunity to engage in either one or two, three-credit course(s) over a 15- to 24-month period for a total of 24 credits. Sixteen adult educators completed the program this year and earned a graduate certificate. UDC also offers a Master of Art in adult education program for which the graduate certificate program is aligned and credits may be applied.

C. Provision of technical assistance to funded eligible providers as described in section 223(1)(c).

OSSE AFE, in collaboration with the University of the District of Columbia, the Chicago School of Professional Psychology and the Catholic University Metropolitan College, provided technical assistance to sub-grantees and local program providers via site visits, meetings, webinars, telephone calls and emails. Technical assistance topics included 1) program design, implementation, and evaluation; 2) intake and assessment; 3) curriculum and instruction; 4) student recruitment, retention, and persistence; 5) student progress and outcomes; 6) data collection and management; 7) budget and finance; and 8) accountability and reporting as well as other related topics. Additionally, during local program site visits and check-in sessions at OSSE, the AFE team provided technical assistance to sub-grantees to support their implementation of recommendations for continuous improvement in the areas of 1) student recruitment, retention, progress and involvement, 2) instructional models and methods, 3) program management and leaderships, and 4) data collection and reporting.

D. Monitoring and evaluation of the quality and improvement of adult education activities as described in section 223(1)(d).

OSSE AFE monitors sub-grantees to evaluate local program performance monthly via a check-in session at OSSE, local program site visit, or desk review. Additionally, the AFE team conducts classroom observations, folder samplings and fiscal monitoring verification activities quarterly. Local program providers are required to submit monthly statistical reports and quarterly narrative reports with evidence that includes: student roster report, NRS fundable Student Roster Report, National Reporting System (NRS) Table 3, 4, 4B and 5B search reports, CASAS Current Year Pre- and Post-test Assessment report, and student core goal attainment reports.

Local program participation in an annual final monitoring review and the development and implementation of a continuous improvement plan are also required. The OSSE AFE Monthly and Quarterly Reports, Final Monitoring Tool, classroom observation tool, and student surveys continue to be used to assess the effectiveness of local programs and the improvement of adult education activities as described in section 223(1)(d). The performance data acquired from local program providers via the monitoring process is also used by the state to address the specific professional development, technical assistance, and/or resource allocation needs of local program providers and to work with local program providers to develop and implement plans for continuous improvement.

E. As applicable, describe how the state has used funds for additional permissible activities described in section 223(a)(2)

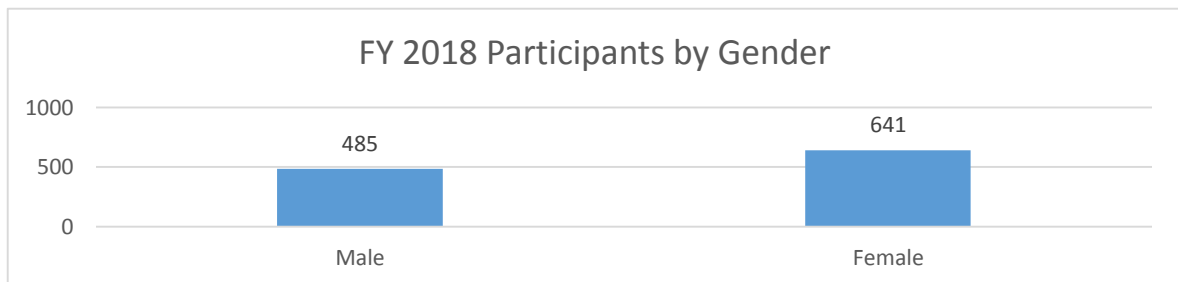
In FY18, OSSE AFE worked with its providers and partners to help strengthen the alignment between adult education, postsecondary education and employers. OSSE AFE staff and sub-grantees participated in informational sessions and meetings with the Workforce Investment Council, Career Pathways Task Force, Board of Trade, Chamber of Commerce, American Council on Education, National Retail Federation, Center for Energy Workforce Development, CSMI Learn, Saylor Academy, CompTIA, the American Hotel and Lodging Educational Institute and other organizations to identify potential partnerships that can assist the state and local program providers in offering high-quality Integrated Education and Training services to District residents.

II. Performance Data Analyses

In FY18, OSSE AFE awarded funding to 10 sub-grantees to implement the new Integrated Education and Training service models introduced in the FY17 grant competition. The models include the provision of adult education and literacy, workforce preparation, and training services for a specific occupation or occupational cluster to 1,000 District residents for educational and career advancement. In total, 1,664 adult learners received services in OSSE AFE funded programs in FY18. Of this number, 1,126 learners met the National Reporting System (NRS) guidelines of having a valid assessment and 12 or more instructional hours in the program year to be reportable to the U.S. Department of Education. The remaining 538 adult learners engaged in one to 11 instructional hours.

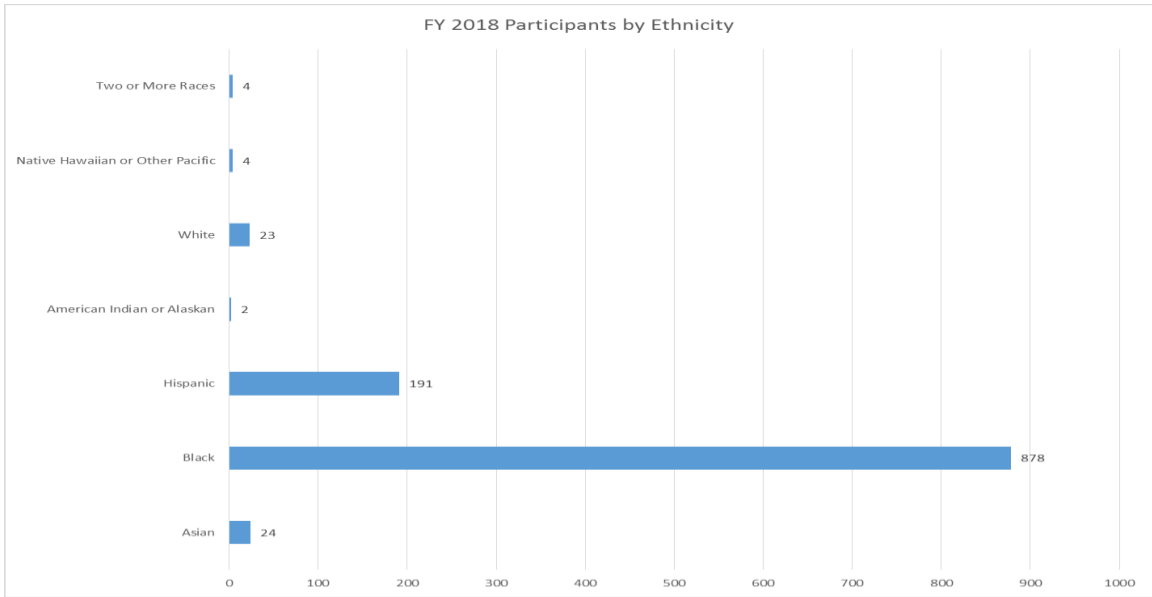
DC FY18 Participants by Gender (NRS Table 2)

In FY18, female learners represented 57 percent (n = 641) and male learners represented 43 percent (n = 485) of the total number of students served (n = 1,126).



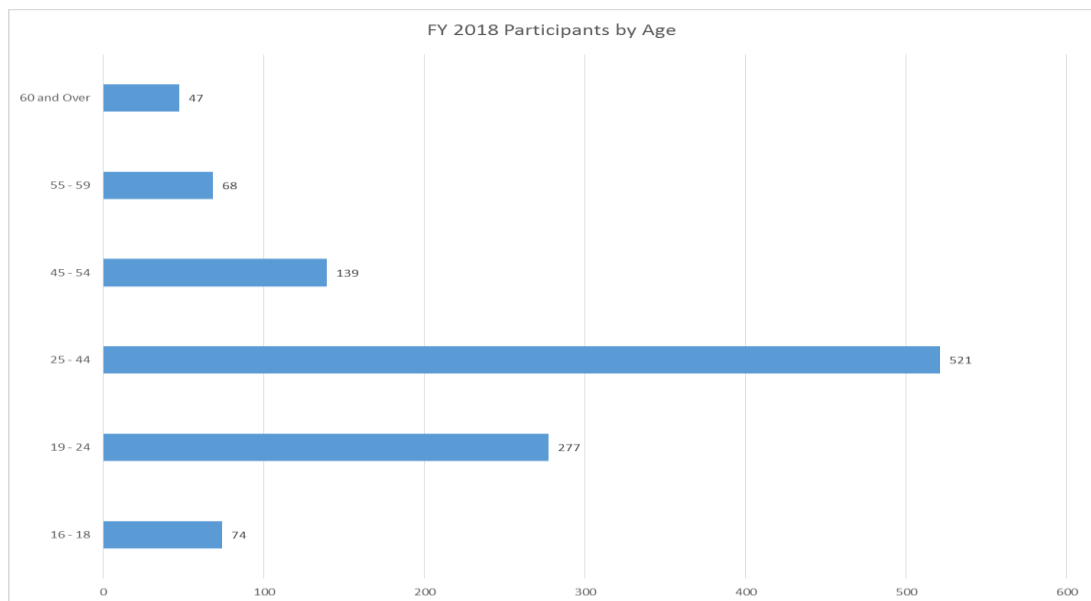
DC FY18 Participants by Ethnicity (NRS Table 2)

At 78 percent (n = 878 of 1,126 students), black or African American participants comprised the single largest ethnic group of learners served; Hispanic or Latino students followed at 17 percent (n = 191 of 1,126 students). The percentage of American Indian or Alaskan, Asian, or white participants and persons with Two or More Races was at 5 percent (n = 57 of 1,126 students).




DC FY18 Participants by Age

Consistent with past years, the largest single group of learners, at 46 percent (n = 521 of 1,126 students) were between 25 and 44 years of age. The second largest group of learners served were between 19 and 24 years of age (25 percent, n = 277 of 1,126 students), followed by learners between the ages of 45 and 54 (12 percent, n = 139 of 1,126 students). The smallest groups of learners served were at opposite ends of the age continuum with 10 percent (n = 115 of 1,126 students) age 55 and older and 7 percent (n = 74 of 1,126 students) between the ages of 16 and 18.



DC FY18 Participants by Program Type (NRS Table 3)

In FY18, of the total number of learners (n = 1,126) who met the NRS guidelines, students in Adult Basic Education (ABE)/Integrated Education and Training (IE&T) Programs comprised the single largest group by program type at 74 percent (n = 827). The second and third largest groups by program type was Integrated English Literacy and Civics Education/IE&T Programs with 13 percent (n=148) of enrolled students, followed by Adult Secondary Education (ASE)/IE&T Programs with 11 percent (n = 123) of enrolled students. The fourth program type at 2 percent (n=28) of enrolled students was the English Language Acquisition/IE&T programs.



DC FY18 Measurable Skills Gains by Entry Level (NRS Table 4)

Adult Basic Education (ABE) Participants by Entry Educational Functioning Levels

Of the total number of ABE participants, the largest number of students entered at ABE Level 4 (41 percent/n = 415 of 1,005 students) followed by ABE Level 3 (28 percent/n = 279 of 1,005 students) level. The smallest number of participants entered at ABE Level 6 (3 percent/n = 30 of 1,005 students).

English as a Second Language (ESL) Participants by Entry Educational Functioning Levels

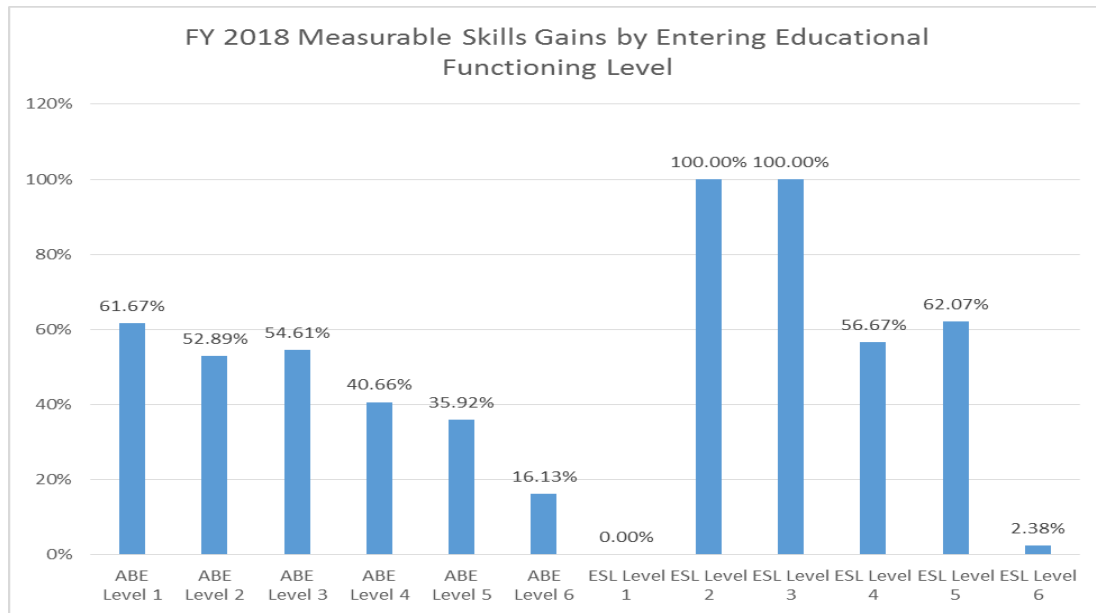
Of the total number of ESL participants, the largest number of participants entered at ESL Level 6 (35 percent/n = 42 of 121 students) followed by the second largest number of participants who entered in ESL Level 4 (24 percent/n = 29 of 121 students). The smallest number of ESL participants entered in ESL Level 2 (4 percent/n < 10 of 121 students).

Entering Educational Functioning Level	Total Number Enrolled	Entering Educational Functioning Level	Total Number Enrolled
ABE Level 1	58	ESL Level 1	n>10
ABE Level 2	120	ESL Level 2	n>10
ABE Level 3	279	ESL Level 3	18
ABE Level 4	415	ESL Level 4	29
ABE Level 5	103	ESL Level 5	27
ABE Level 6	30	ESL Level 6	42
Total	1,005	Total	121

Measurable Skills Gains by Entry Level

For FY18, OSSE AFE negotiated a measurable skill gains performance target of 42 percent for all ABE and ESL Educational Functioning Levels (EFLs). This target represents the proposed percentage of adult learners making a measurable skill gain (e.g. achieving an educational functioning level gain, acquiring a secondary school diploma or its equivalent, or exiting a program below the postsecondary level and enrolling in postsecondary education and training during the program year). OSSE AFE exceeded its target of 42 percent, with 46.2 percent of students enrolled in an OSSE AFE funded program achieving a gain. This reflects a 9-percentage point, or roughly 25 percent, increase over the percentage of students with measurable skill gains in FY17 – (37 percent).

The chart below reflects the percentage of adult learners who made measurable skills gains. Students at ABE Level 1 had the highest percentage of measurable gains at 61.7 percent, followed by students at ABE Level 3 (54.6 percent) and ABE Level 2 (52.8 percent). Students at ESL Level 2 and 3 had the highest percentage of measurable gains at 100 percent, followed by students at ESL Level 5 (62.1 percent) and ESL Level 4 (56.7 percent).



DC FY18 Core Outcome Follow-up Achievement (NRS Table 5)

Per WIOA, the state did not have performance targets for NRS Table 5 as this was a year for the collection of baseline data. Furthermore, it should be noted that due to the lag associated with the collection of NRS Table 5 data, the data below is based on students who exited in the FY17 grant year from the previous cohort of sub-grantees.

Core Follow-up Outcome Measures	Number of participants who exited	Number of Participants Who Exited Achieving Outcome or Median Earnings Value	Percent Achieving Outcome	Total Periods of Participation	Number of Periods of Participation Achieving Outcome or Median Earnings Value	Percent of Periods of Participation Achieving Outcome
Employed Second Quarter after Exit	2,508	438	17.46%	2,548	446	17.50%
Employed Fourth Quarter after Exit	670	110	16.42%	710	111	15.63%
Median Earnings Second Quarter After Exit	438	\$4,344	N/A	440	\$4,344	N/A

Core Follow-up Outcome Measures (Continued)	Number of participants who exited	Number of Participants Who Exited Achieving Outcome or Median Earnings Value	Percent Achieving Outcome	Total Periods of Participation	Number of Periods of Participation Achieving Outcome or Median Earnings Value	Percent of Periods of Participation Achieving Outcome
Attained a Secondary School Diploma/Equivalent and Enrolled in Postsecondary Education or Training within one year of exit	56	1	1.79%	59	1	1.69%
Attained a Secondary School Diploma/Equivalent and Employed within one year of exit	56	5	8.93%	59	5	8.47%
Attained a Postsecondary Credential while enrolled or within one year of exit	56	10	17.86%	60	10	16.67%

III. Integration with Other Programs

A. Describe how the state-eligible agency, as the entity responsible for meeting one-stop requirements under 34 CFR part 463, subpart J, carries out or delegates its required one-stop roles to eligible providers.

The OSSE AFE recognizes that relationships with WIOA partners are pivotal in delivering learner-centered integrated services to District residents. In FY18, the OSSE AFE continued its efforts to collaborate with the District’s WIC, Grants and Associates, Inc. (the District’s One-Stop Operator), DOES, DHS, DDS/RSA, UDC-CC and other partners to fulfill its one-stop responsibilities. This included working with partners to establish uniform intake, assessment and program referral practices and working collaboratively to support learners’ academic achievement and success while engaged in workforce readiness, job training and postsecondary education transition activities. OSSE AFE continued to work with several of the WIOA core partners/one-stop required partners and Literacy Pro Systems, Inc., to implement and build upon the DC Data Vault. See description of the DC Data Vault activities under Section I. State Leadership.

Additionally, OSSE staff serve on the District’s WIC and attend WIOA Workgroup Meetings, DC Data Vault Workgroup Meetings, Career Pathways Task Force Meetings and One-Stop Operator partner meetings to strategize ways to develop a more cohesive and collaborative workforce development/career pathways system in the District of Columbia that aligns with the mandates of WIOA and the District’s approved WIOA State Unified Plan.

B. Describe the applicable career services that are provided in the one-stop system.

OSSE AFE has been partnering with DOES since 1998 to support the integration of adult education, career development, and employment and training activities for District residents. The partnership was formalized through a memorandum of understanding from FY13 through FY16 and supported with funding from both DOES and OSSE AFE. While there was no MOU extension in FY17 or FY18, OSSE AFE continued to use its funding to support the provision of assessment and screening services to District residents coming through the one stop system. OSSE AFE American Job Center (AJC) provider partners provide one full day or two half days of services per week at each of the four DOES American Job Centers. Additionally, through the partnership, all OSSE AFE providers were required to serve District residents through the one-stop system.

C. Describe how infrastructure costs are supported through state and local options.

OSSE AFE entered into a Memorandum of Understanding (MOU) with the District's WIC and DOES in FY17 that was modified in FY18. The MOU specifies the responsibilities that OSSE will fulfill as a one-stop partner. Additionally, OSSE provided local funding via the MOU to DOES to support the one stop infrastructure costs and activities. OSSE also contributes to the one-stop system through the provision of funding to three OSSE AFE local program providers to offer assessment and screening services weekly at the DOES AJCs. Additionally, OSSE AFE provides CASAS Implementation, CASAS test Coordinator and Proctor, Supporting Adults with Special Needs and DC Data Vault training and CASAS web-test units to one-stop partners; and hosts and maintains the DC Data Vault, in collaboration with Literacy Pro Systems, Inc., for use by one-stop partners.

IV. Integrated English Literacy and Civics (IELCE) Program

Below is a description of how OSSE AFE is using funds under Section 243 to support IELCE program activities:

A. Describe when your state held a competition [the latest competition] for IELCE program funds and the number of grants awarded by your State to support IELCE programs.

OSSE AFE, in collaboration with the DC WIC, held the Adult Education and Family Literacy Act (AEFLA) and WIC Career Pathways grant competition in spring 2017. Grant awards were announced on June 30, 2017. Ten providers were selected to provide Integrated Education and Training (IE&T) Adult Basic Education, Adult Secondary Education, and English Language Acquisition, and Integrated English Literacy and Civics Education (IELCE) and Training to District residents.

B. Describe your state efforts in meeting the requirement to provide IELCE services in combination with integrated education and training activities.

OSSE AFE is funding eligible providers to develop and implement innovative program models that include the provision of Integrated English Literacy and Civics Education (IELCE) concurrently and contextually with workforce preparation activities and workforce training for a specific occupation or occupational cluster to English Learners for the purpose of educational and career advancement.

Program models include: 1) services to professionals with degrees and credentials in their native countries; 2) services that enable adult learners to achieve competency in the English Language and acquire the basic and more advanced skills needed to function effectively as parents, workers, and citizens in the United States; and 3) the provision of career pathway mapping, workforce preparation and workforce training including career awareness, career exploration, and career planning services appropriate for English Learners. This includes the provision of services to students at the ELL Beginning Literacy/Pre-Beginning ELL, Low Beginning ELL, High Beginning ELL, Low Intermediate ELL and High Intermediate ELL levels (equivalent to grade levels 1 to 5) and/or in integrated education and training towards an industry recognized credential, where applicable, for students at the Advanced ELL Levels (equivalent to grade levels 6 to 8).

Students have an opportunity to participate in EL/Civics activities that focus on civic engagement, American history and government, American culture and values, and paths to naturalization while also engaging in occupational skills training that prepare them to pursue their desired career path.

C. Describe how the state is progressing toward program goals of preparing and placing IELCE program participants in unsubsidized employment in in-demand industries and occupations that lead to economic self-sufficiency as described in section 243(c)(1) and discuss any performance results, challenges, and lessons learned from implementing those program goals.

OSSE AFE continues to work with its three IELCE and Training sub-grantees, its WIOA core partner agencies and/other key stakeholders to identify opportunities for students to participate in unsubsidized employment in the District’s high demand industries. Each sub-grantee has employer partners that provide work-based learning, internships and/or externships to students that sometimes lead to unsubsidized employment. OSSE AFE expects that the provision of integrated English Literacy, Civics Education, workforce preparation and workforce training will enhance the likelihood that English Language Learners will be afforded to opportunity to pursue occupations that lead to economic self-sufficiency.

FY 2017-18 Integrated English Literacy and Civics Education (IELCE) Student Data	
Number of students who achieved an Educational Functioning Level Gain	75
Number Who Attained a Secondary School Diploma or Its Equivalent	6
Number of Certifications Earned	38

D. Describe how the State is progressing toward program goals of ensuring that IELCE program activities are integrated with the local workforce development system and its functions as described in section 243(c)(2) and discuss any performance results, challenges, and lessons learned from implementing those program goals.

OSSE AFE works closely with the District’s WIC to ensure that the adult education and literacy activities are aligned with the District’s WIOA State Plan, career pathways initiative, and local workforce development system. Also see the response to B. and C. above.

V. Adult Education Standards

A. If your State has adopted new challenging K-12 standards under Title I of the Elementary and Secondary Education Act of 1965, as amended, describe how your Adult Education content standards are aligned with those K-12 standards

In FY18, OSSE AFE staff and local providers continued to increase their understanding of the Common Core State Standards (CCSS) and the College and Career Readiness Standards (CCRS) and their implication for adult education. In addition to CCSS/CCRS, OSSE AFE continued its efforts to work with its sub-grantees to integrate the Comprehensive Adult Student Assessment System (CASAS) competencies and basic skills content standards in their lessons/programs. As such, OSSE AFE staff and its professional development partners continue to identify strategies to assist local program staff via professional development, technical assistance and resources to employ a standards-based approach to teaching adult learners in a more succinct and comprehensive way.

B. Optional – Describe implementation efforts, challenges, and any lessons learned.

As previously stated, the OSSE AFE recognizes that it that it takes time to increase local programs’ understanding and integration of standards in their programs. In its FY19 AEFLA Continuation Grant Application, the OSSE AFE required local programs to specify which standards (CCSS, CCRS, CASAS, workforce preparation and workforce training) will be reflected in their program designs. OSSE AFE

will use this information to provide additional professional development, technical assistance and resources to local program providers and to monitor and evaluate their efforts to integrate relevant standards incrementally into their program designs.

VI. Programs for Correction Education and Education of Other Institutionalized Individuals (AEFLA Section 225)

A. What was the relative rate of recidivism for criminal offenders served? Please describe the methods and factors used in calculating the rate for this reporting period.

OSSE AFE estimates that the relative rate of recidivism is 30% percent for offenders served. The methods and factors used in calculating the rate for the reporting period include the following:

Methods:

- An analysis of students populating NRS Table 10 – Outcome Achievement for Adults in Correctional Education.
- An analysis of employment and/or wage data via student follow-up survey data in the Literacy Adult and Community Education System (LACES), the state’s management information system; and
- An analysis of student enrollment data and instructional hours in FY18 in LACES.

Factors:

- The total number of students served in FY18 was 65 per NRS Table 10 – Outcome Achievement for Adults in Correctional Education.
- Of the 65 students, 32 exited achieving an outcome or median earning value in FY18 (based on aligned survey and data matching results).
- Of the 65 students, 14 re-enrolled and had instructional hours in FY18.
- $32 + 14$ (re-enrolled students with instructional hours) = 46 students that did not recidivate.
- $46/65 = 70$ percent of students did not recidivate.
- 100 percent minus 70 percent = 30 percent ($n = 19$) of students may have recidivated.

It is important to note that the recidivism rate could be less than 30 percent. Because we do not have wage, enrollment or instructional hour’s data for the 19 students, there is a possibility that some of them may not have recidivated and one or more of the following may be true:

- Some students may have enrolled in another program that is not funded by the state or a partner agency or may not have an interest in participating in a program at this time.
- Some students may be unemployed.
- Some of the students may be self-employed or day laborers, and thereby responsible for reporting their own wages/income independent of an employer.
- Some students may be working as contractors/sub-contractors. If their employers don’t pay unemployment insurance for these individuals or they don’t report their earnings, it is difficult to track whether they had earnings.
- Some students, who did not provide a social security number, may be employed. However, the state was unable to data match with Unemployment Insurance for these students due to a lack of social security numbers.
- Some students are transient. They may have left the state or region to seek employment in another state or region for which the state cannot data match.