



# STAR Framework

Four-Year Adjusted Cohort Graduation  
Rate & Alternate Graduation Metrics

---

June 16, 2017



# Goals of Our Discussion

OSSE seeks to accomplish the following goals:

- Thoughtful, **productive conversation** about STAR Framework and its calculations
- Share our **philosophy** and approach to the following metrics and how we developed the **business rules**:
  - Four-Year Adjusted Cohort Graduation Rate (ACGR)
  - Alternate Graduation Metric
- Gather your **feedback** about pending decision points concerning the STAR Framework and its metrics.



# Opportunities for Feedback and Questions

Your continued feedback is critical throughout this process, so OSSE is providing two mechanisms to provide your thoughts:

- **Attend in-person** accountability system meetings on the following dates:
  - ~~June 14~~
  - **June 16**
  - June 19
  - June 23
  - June 29
  - July 12
  - July 14
  - July 17
  - July 21
  - July 24
  - July 27
- **Email** your feedback or questions regarding each session to [OSSE.ESSA@dc.gov](mailto:OSSE.ESSA@dc.gov) within three business days

Feedback for today's session is due by **COB June 21**. OSSE will provide a summary of feedback received on today's session by **June 23**.



# Agenda

- **Overview of the STAR framework**
  - Timeline
  - Principles and core beliefs
  - Domains and metrics
  - Framework weights
- **Metric Deep Dive**
  - Four-Year ACGR
  - Alternate Graduation metric
- **Identify questions and next steps**



# Overview of STAR Framework



# Timeline

- **June 14 to August 1-** STAR Framework LEA Meetings and feedback:
  - LEA's provide feedback regarding the information discussed today by **June 21**
  - OSSE will provide a summary of feedback received on today's session by **June 23**
  - Next four Accountability System meetings and topics

June 19	12 – 3 p.m.	806	Median Growth Percentile
			Growth to Proficiency
June 23	1:30 – 3:30 p.m.	806	Accountability for Schools without Frameworks
			Impact of Grades Served on STAR Rating
June 29	2 – 4 p.m.	806	Alternative Accountability Framework Preview
			Secondary Schools Serving Adult Students
July 12	1 – 4 p.m.	Grand Hall	Economically Disadvantaged Students
			3-Year Accountability Designation
			Understanding Floors and Targets

- **Fall 2017-** OSSE will conduct an *informational dry run* of the accountability system and provide LEA's with preliminary STAR ratings for SY 2016-17
- **Fall 2018-** STAR Framework fully implemented for SY 2017-18

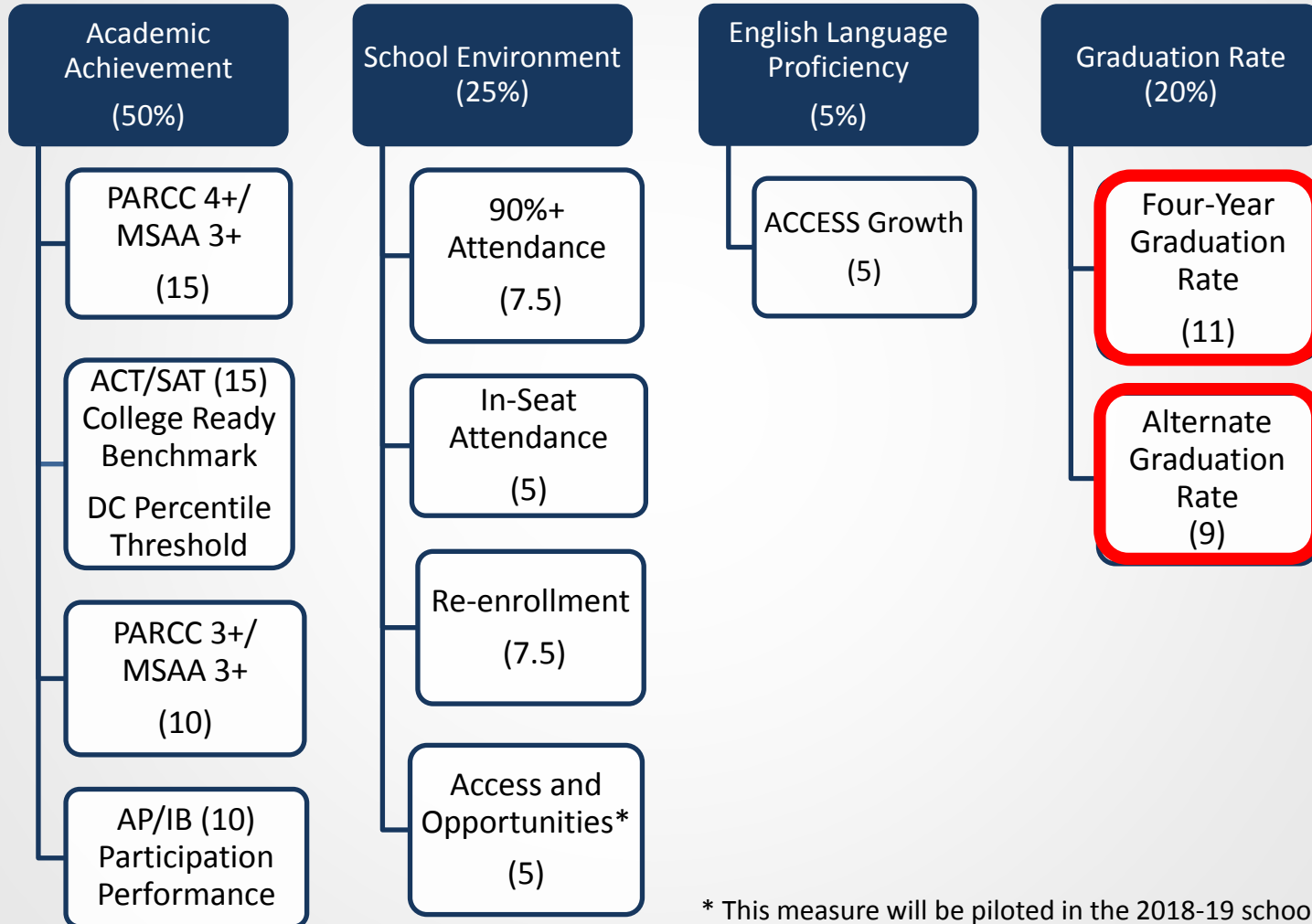


# Domains and Metrics

Domain	Metric
Academic Achievement	<ul style="list-style-type: none"><li>• PARCC 4+/MSAA 3+</li><li>• PARCC 3+/MSAA 3+</li><li>• SAT &amp; ACT Performance</li><li>• AP &amp; IB Participation</li><li>• AP &amp; IB Performance</li></ul>
Academic Growth	<ul style="list-style-type: none"><li>• Norm-Referenced Growth Measure: Median Growth Percentile</li><li>• Criterion-Referenced Growth Measure: Growth to Proficiency</li></ul>
Graduation Rate	<ul style="list-style-type: none"><li>• Four-Year ACGR</li><li>• Alternate Graduation Metric</li></ul>
School Environment	<ul style="list-style-type: none"><li>• Addressing Chronic Absenteeism: Best of 90+ Attendance or Growth</li><li>• In-Seat Attendance</li><li>• Re-Enrollment</li><li>• CLASS (pre-K only)</li><li>• Access and Opportunity</li></ul>
English Language Proficiency	<ul style="list-style-type: none"><li>• ACCESS Growth</li></ul>



# Framework Weights: High Schools



\* This measure will be piloted in the 2018-19 school year, and used in the STAR rating for the 2019-20 school year.





# Metric Deep Dive: Four-Year ACGR



# Four-Year ACGR: Overview

- ACGR is an initiative of the U.S. Department of Education that began in 2010-11 school year as an effort to capture graduation outcomes for all high school students in the U.S.
- All students attending a diploma-granting public or public charter school in the U.S. are assigned to a single ninth grade cohort year.
- DC public and public charter schools are responsible for tracking the educational trajectories and outcomes of ALL students who ever enroll in a DC public or public charter school at any point during their high school career.



# Four-Year ACGR: Calculation

Number of students from the Adjusted Cohort who Graduated as of August of the STAR Framework Year with a Regular Diploma

---

Number of students from the Adjusted Cohort

- Adjusted Cohort excludes students with validated exits
- Adjusted Cohort includes students whose first ninth grade year is three years prior to the STAR Framework Year

**Example:** The number of students from the 2014-15 adjusted cohort who graduated from high school with a regular diploma in the 2017-18 school year divided by the total number of students in the 2014-15 adjusted cohort



# Four-Year ACGR: Definitions

- **Cohort Year:** The school year corresponding to a student's first ninth grade year
- **STAR Framework Year:** The school year of record for the STAR Rating
- **Validated Exit:** Complete exit of a student from the LEA SIS (including OSSE approval of associated required documentation consistent with the OSSE Exit Management protocol) for the following exit reasons ONLY:
  - Exited to home-schooling or a public, private, or online diploma-granting school in a different state
  - Exited to a school outside the United States
  - Exited to be home-schooled in DC
  - Exited to attend a private school in DC
  - Died or is permanently incapacitated



# Four-Year ACGR: Inclusions

- Any student who has received a Stage 5 enrollment at any point during their ninth, tenth, eleventh, or twelfth grade year
- All high school-aged students (up to 22 years old) attending a diploma-granting high school who are designated as ungraded, adult, or alternative
- Special cases:
  - Court Involvement
  - Juvenile Holding Center
  - Adult and Alternative Education
  - Students With Disabilities

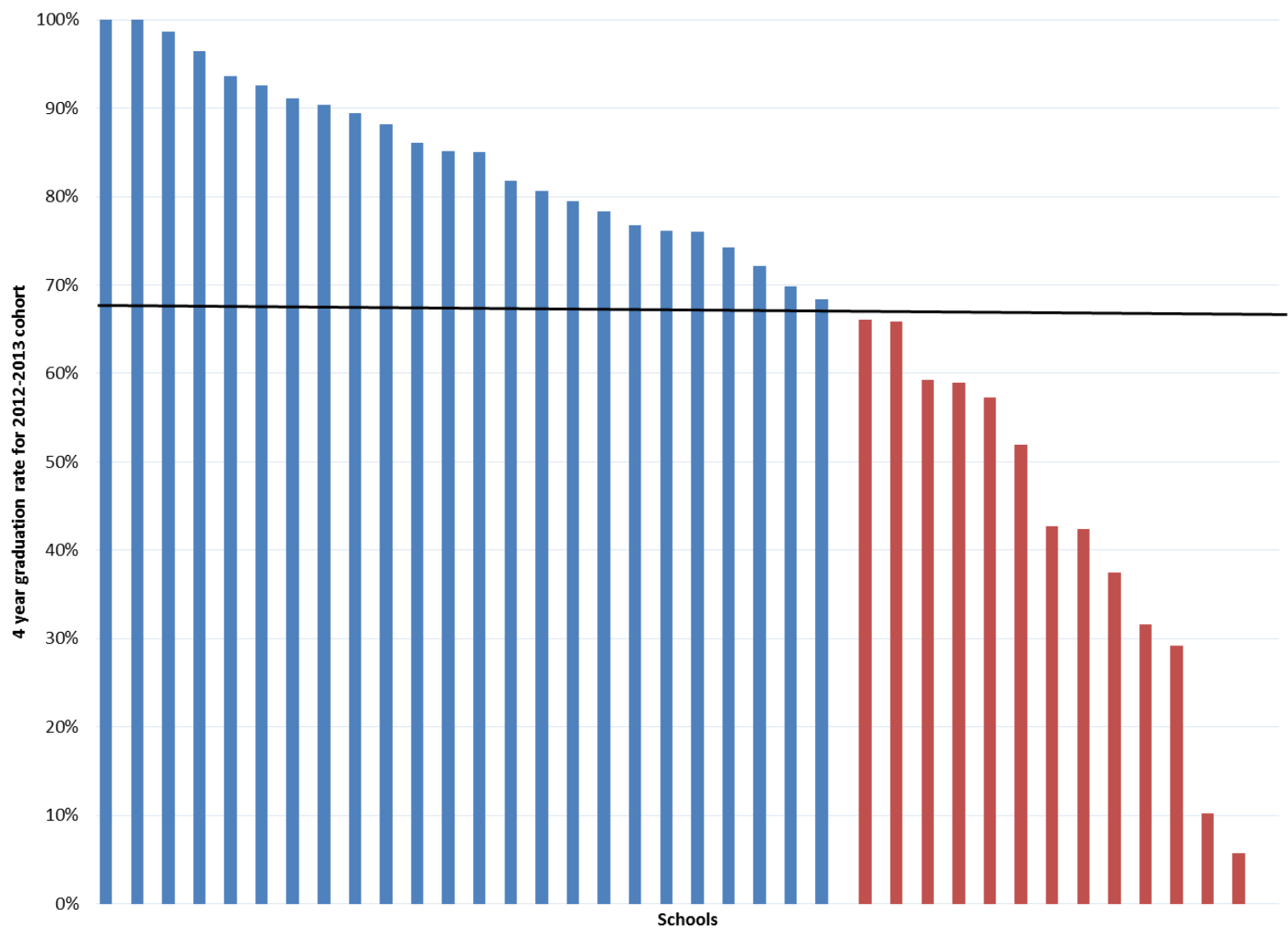


# Four-Year ACGR: Exclusions

- Students who have only attended a non-diploma-granting school while age 14 to 22
- Students whose most recent enrollment is at DYRS
- CFSA students whose most recent enrollment is at a public school out-of-state
- Students who first enrolled in a DC public school or public charter school four years after their first ninth grade year
- Students who transferred to home-schooling in another state or the same state, enrolled in a school in another state, enrolled in a private school in the same state, moved to a foreign country, died or are permanently incapacitated, or are in the Missing Child Clearinghouse



# Four-Year ACGR: DC Distribution





# Floors and Targets: Hypothetical Example

Formula: Possible Points \*  $\frac{(ACGR - \text{Floor})}{(\text{Target} - \text{Floor})}$

Hypothetical:

Floor: 45%

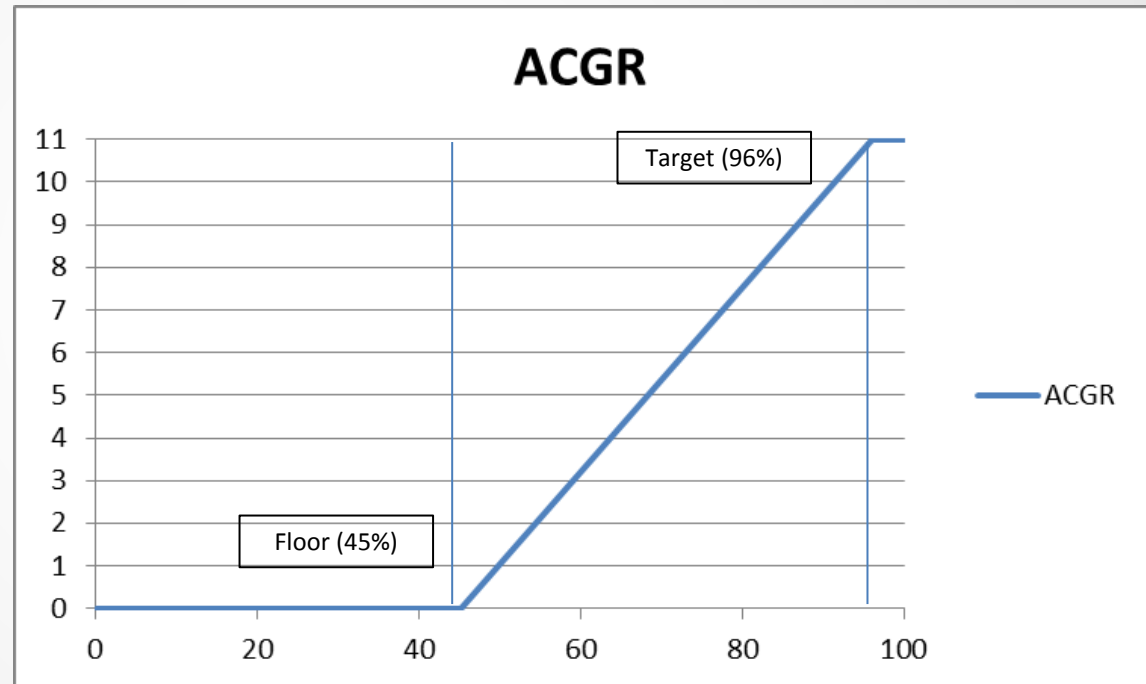
Target: 96%

School ACGR: 81%

$$11 \text{ points} * \frac{(81 - 45)}{(96 - 45)} =$$

$$11 \text{ points} * \frac{36}{51} =$$

$$11 \text{ points} * 0.71 = 7.76 \text{ points}$$







Metric Deep Dive:

Alternate Graduation Metric



# Alternate Graduation Metric: Overview

- The goal of the alternate graduation metric is to recognize and reward schools that are successfully graduating off-track students
- Each year, about 12-15% of graduates are “off-track” (meaning they have taken longer than four years to graduate)
- This metric is in addition to the Four-Year Adjusted Cohort Graduation Rate



# Alternate Grad Metric: Calculation

Number of students who Graduated as of  
August of the STAR Framework Year with a Regular Diploma

---

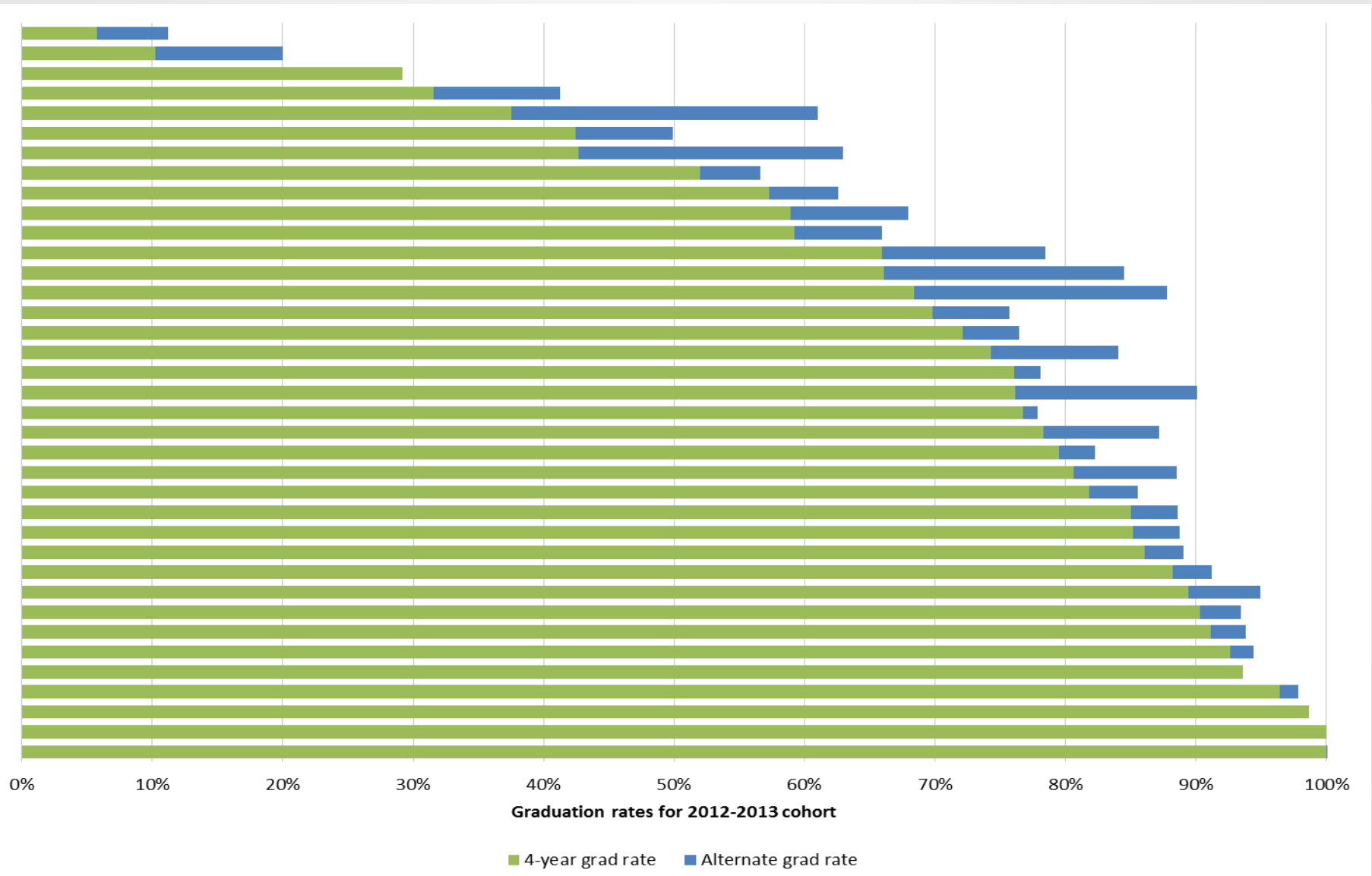
Number of students from the Adjusted Cohort

In contrast to ACGR, the Alternate Graduation metric accounts for all students who received a regular high school diploma that year, regardless of cohort, which could result in the calculated percentage exceeding 100%.

**Example:** The number of students from any adjusted cohort who graduated from high school with a regular diploma in the 2017-18 school year divided by the number of students in the 2014-15 adjusted cohort



# Alternate Graduation: DC Distribution





# Alt Grad: Hypothetical Point Calculation

To reward schools for graduating off-track students, the floor and target for the Alternate Graduation metric are the same as the floor and target for the ACRG metric.

Hypothetical:

Floor: 45%

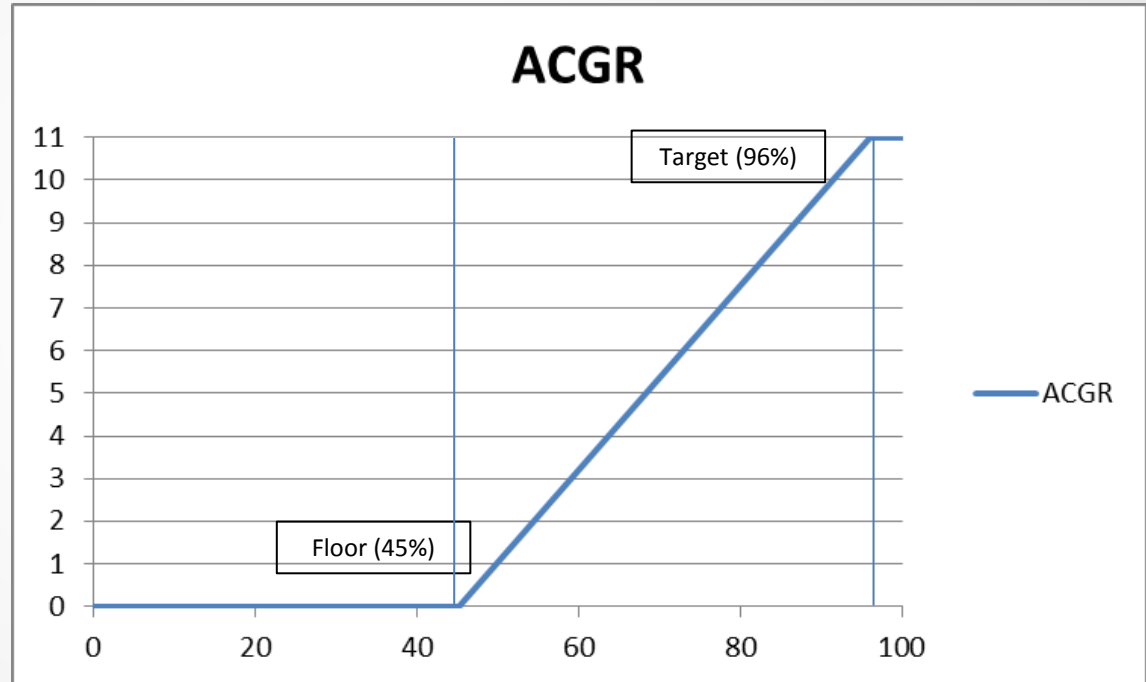
Target: 96%

School Alt Grad: 86%

$$9 \text{ points} * \frac{(86 - 45)}{(96 - 45)} =$$

$$9 \text{ points} * \frac{41}{51} =$$

$$9 \text{ points} * 0.80 = 8.84 \text{ points}$$





# Alternate Graduation: 3-year Graduates

Students who graduate in 3 years will be counted in the Alternate Graduation metric the year in which they graduate; these students will be counted in the ACGR metric the following year, when they would have been expected to graduate.

Example: James Harris graduated in 3 years. The chart below illustrates when he is included in the respective metrics.

STAR Framework Year	2017-18	2018-19
ACGR metric		✓
Alt Grad metric	✓	



Q&A



# Ways to Stay Engaged

- Send questions, concerns, additional feedback to [OSSE.ESSA@dc.gov](mailto:OSSE.ESSA@dc.gov)
- Prior materials and notes available on [www.osse.dc.gov/essa](http://www.osse.dc.gov/essa)