



DISTRICT OF COLUMBIA  
OFFICE OF THE STATE SUPERINTENDENT OF

# EDUCATION

## OSSE LMS Access for DC Educators

**LMS Purpose:** The purpose of the **OSSE Learning Management System (LMS)** is to empower educators, providers and administrative staff with a seamless learning and development system. The OSSE LMS organizes eLearning content in one centralized location, provides unlimited access to professional learning, and tracks and maintains progress for each user.

**How can I access the OSSE LMS?** All educators serving in DC public and public charter schools can gain access to the OSSE LMS platform by first establishing their **Single Sign On (SSO) login credentials** through the OSSE website: <https://osse.pl.powerschool.com>

**Why is OSSE using a Single Sign On (SSO) setup?** The main goal of SSO is to allow stakeholders to log in one time with one set of credentials to access applications and websites. OSSE will be using SSO for educators to access the LMS, School Health Profile, all Qlik apps, and the new special education data system (SEDS) coming later in 2023.

**What email address should I use for my SSO credentials?** DC educators must use the email address associated with their local education agency (LEA) where they are employed. This is the same email address that your LEA Data Manager submits to OSSE as part of the **All Staff Data Collection** (most likely your regular work email address for your school). If you are uncertain about which email address was submitted on your behalf, please contact your LEA Data Manager.

**STEP 1: Set up your SSO credentials:** Go to: <https://osse.pl.powerschool.com>. Click **“Sign up now.”**

DC.gov

Sign in with your social account

Google OSSE User

or

Sign in with your email address

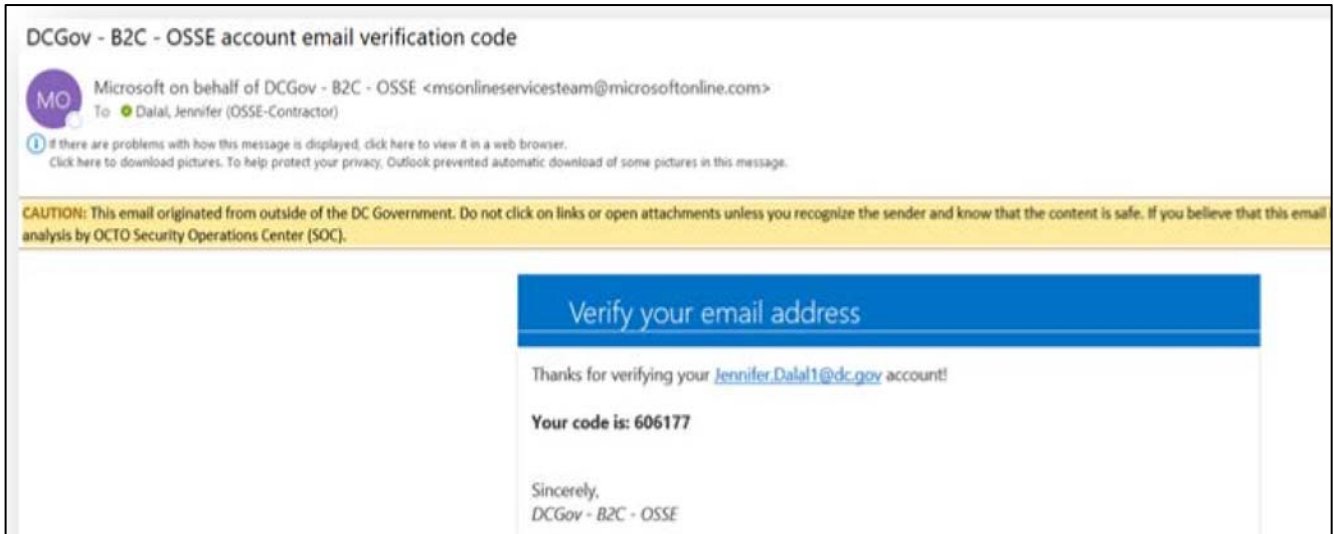
Email Address

Password [Forgot your password?](#)

Sign in

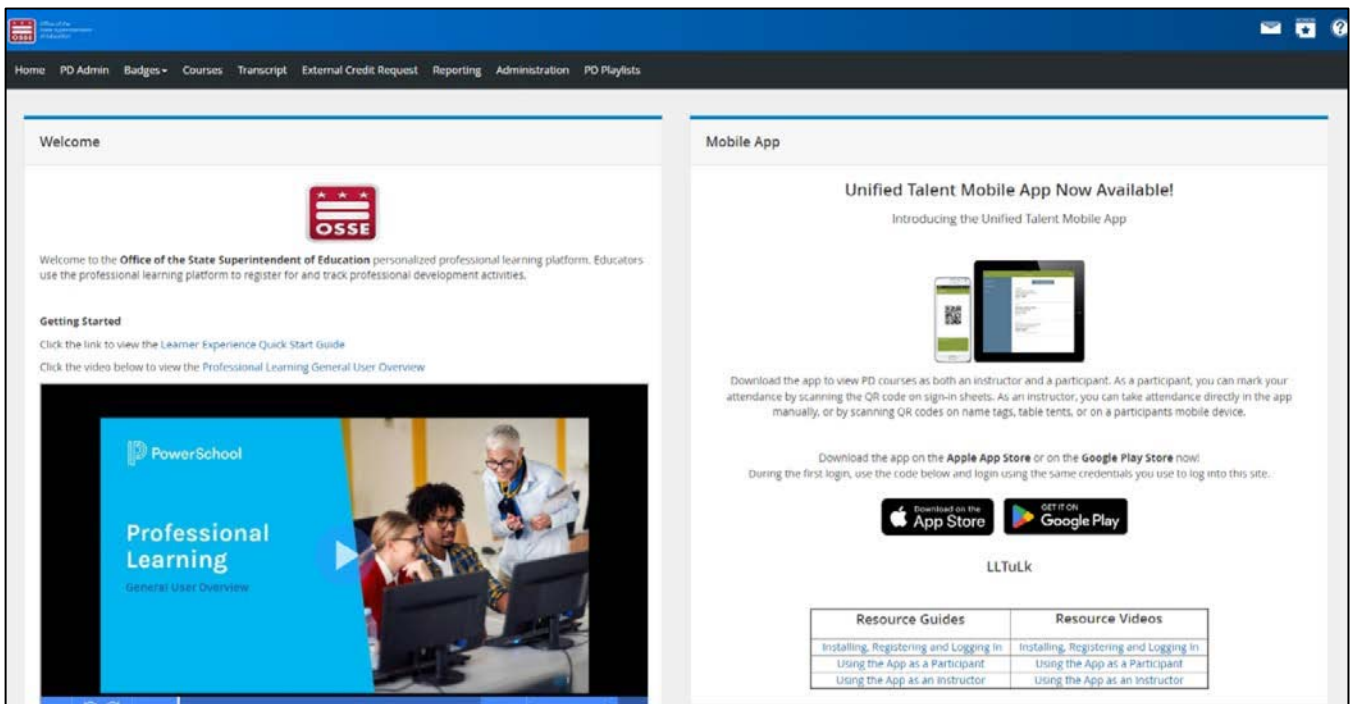
Don't have an account? [Sign up now](#)

**NOTE:** As part of the sign-up process, educators may need to **verify their email address**. A verification code will be sent to the educator’s email address from [MSonlineservicesteam@microsoftonline.com](mailto:MSonlineservicesteam@microsoftonline.com) with subject line “DCGov – B2C – OSSE account email verification code.” Here is a sample email:

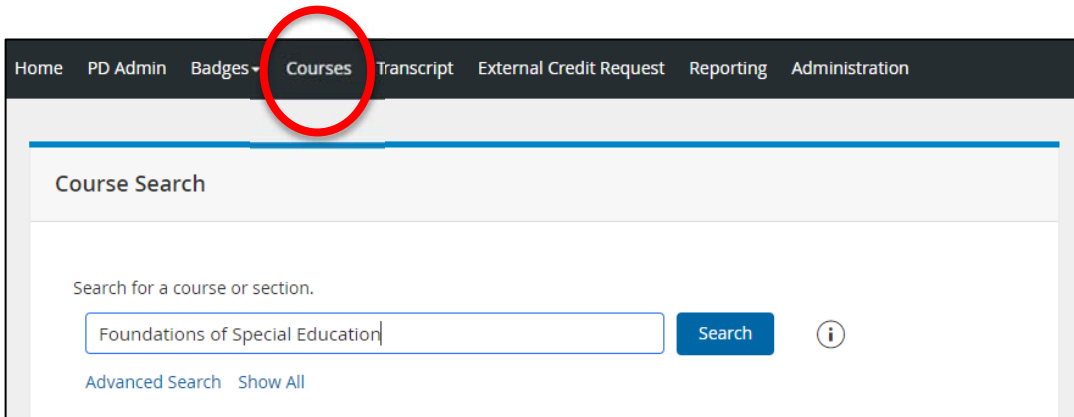


Use the verification code to continue establishing your SSO login credentials. You may need to utilize the “*Forgot your password?*” link if you are not automatically prompted to create a new password.

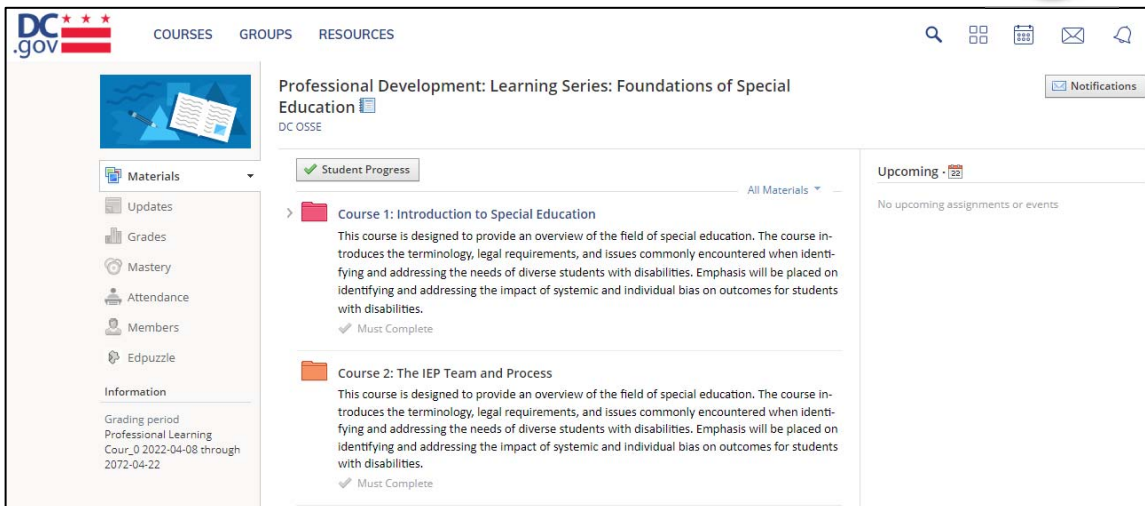
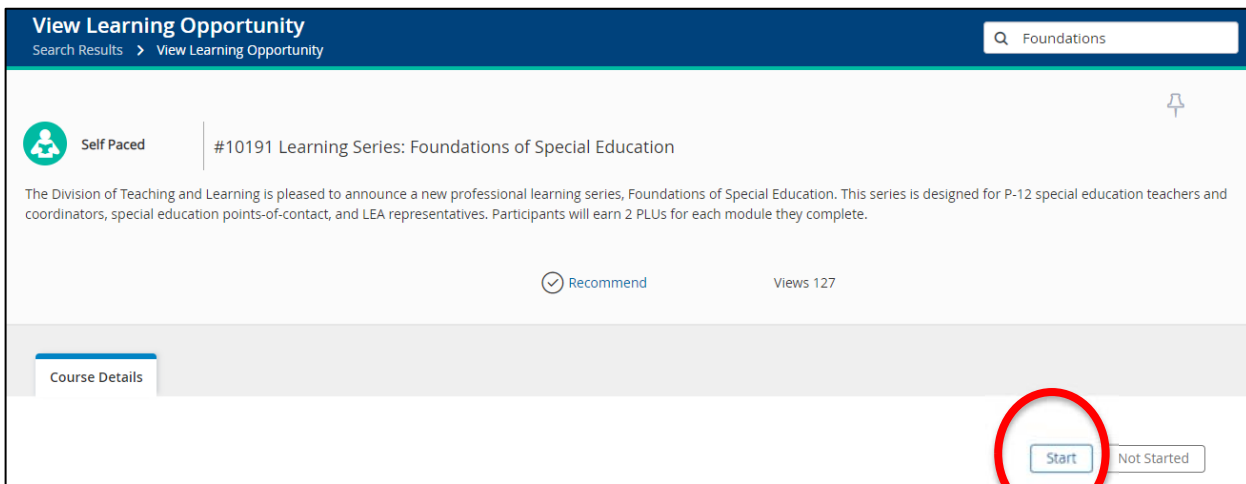
**STEP 2: Access the OSSE LMS:** Once you have established your SSO login credentials, you should be automatically redirected to the LMS login page. If not, then navigate to the OSSE LMS landing page at: <https://osse.pl.powerschool.com>. Login using your SSO credentials.



**STEP 3: Register for Courses:** Use the **Courses** tab to search for a specific course within the LMS. For example, when searching for the course series, *Foundations of Special Education*, use the key word 'Foundations' to locate the specific learning opportunity.

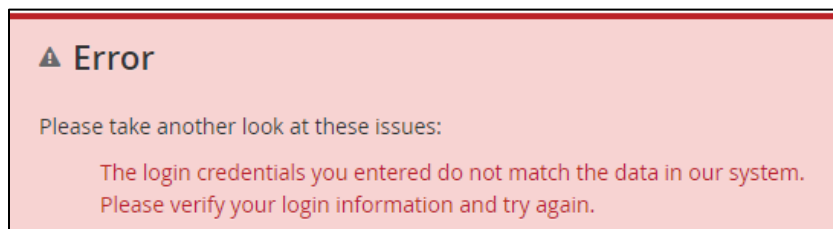


Upon registration for a course, the user should see a 'Start' button appear which will link the user to the actual course in the OSSE Schoology Platform.



**Troubleshooting Access to the OSSE LMS:** If you are not able to setup login credentials due to your email address not being recognized, please reach out to your **LEA Data Manager** to determine what email address was submitted to OSSE as part of the *All Staff Data Collection* and to receive additional support in troubleshooting LMS access.

If you do not know how to contact your LEA Data Manager, please ask your school building administrator to assist you in identifying and contacting your LEA Data Manager. Each LEA has at least one employee serving in this role, who is in regular contact with OSSE and who can submit a request for support from OSSE to troubleshoot data system access, including LMS access for educators. Potential errors an educator may see when attempting to log in to the LMS for the first time. If you experience either of these errors, please contact your LEA Data Manager for assistance in troubleshooting your access to the LMS.




**For LEA Data Managers:** If an educator is having trouble creating SSO login credentials on OSSE’s website, please confirm that the email used is the same email address provided to OSSE as part of the *All Staff Data Collection*. If you find that the educator’s email address is missing from the All Staff Data Collection, please edit the educator’s existing entry to include the correct email address. This can be done using the “Demographic Change” category in the All Staff IDS template. Please allow one business day for the change to take affect and feed into the PowerSchool LMS user profiles.

If you have updated the educator’s email address in the All Staff IDS template, but the educator is still experiencing access issues, please submit a ticket on their behalf to the [OSSE Support Tool \(OST\)](#). The OSSE Division of the Chief Information Officer (CIO) Data Liaison team will assist LEA Data Managers in resolving LMS access issues for educators. More resources for LEA Data Managers can be found at: <https://osse.dc.gov/page/resources-lea-data-managers>.

### Additional Resources for Educators

Utilize the *Learner Experience Quick Start Guide* or view the *Professional Learning General User Overview* video to get started in navigating OSSE's LMS platform. These resources are displayed on the LMS homepage welcome screen.

Welcome



**Getting Started**

Click the link to view the [Learner Experience Quick Start Guide](#)

Click the video below to view the [Professional Learning General User Overview](#)

**Professional Learning**  
General User Overview

PowerSchool

0:00 | 5:06