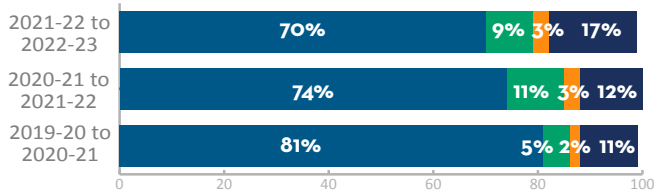




In the 2022-23 school year, the District of Columbia has 254 schools in 71 local education agencies (LEAs). These LEAs employ 8,895 teachers, 235 principals, 279 school counselors, 591 special education support staff, and 6,775 other school-based staff that serve over 97,000 students.

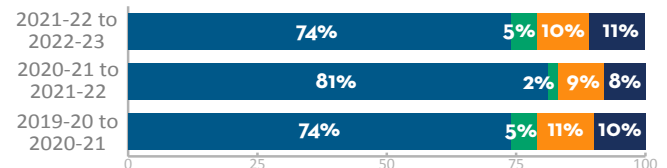
TEACHER RETENTION

In the 2022-23 school year, 79 percent of teachers were retained as teachers in DC, and 70 percent of teachers were retained as teachers in the same school at which they taught in the 2021-22 school year.

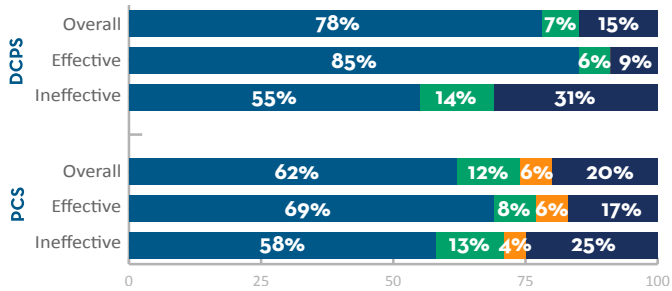


PRINCIPAL RETENTION

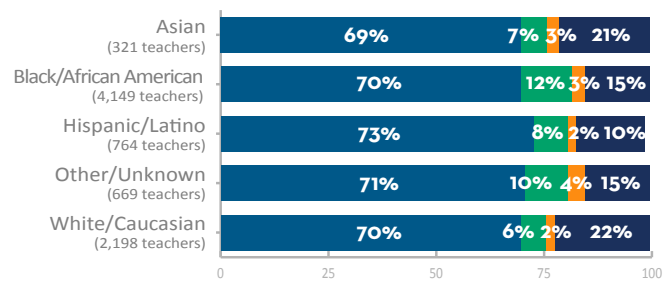
In the 2022-23 school year, 79 percent of principals were retained as principals in DC, and 74 percent of principals were retained as principals in the same school they led in the 2021-22 school year.



Teacher Retention by Effectiveness Rating and Sector* SY 2021-22 to SY 2022-23



Teacher Retention by Race/Ethnicity SY 2021-22 to SY 2022-23



Across sectors, teacher retention is higher at DCPS than at DC public charter schools (78 percent vs. 62 percent). Teacher retention also differs based on teacher effectiveness, with both sectors retaining teachers deemed effective by their employers at higher rates than ineffective teachers.* At DCPS, effective teachers are retained at considerably higher rates than ineffective teachers (85 percent vs. 55 percent). At public charter schools, effective teachers are retained at moderately higher rates than ineffective teachers (69 percent vs. 58 percent).

Research consistently demonstrates the importance of a racially and ethnically diverse teacher workforce. Citywide, the education system retains teachers of different races and ethnicities at slightly different rates.

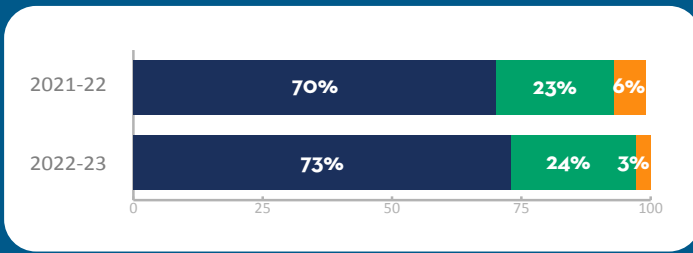
KEY

- **Stayer** (Same role type, same school)
- **Mover** (Same role type, new school)
- **Changer** (New role type)
- **Leaver** (No longer employed at a public LEA in DC)

* School leaders evaluate the effectiveness of their teachers based on their school or LEA evaluation systems. DC LEAs measure teacher effectiveness using distinct performance evaluation systems. This graph disaggregates retention data by sector to enable readers to distinguish between the unified system used by DCPS and the variety of systems used by public charter schools in the District of Columbia.

DISTRICT OF COLUMBIA EDUCATOR RETENTION

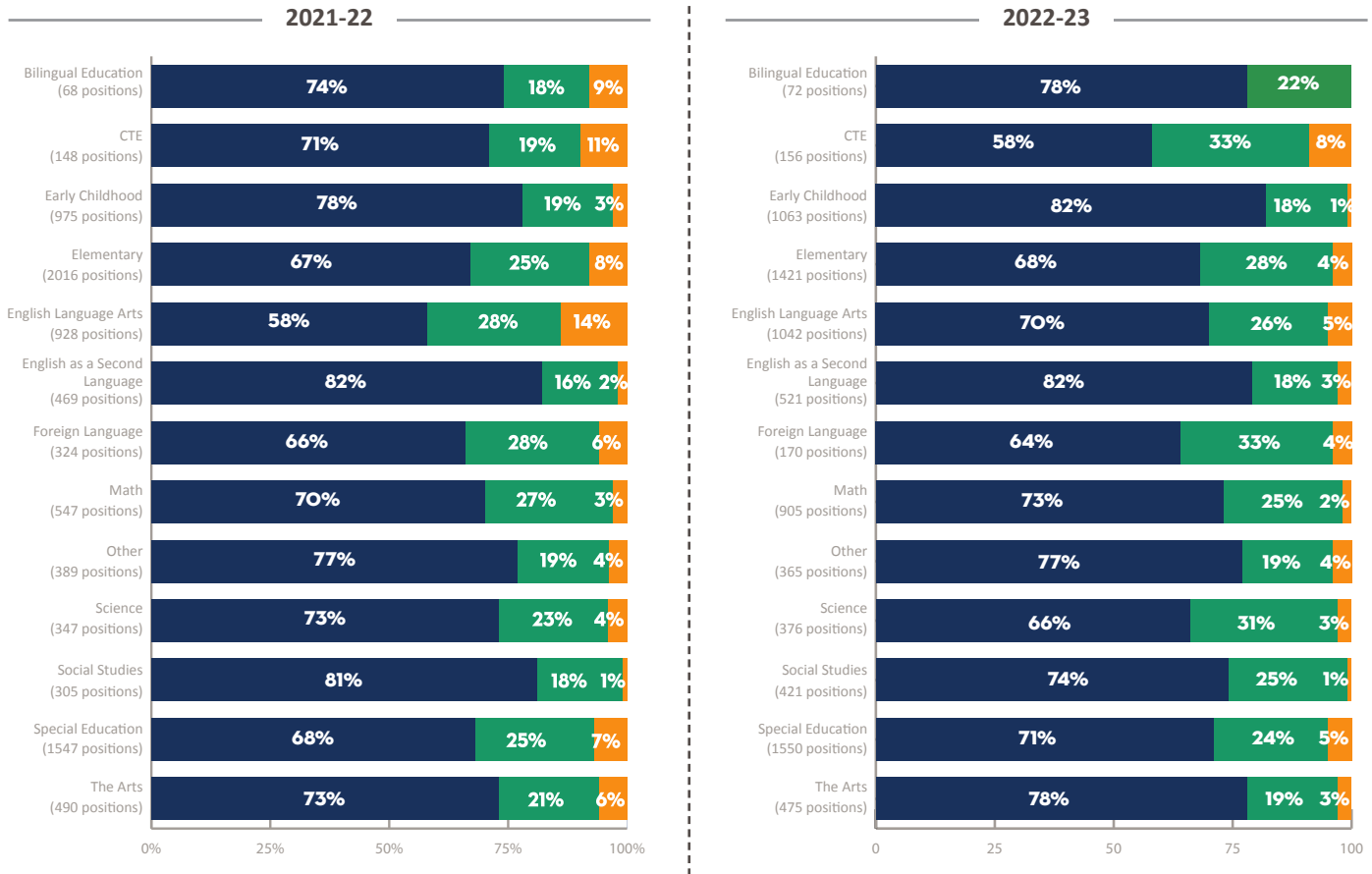
CITYWIDE TEACHING POSITIONS



On Oct. 5 of the 2022-23 school year, 73 percent of teaching positions were filled by returning teachers, 24 percent were filled by teachers new to their positions, and 3 percent were vacant. This is half the vacancy rate on Oct. 5 of the 2021-22 school year.

CITYWIDE TEACHING POSITIONS BY SUBJECT

On Oct. 5 of the 2022-23 school year, positions were filled in different subjects at varying rates with the vacancy rate being the highest in Career Technical Education and the lowest in Social Studies. Retention rates were highest in Early Childhood Education and lowest in Career Technical Education.



KEY

- **Returning** (returned to subject, gradeband, and school)
- **Filled** (new to subject, gradeband, and/or school)
- **Vacant** (positions vacant as of Oct. 5 of the given school year)