



Capital Quality Rating Calculation Webinar

*Child Development Homes/Child Development Expanded Homes
with Only One Year of Valid Observation Data*

March 2024

Agenda

- Timeline for 2024 Capital Quality Rating and Designation Process
- Capital Quality Rating and Designation Overview
- Policies for All Facilities with 2023 One Year of Valid Observation Data (Including Preliminary)
- Capital Quality Rating Calculation Using One Year of Valid Observation Data
- Next Steps

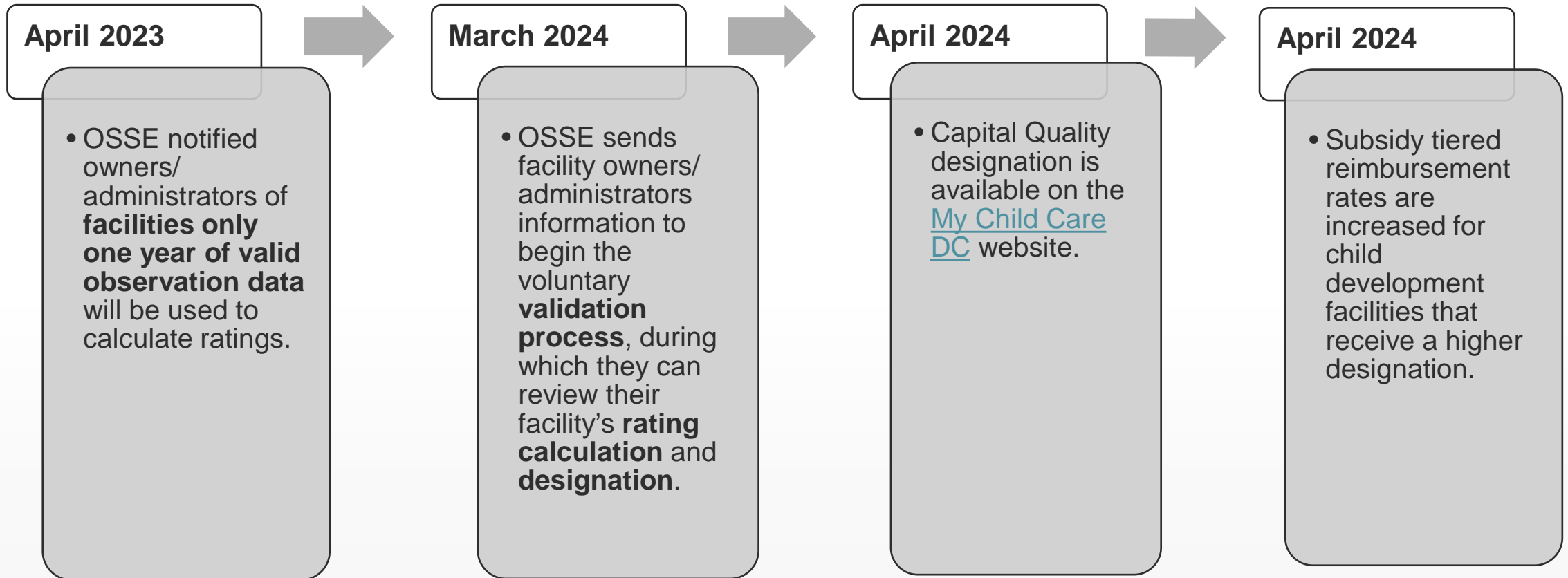


Timeline for 2024 Capital Quality Rating and Designation Process



Capital Quality Rating and Designation Overview

Timeline for 2024 Capital Quality Rating and Designation Process



Capital Quality Rating and Designation Definitions

Framework

- The Capital Quality category based on the type of setting (home or center) and the age groups of children served (birth to 5). The framework is then used in combination with the metric and informs the way in which the rating is calculated to determine a Capital Quality designation.

Metric

- Instruments or indicators used to assess performance in each area defined, commonly known as measures.

Floor

- The minimum value for which any points are earned (for all metrics), indicating the minimum level of performance acceptable for a facility to receive points in the Capital Quality rating system.

Target

- The value at which the maximum points for a metric are earned, indicating the desired level of performance in achieving the stated outcome in the Capital Quality rating system.

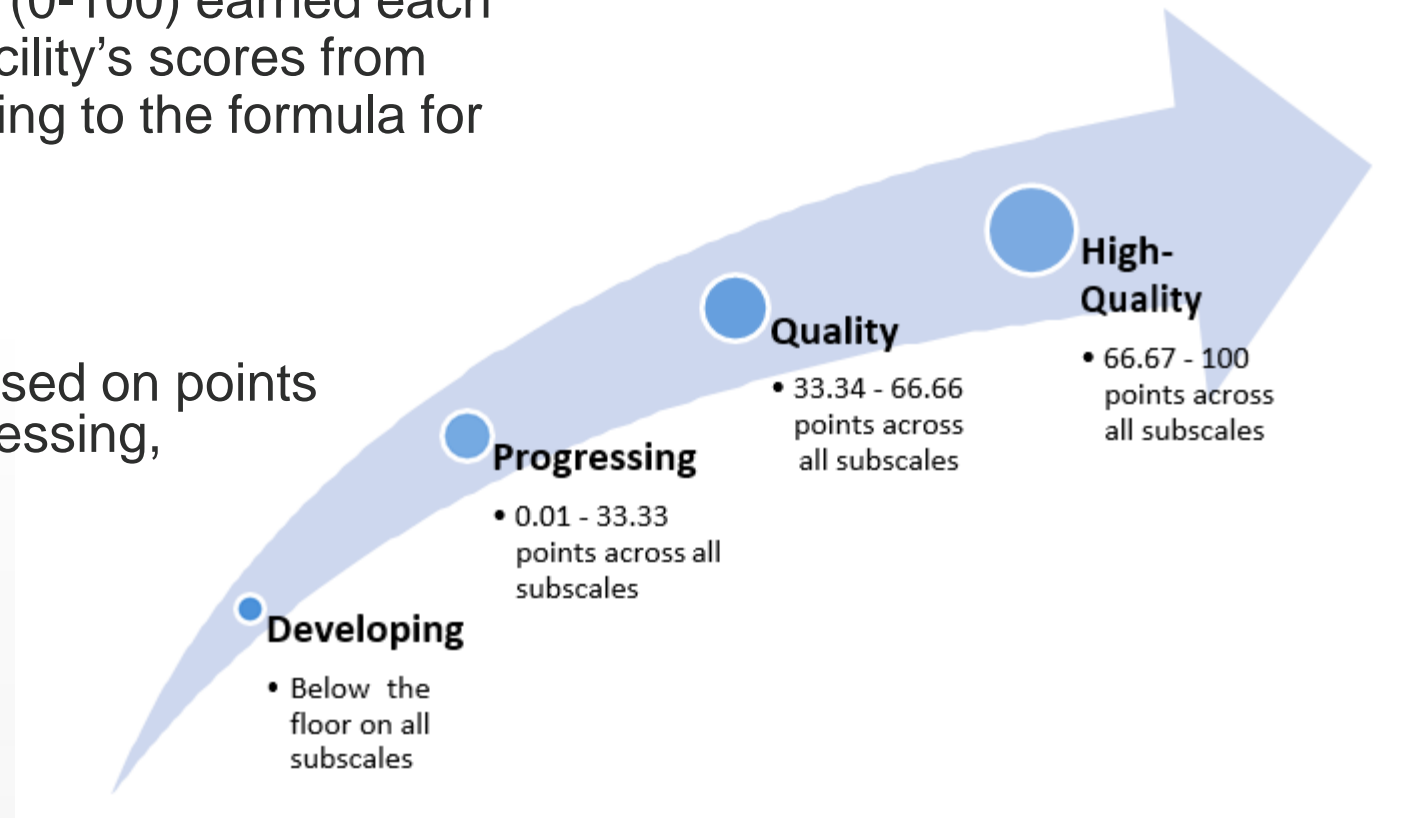
Capital Quality Rating and Designation Definitions

Rating

- Refers to the numeric score (0-100) earned each year upon calculating the facility's scores from each of their metrics according to the formula for their framework.

Designation

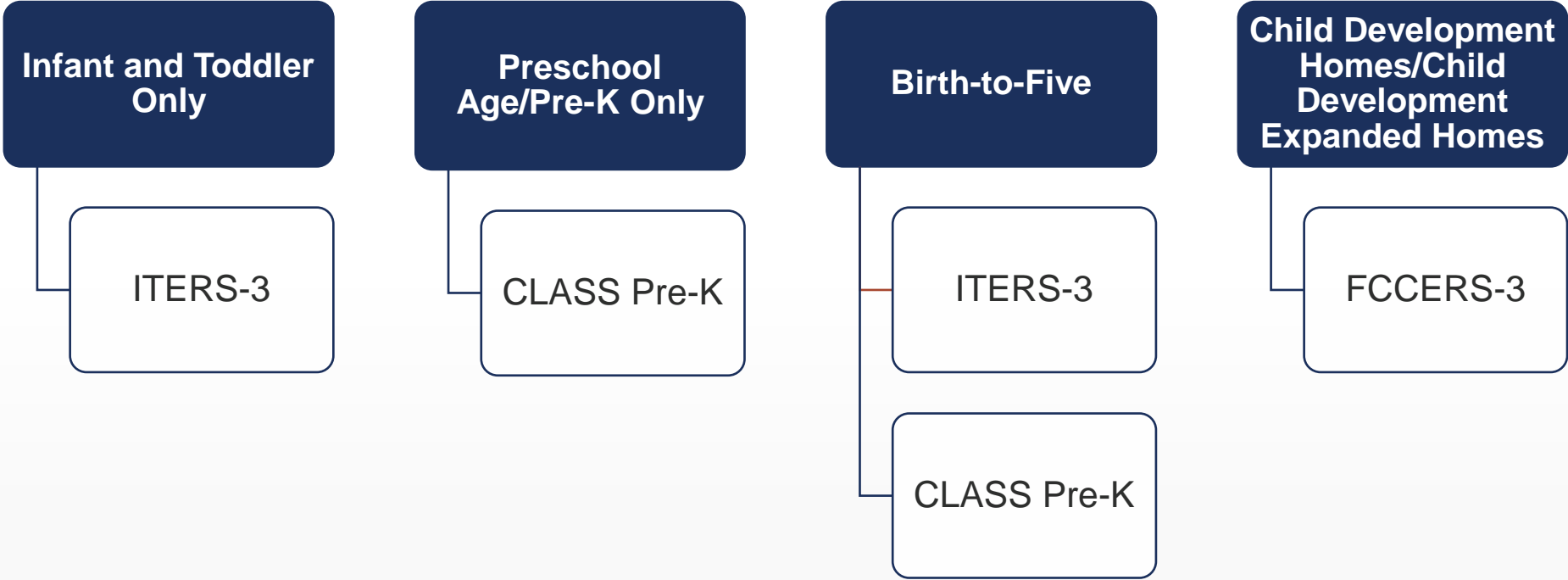
- A facility's level of quality based on points earned – Developing, Progressing, Quality or High-Quality.



Capital Quality Metrics

- **Environment Rating Scales (ERS)**
 - Infant/Toddler Environment Rating Scale, Third Edition (ITERS-3)
 - Family Child Care Environment Rating Scale, Third Edition (FCCERS-3)
- **Classroom Assessment Scoring System Pre-K (CLASS Pre-K)**
- **Floors and targets for each metric are research-based**

Capital Quality Frameworks and Metrics



ERS Overview

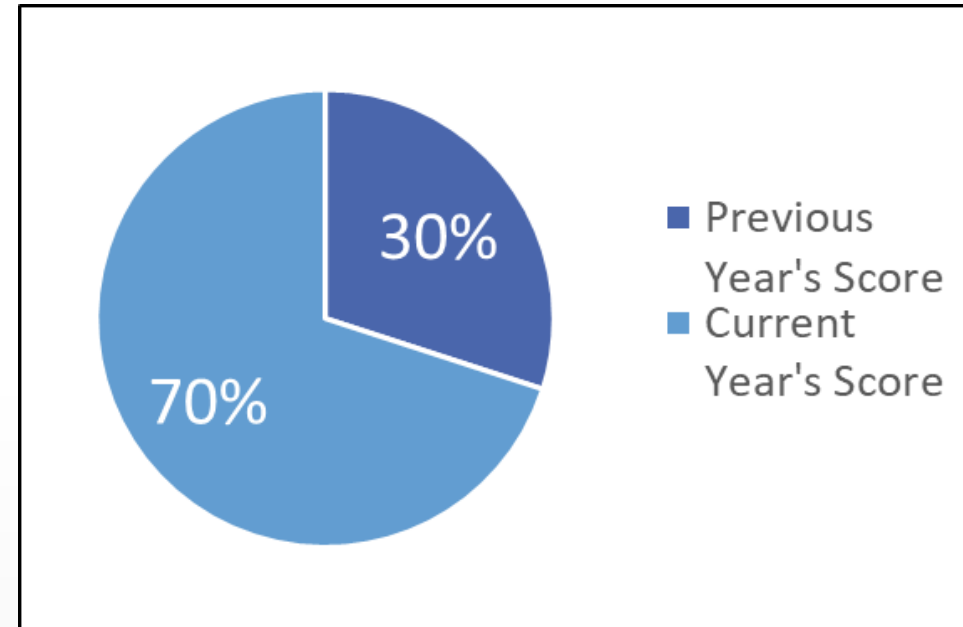
- ITERS-3 and FCCERS-3 items measure the extent to which early care and education environments promote children's health and safety and stimulate children through language, activities and warm, supportive interactions with adults. These items are organized into six subscales:
 - Space and Furnishings;
 - Personal Care Routines;
 - Language and Books;
 - Activities;
 - Interaction; and
 - Program Structure.
- Each item is scored on a scale of 1 to 7 with higher scores indicating higher quality.

What do the ERS floors and targets represent?

Metric	How do they differ?	What does the floor score represent?	What does the target score represent?
ITERS-3	Designed for use in infant and toddler classrooms	Score: 3 Indicated <i>minimal</i> quality <ul style="list-style-type: none"> Books are in good repair Occasional smiling, talking, affection with children Schedule meets the needs of most of the children Attention is on caregiving Moderate amount of talking 	Score: 6 Indicated <u>good to excellent quality</u> <ul style="list-style-type: none"> Books are set-up for independent and shared use Frequent interaction that is responsive to child's mood and needs Schedule is modified to meet children's needs Supervision is individualized Wide range of vocabulary used/verbal play with children
FCCERS-3	Designed for use in family child care settings		

Capital Quality Rating

- In general, when calculating a Capital Quality rating, 70 percent of the score is based on each metric from the current year and 30 percent of the score is based on each metric from the previous year.
- In some cases, the current year's scores and the previous year's scores will not be the two most recent calendar years for which OSSE has valid observation data. This means the previous year's score and the current year's score used in the rating calculation may not be consecutive calendar years (e.g., calendar year 2023 score used for previous year's score and calendar year 2025 score used for current year's score in rating calculation).





Policies for Facilities with Only One Year of Valid Observation Data and Policies for 2024 Using One Year of Valid Observation Data

Facilities with Only One Year of Valid Observation Data and All Participating Facilities in 2024

- OSSE will calculate the Capital Quality rating and designation using **one year of valid observation data from the 2023 calendar year** in which valid observation data were collected, including Preliminary facilities.
- For all facilities with one year of valid observation data, this one year of valid observation data will be **“weighted” 100 percent** in the rating calculation.
- This rating may result in a change in a facility’s designation (to Developing, Progressing, Quality or High-Quality) based on one year of data.
- **The rating and designation using one year of valid observation data for all facilities will be in effect until facilities have two years of valid observation data**, at which point OSSE will calculate the rating and designation using the two most recent years of valid observation data.



Capital Quality Rating Calculation Using One Year of Valid Observation Data

Rating Calculation

- The Capital Quality rating for child development homes/child development expanded homes using one year of valid observation data is calculated using the total FCCERS-3 score relative to the target and floor.
- Using an example facility, the following slides demonstrate how the FCCERS-3 score is used to calculate a Capital Quality **rating** which translates into a Capital Quality **designation**.

Rating Calculation

In this example, this child development home/child development expanded home earned a score of 4.8 on FCCERS-3. For FCCERS-3, the floor is a 3 and the target is a 6.

FCCERS-3 Score: 4.8

Target: 6

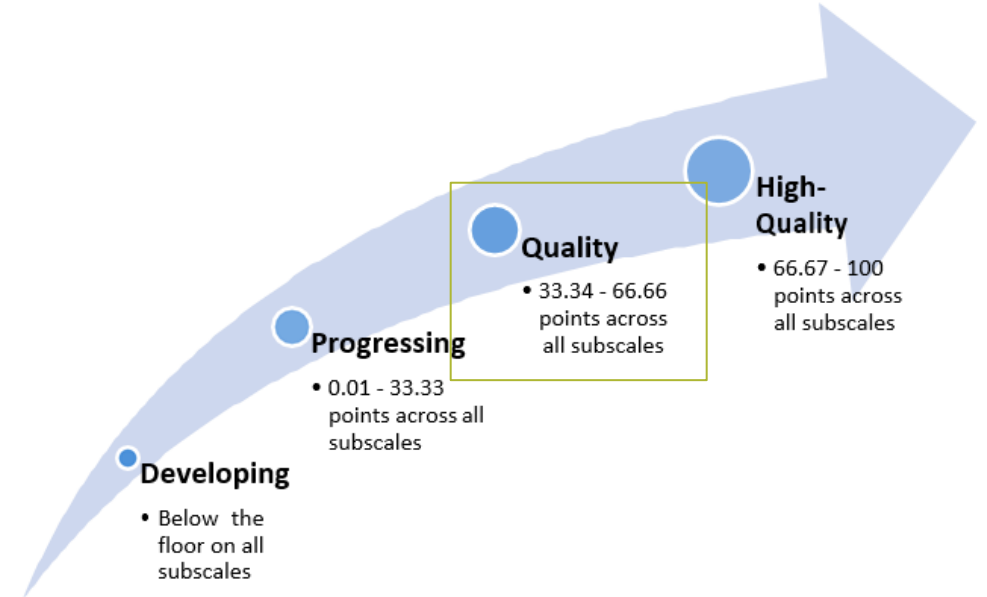
Floor: 3

The following formula is used to calculate the framework's Capital Quality rating using one year of valid observation data:

Framework Points Earned

$$100 \times \left(\frac{\text{Score} - \text{Floor}}{\text{Target} - \text{Floor}} \right)$$

Rating Calculation



Insert the FCCERS-3 score (4.8), floor (3) and target (6) into the equation. Then, calculate.

$$100 \times \left(\frac{\text{Score} - \text{Floor}}{\text{Target} - \text{Floor}} \right)$$

$$100 \times \left(\frac{4.8 - 3}{6 - 3} \right)$$

$$100 \times \left(\frac{1.8}{3} \right) = 60.00$$

This rating of 60 points translates to a Quality designation, meaning this facility would earn a Capital Quality designation of Quality.

Capital Quality Designation: Quality



Next Steps

Next Steps

- A recording of this webinar will be posted on the OSSE website at osse.dc.gov/page/capital-quality-qris.
- The 2024 validation period is March-April.
- Email CapitalQuality@dc.gov with any questions.



Thank you!

FIND US

ADDRESS:

1050 First St. NE,
Washington, DC 20002

EMAIL:

CapitalQuality@dc.gov

GET SOCIAL



facebook.com/ossedc



twitter.com/ossedc



youtube.com/DCEducation



www.osse.dc.gov