



# Capital Quality Framework Webinar

Preschool Age/Pre-K Only

Aug. 30, 2019



# Agenda

- Revised Timeline for 2018-2019 Capital Quality Rating and Designation Process
- Capital Quality Rating and Designation
- Next Steps



# Revised Timeline for 2018- 2019 Capital Quality Rating and Designation Process



# Revised Timeline

OSSE will complete the 2018-2019 Capital Quality rating and designation process for all child development facilities participating in Capital Quality (i.e., Pilot, Group Two, Group Three and Group Four) according to the revised timeline shown in Table 1. For reference, the previous timeline is also shown in Table 1 marked with ~~strikethrough~~.

Table 1. Revised Timeline

Action	Pilot and Group Two	Group Three	Group Four
Capital Quality designation determined		<del>Spring/Summer 2019</del> Fall 2019	
Tiered reimbursement changes <b>only</b> if facility designation is <b>higher</b>		<del>Spring/Summer 2019</del> Fall 2019	
Hold harmless policy ends; tiered reimbursement aligns to facility designation whether higher or lower	Fall 2020	Fall 2021	Fall 2022



# Capital Quality Rating and Designation



# Capital Quality Rating and Designation Definitions

## Framework

- The Capital Quality category based on the type of setting (home or center) and the age groups of children served (birth-to-five). The framework is then used in combination with the metric and informs the way in which the rating is calculated to determine a Capital Quality designation.

## Metric

- Instruments or indicators used to assess performance in each area defined, commonly known as measures.

## Floor

- The minimum value for which any points are awarded (for all metrics), indicating the minimum level of performance acceptable for a program to receive points in the Capital Quality rating system.

## Target

- The value at which the maximum points for a metric are awarded, indicating the desired level of performance in achieving the stated outcome in the Capital Quality rating system.

## Rating

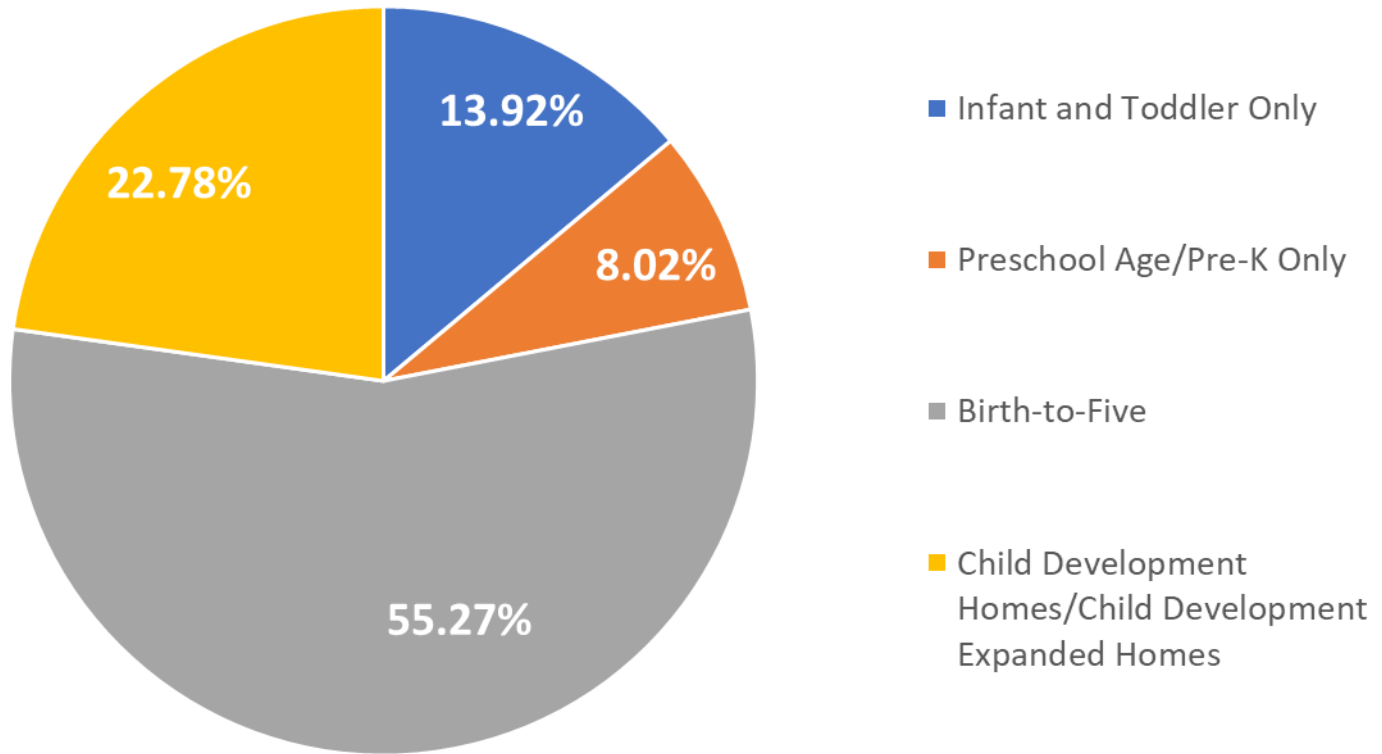
- Refers to the numeric score earned each year upon calculating the facility's scores from each of their metrics according to the formula for their framework.

## Designation

- A facility's level of quality based on points earned – Developing, Progressing, Quality or High-Quality.
  - Note: Facilities can also be designated Preliminary when they are still in the process of being rated to determine their Capital Quality designation of Developing, Progressing, Quality or High-Quality.



# Program Distribution by Framework

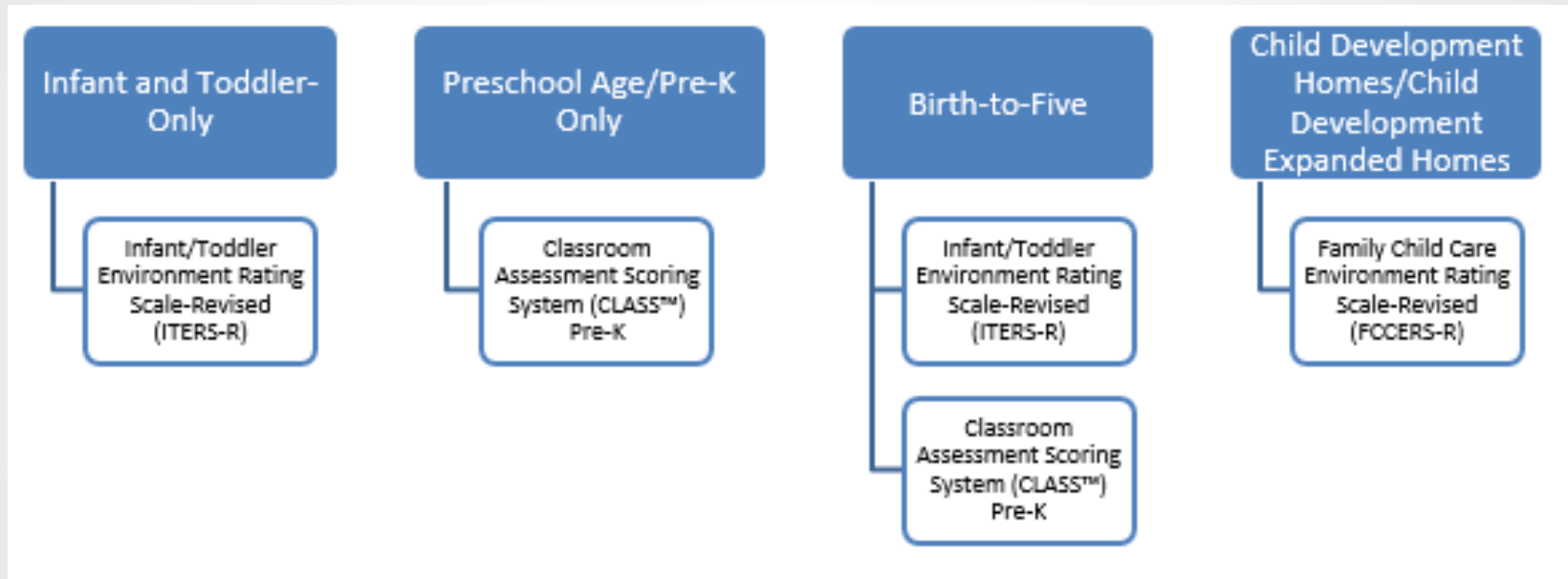


N = 237

Program Year: 2018-2019



# Capital Quality Frameworks and Metrics







# Capital Quality Rating Metrics

## **Environment Rating Scales (ERS):**

- Infant/Toddler Environment Rating Scale-Revised (ITERS-R)
- Family Child Care Environment Rating Scale-Revised (FCCERS-R)

## **Classroom Assessment Scoring System for Pre-K (CLASS™ Pre-K)**

Floors and targets are **research-based**.



# CLASS Overview

- **CLASS™ Pre-K** measures the quality of teacher-child interactions in preschool classroom settings
- The CLASS metric is comprised of **three domains**, each with its own floor and target:
  - Emotional Support
  - Classroom Organization
  - Instructional Support
- Each domain is comprised of dimensions that are scored on a scale of **1 to 7**
  - Higher scores for each domain indicate higher quality



# What do CLASS™ Pre-K floors and targets represent?

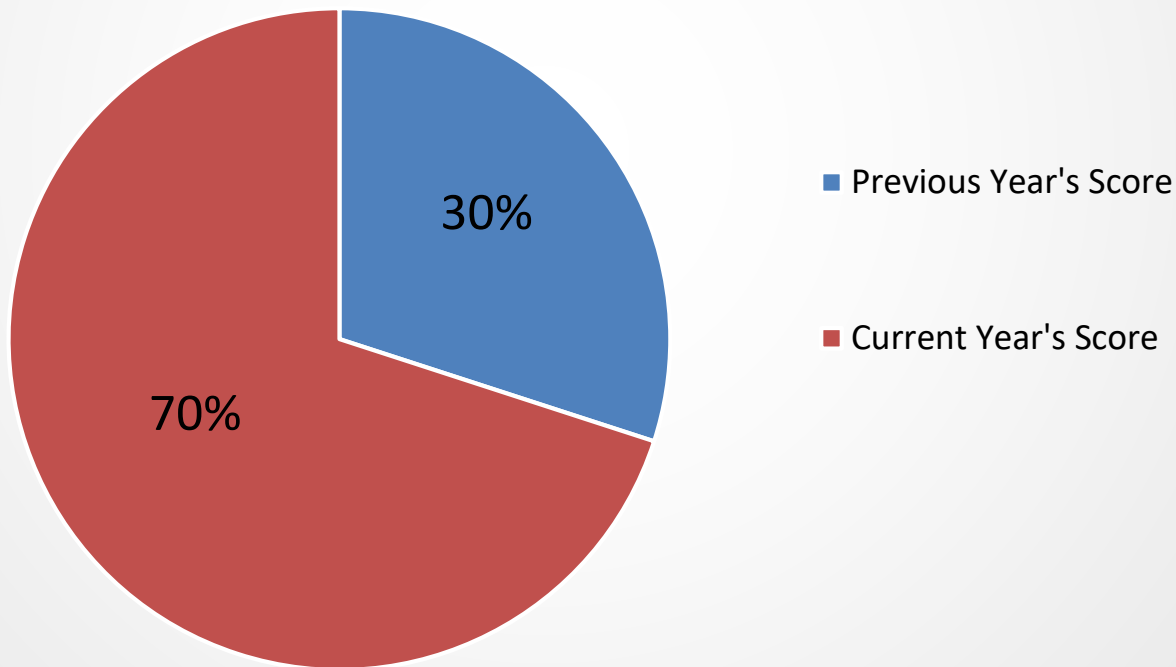
CLASS™ Pre-K Domain	What does it measure?	What does the Floor Score represent?	What does the Target Score represent?
<b>Emotional Support</b>	Measures teachers' efforts to support children's social and emotional functioning (e.g., teacher sensitivity, emotional connection)	<b>Score: 4.5</b> Some evidence that the teachers and children share warm, supportive relationships, yet teachers are only sometimes aware of children who need support or attention	<b>Score: 6.0</b> Evidence of frequent positive communication between teachers and children; teachers consistently are flexible, go along with child's ideas and organize instruction around child interests
<b>Classroom Organization</b>	Measures classroom-level organization (e.g., behavior management, routines)	<b>Score: 4.5</b> Some evidence that rules/expectations may be stated clearly, but are inconsistently enforced by the teachers	<b>Score: 6.0</b> Consistent evidence that teachers are proactive, monitor the classroom effectively to prevent problems from developing; they focus on positives and making use of subtle cues
<b>Instructional Support</b>	Measures the ways in which teachers effectively support cognitive and language development in their classrooms (e.g., language modeling, asking open-ended questions)	<b>Score: 2.0</b> Evidence that teachers rarely provide scaffolding and ignore problems in understanding; feedback to children is often perfunctory (yes/no that's right/wrong)	<b>Score: 4.0</b> Evidence of occasional use of discussions that promote analysis and reasoning; sometimes feedback loops promote exchanges, other times not



# Capital Quality Rating

- 70 percent of the rating is calculated using metric scores from the current year
- 30 percent of the rating is calculated using metric scores from the previous year

## Capital Quality Rating

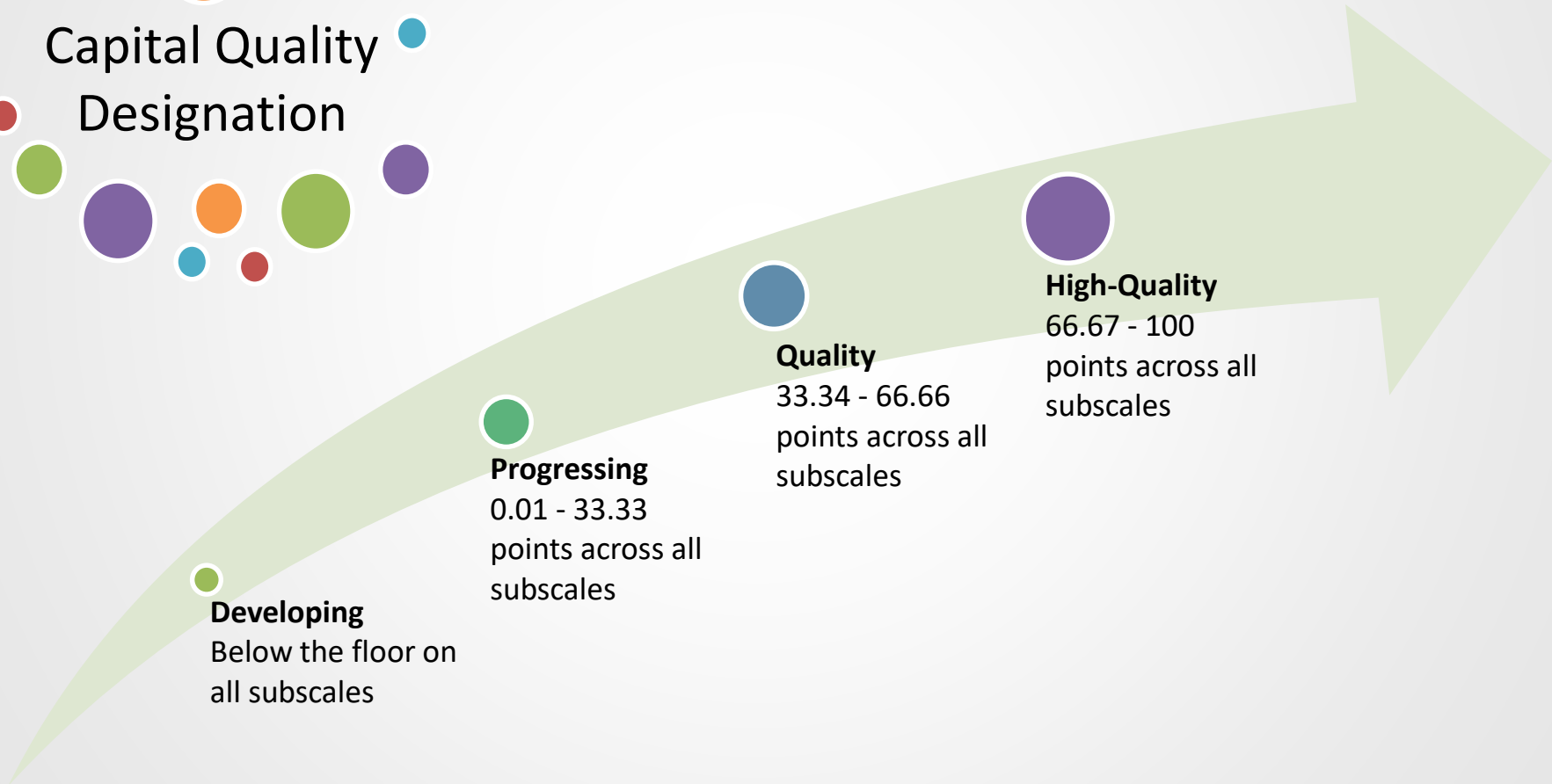




# Determining Designations



## Capital Quality Designation





# Capital Quality Rating

## Preschool Age/Pre-K Only

- The Capital Quality rating for the preschool age/pre-K only framework is determined using each of the three CLASS domains (i.e., Emotional Support, Classroom Organization, Instructional Support) for the current year and the previous year, relative to the target and floor.
- Using an example facility, the following slides demonstrate how the CLASS scores translate into a Capital Quality designation.



# Capital Quality Rating

## Preschool Age/Pre-K Only

Total Possible Points

Total Possible Points: 100

Possible Points by Year

Current Year: 70 Points  
Previous Year: 30 Points

CLASS Domain Scores

ES 23.33	CO 23.33	IS 23.33	ES 10	CO 10	IS 10
-------------	-------------	-------------	----------	----------	----------

Domain Points Earned

$$23.33 * \frac{(\text{Current Year Score} - \text{Floor})}{(\text{Target} - \text{Floor})} + 10 * \frac{(\text{Previous Year Score} - \text{Floor})}{(\text{Target} - \text{Floor})}$$



# Capital Quality Rating

## Preschool Age/Pre-K Only

Each domain of CLASS has a different floor and target, which is presented in the tables below. In this example, this Preschool Age/Pre-K Only facility's current year's scores are presented in blue and previous year's scores are presented in purple for each CLASS domain.

<b>Emotional Support</b> Current year's score: 5.5 Previous year's score: 5.0  Target: 6 Floor: 4.5	<b>Classroom Organization</b> Current year's score: 6.1 Previous year's score: 6.3  Target: 6 Floor: 4.5	<b>Instructional Support</b> Current year's score: 2.56 Previous year's score: 2.0  Target: 4 Floor: 2
--	---	---

The following formula is used to calculate the points earned in each domain for each year:

$$\begin{aligned} & \text{Points Earned for Each Domain} \\ & = 23.33 \times \left( \frac{\text{Current Year's Score} - \text{Floor}}{\text{Target} - \text{Floor}} \right) + 10 \times \left( \frac{\text{Previous Year's Score} - \text{Floor}}{\text{Target} - \text{Floor}} \right) \end{aligned}$$





# Capital Quality Rating

## Preschool Age/Pre-K Only

To calculate the framework points earned for CLASS, the current year's points and previous year's points are calculated separately for each domain as illustrated below:

### Emotional Support

$$23.33 \times \left( \frac{\text{Current Year's Score} - \text{Floor}}{\text{Target} - \text{Floor}} \right)$$

$$23.33 \times \left( \frac{5.5 - 4.5}{6 - 4.5} \right)$$

$$23.33 \times \left( \frac{1.0}{1.5} \right) = 15.55$$

$$10 \times \left( \frac{\text{Previous Year's Score} - \text{Floor}}{\text{Target} - \text{Floor}} \right)$$

$$10 \times \left( \frac{5.0 - 4.5}{6 - 4.5} \right)$$

$$10 \times \left( \frac{0.5}{1.5} \right) = 3.33$$

$$15.55 + 3.33 = 18.88 \text{ points}$$

In this example, the Preschool Age/Pre-K Only facility earns **18.88 points** for Emotional Support.



# Capital Quality Rating

## Preschool Age/Pre-K Only

### Classroom Organization

$$23.33 \times \left( \frac{\text{Current Year's Score} - \text{Floor}}{\text{Target} - \text{Floor}} \right)$$

$$23.33 \times \left( \frac{6.1 - 4.5}{6 - 4.5} \right)$$

$$23.33 \times \left( \frac{1.6}{1.5} \right) = 24.89$$

$$24.89 \rightarrow 23.33 \text{ points}$$

$$10 \times \left( \frac{\text{Previous Year's Score} - \text{Floor}}{\text{Target} - \text{Floor}} \right)$$

$$10 \times \left( \frac{6.3 - 4.5}{6 - 4.5} \right)$$

$$10 \times \left( \frac{1.8}{1.5} \right) = 12.00$$

$$12.00 \rightarrow 10.00 \text{ points}$$

$$23.33 + 10.00 = 33.30 \text{ points}$$

In this example, the Preschool Age/Pre-K Only facility earns 24.89 points in Classroom Organization in the current year, but the maximum number of points that can be earned in each domain is 23.33 points in the current year. In the previous year, the facility earns 12.00 points in Classroom Organization, but the maximum number of points that can be earned in each domain is 10 points for the previous year. Therefore, this facility earns the total possible points for the Classroom Organization domain for each year, earning a total of 33.30 points.



# Capital Quality Rating

## Preschool Age/Pre-K Only

### Instructional Support

$$23.33 \times \left( \frac{\text{Current Year's Score} - \text{Floor}}{\text{Target} - \text{Floor}} \right)$$

$$23.33 \times \left( \frac{2.56 - 2}{4 - 2} \right)$$

$$23.33 \times \left( \frac{0.56}{2} \right) = 6.53$$

$$10 \times \left( \frac{\text{Previous Year's Score} - \text{Floor}}{\text{Target} - \text{Floor}} \right)$$

$$10 \times \left( \frac{2.0 - 2}{4 - 2} \right)$$

$$10 \times \left( \frac{0}{2} \right) = 0$$

$$6.53 + 0 = 6.53 \text{ points}$$

This facility earns **6.53** points for Instructional Support.



# Capital Quality Rating

## Preschool Age/Pre-K Only

In the last step, the points earned from each CLASS domain are combined and the Capital Quality rating is calculated as follows:

**Emotional Support**

**18.88 points**

+

**Classroom Organization**

**33.30 points**

+

**Instructional Support**

**6.53 points**

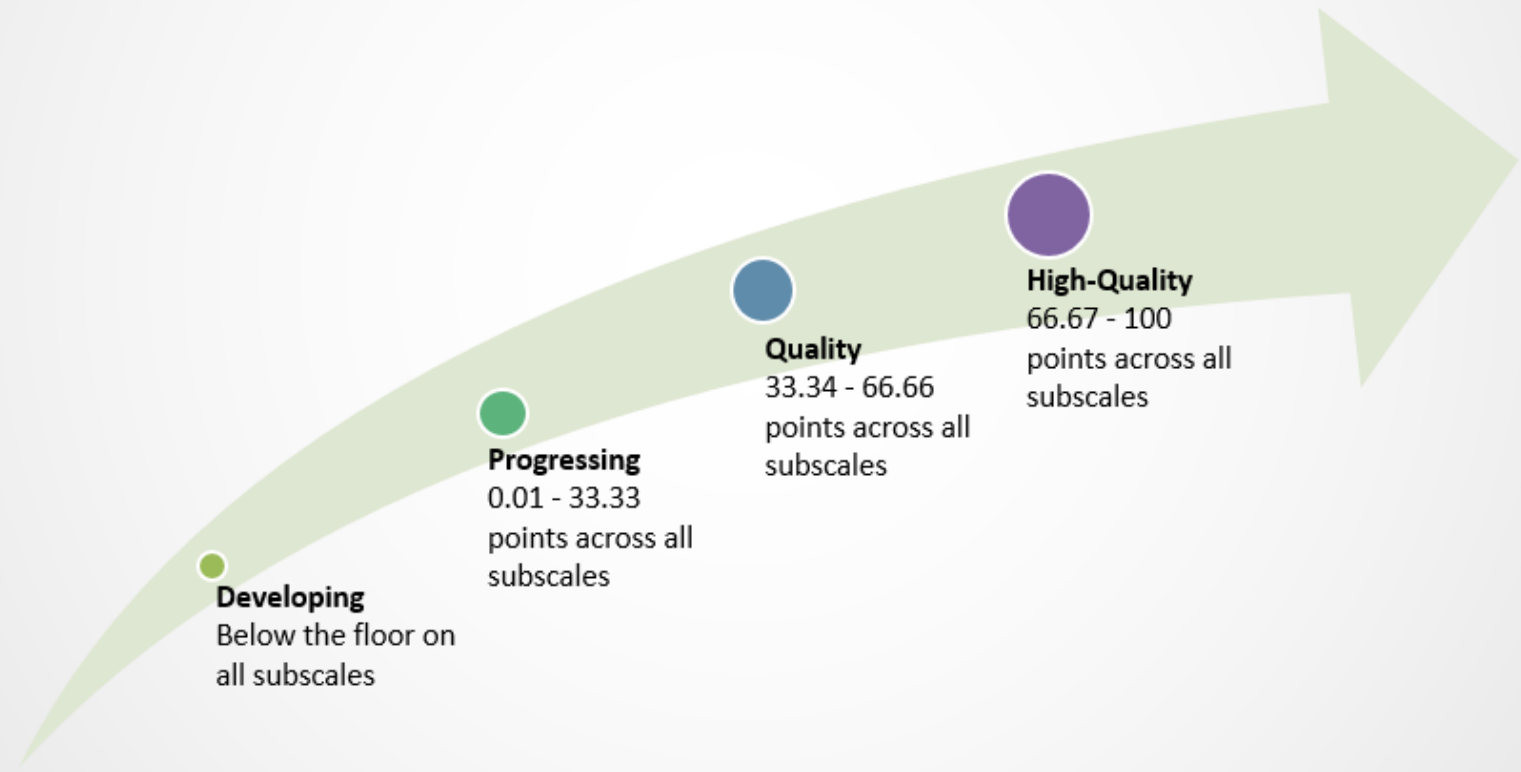
**= 58.71 points**

This rating of 58.71 points translates to a Quality designation, meaning this facility would earn a Capital Quality designation of Quality.

**Capital Quality Designation: Quality**



# Capital Quality Rating Preschool Age/Pre-K Only



= **58.71 points**

This rating of 58.71 points translates to a Quality designation, meaning this facility would earn a Capital Quality designation of Quality.

**Capital Quality Designation: Quality**



Next Steps



# Next Steps

- **Capital Quality framework-specific rating calculation webinars** will be posted on <https://osse.dc.gov/page/capital-quality-qr> once recorded.

## Validation

- **Sept. 16-Sept. 30, 2019**
  - Providers have an opportunity to validate 2018-2019 Capital Quality ratings, designations and other information that may be shared on the Capital Quality profile.
- **5 p.m. on Sept. 30, 2019**
  - Submissions of concerns about accuracy of information or the calculation of the Capital Quality rating are due.
- **Oct. 15, 2019**
  - OSSE will respond no later than this date to all concerns raised.

## Notes

- It is critical that providers adhere to the Sept. 30 deadline to submit concerns; OSSE will not respond to concerns raised after Sept. 30, 2019.
- Validation is a passive process, so no submissions of concerns are required.



# Next Steps: Available Technical Assistance

- Ensure your contact information is accurate on file with OSSE.
  - If you need to update your contact information, contact your respective licensing specialist.
- Sign up for technical assistance during the validation time period.
  - Review the validation guide (available in September 2019).
  - Quality facilitators and education service monitors (ESMs) can support assigned facilities during the validation time period.
  - Attend webinars on the validation process and Quick Base app during the week of Sept. 9-13, 2019.
  - Attend office hours (schedule forthcoming).





Q&A



# OSSE Contacts

## FIND US

### ADDRESS:

1050 First St. NE, Sixth Floor  
Washington, DC 20002

### POC:


Michele Reid, Program Manager  
[CapitalQuality@dc.gov](mailto:CapitalQuality@dc.gov)

## GET SOCIAL

 [facebook.com/ossedc](https://facebook.com/ossedc)

 [twitter.com/ossedc](https://twitter.com/ossedc)

 [youtube.com/DCEducation](https://youtube.com/DCEducation)

 [www.osse.dc.gov](http://www.osse.dc.gov)



| Thank you!