

*We will be using Slido
for poll questions
throughout the webinar.*

Please register at

www.slido.com

#31884

SUMMER INSTITUTE FOR GARDEN-BASED TEACHING

OUTDOOR CLASSROOM MANAGEMENT



WASHINGTON
YOUTH GARDEN



Summer Institute Schedule

Each session will be held 3:00 p.m. - 4:30 p.m. EST

THURSDAY, JULY 9

Webinar 1:

What Is Your Why?
School Gardens with
Purpose

THURSDAY, JULY 23

Webinar 3:

Gardening Basics

TUESDAY, JULY 14

Discussion 1:

Logic Models for Different Types
of School Gardens

TUESDAY, JULY 28

Discussion 3:

Ask a Gardener

THURSDAY, JULY 16

Webinar 2:

Designing Your
School Garden and
Team

THURSDAY, JULY 30

Webinar 4:

Outdoor
Classroom Management

TUESDAY, JULY 21

Discussion 2:

Digging into
School Garden Planning

TUESDAY, AUGUST 4

Discussion 4:

Adapting Outdoor Teaching
for Coronavirus

THURSDAY, AUGUST 6

Webinar 5:

Teaching in the Garden

TUESDAY, AUGUST 11

Discussion 5:

Curriculum Brainstorming

*All webinars will
be recorded &
uploaded to our
Schoology
course page*





HOUSEKEEPING

This webinar is being recorded -
please mute your audio!

Use the chat box to ask
questions!

We will upload this webinar to
Schoology and include
automatic captioning.

We will occasionally ask
questions on [slido.com](https://www.slido.com).
The code is #**31884**

PRESENTERS



Emma Boel
City Blossoms
School Garden Partners Coordinator



Brianne Studer
Washington Youth Garden
Director of Programs



Willa Pohlman
City Blossoms
Director of Programming & Training





OVERARCHING VALUES



Student -Centered

Caters to student's perspective, abilities, and preferences



Exploratory

A safe place to try new things aids students in discovering the content; enjoying, wondering, questioning, figuring it out together



Engaging

Enthusiastic, positive, active learning, a focus on trying



Flexible

Responsive to group, environment, last-minute changes



Fun

Joyous, light-hearted, games/play



AGENDA



What role does design play?



Lesson Planning



Tone Setting



Q and A



WHAT ROLE DOES DESIGN PLAY?



ART & SIGNAGE IN THE GARDEN

Why make art and signage?

- Communicate the what/why/when/how of the garden
- Activate the gardens with and for others
- Make stronger ties to the surrounding community





HELPFUL QUESTIONS

- Who has had a hand in creating art and signage for the space?
- How are we picking colors and shapes to help set the tone?
- Can we create art and signs that make cultural connections?
- Can we provide space for self - representation, expression, and storytelling?
- How does signage gently communicate rules and expectations?







INVITING



INSPIRING







ART & NON -VERBAL SIGNS



RECYCLED ART

HELLO!
my name is Ralph
the



PROCESS





FINAL PRODUCT





PROCESS



FINAL PRODUCT





STORAGE AND ORGANIZATION

Some helpful strategies:

- Keep things close
- Label shelves and bins
- Protect food
- Make a cleaning system
- Organize by activity
- Avoid the catch-all bin





FLEXIBLE SPACES

Consider tools that will allow for multiple uses when you set up a space

- Circles or benches for gathering spaces
- Flexible seating
- Tables for small group work
- White boards or moveable A-Frames
- Pathways
- Pop-up tents
- Buckets





MINDFUL SPACES





BOUNDARIES

If you want your students to explore the space independently, or break up into small groups, consider:

- Where they will go
- How you will explain the boundaries to them
- If there are visual reminders of the boundaries (i.e. shrubs, fences, signs, etc.)





LESSON PLANNING



SCIENCE IN THE GARDEN

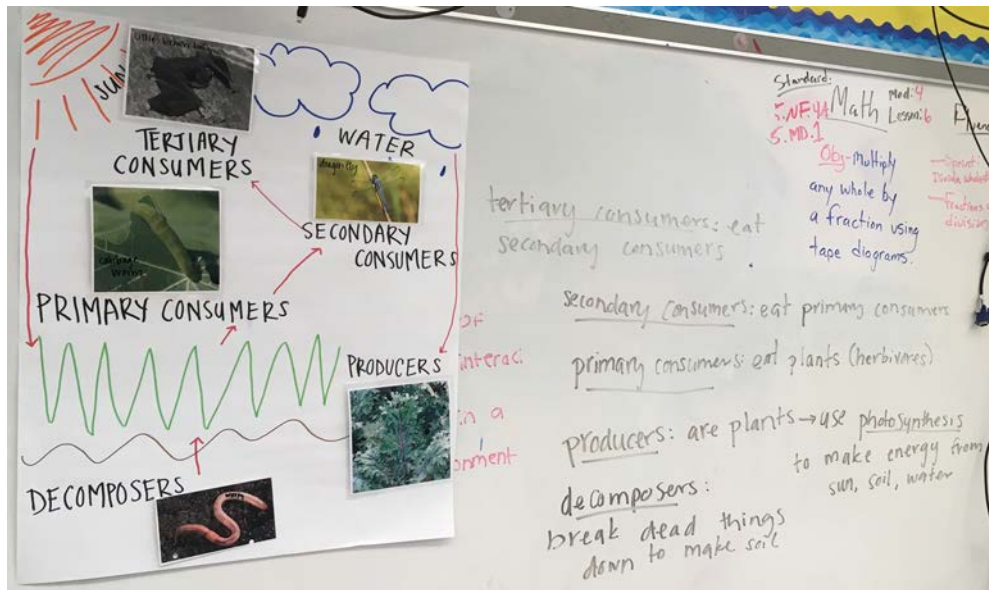
- Experiments as guided vs. unguided activities
- Seed Starting: Great introduction to the scientific method





SCIENCE IN THE GARDEN

- Habitat surveys



SCIENCE IN THE GARDEN:

Decomposition Observation



COOKING






ACTIVITY STATIONS

[www.slido.co](https://www.slido.com)
m

Event code
#31884

IMAGINATIVE PLAY & MUSIC



GARDEN LIBRARY



What's in Our Library?



A Compilation of City Blossoms'
Favorite Books for Kids & Their Educators



A free resource of over 200 garden, nature and food-themed books for children ages



NATURE ART





WATERING/WATER PLAY



LOOSE PARTS



MUD KITCHEN & DIGGING BED





INDEPENDENT WORK

Types of activities:

- Scavenger hunts
- Category activities
- Nature Journaling
- Independent reading or writing





-





tone-setting



GARDEN AGREEMENTS

WYG garden agreements:

1. Pick with permission
2. Stay on the path and grass.
3. Respect all living things
4. Bonus: Have fun.



www.slido.com

m

Event code
#31884



SONGS AND MOVEMENT

- Bug song
- I am a bulb
- We're going on a garden hunt
- Banana Slug String Band songs
- Create your own songs!

Movement:

- Walk like a caterpillar
- Move like a butterfly
- Let's practice putting on our gardener hats
- Let's get into farmer pose





PHYSICAL CONSIDERATIONS

Being outside is inherently different:

- Temperature
- Sun (always face the sun yourself)
- Consider the wind
- A little bit of rain doesn't have to be scary

But also the same:

- Get down on their level
- Set clear expectations
- Bathroom s and cleanup always take longer than you'd like.



GO WITH THE FLOW!





Q & A

Remember to register for Schoology!
Access code **SC64-MJKW-9SFBC**



Summer Institute Schedule



Each session will be held 3:00 p.m. - 4:30 p.m. EST

THURSDAY, JULY 9

Webinar 1:

What Is Your Why?
School Gardens with
Purpose

THURSDAY, JULY 23

Webinar 3:

Gardening Basics

TUESDAY, JULY 14

Discussion 1:

Logic Models for Different Types
of School Gardens

TUESDAY, JULY 28

Discussion 3:

Ask a Gardener

THURSDAY, JULY 16

Webinar 2:

Designing Your
School Garden and
Team

THURSDAY, JULY 30

Webinar 4:

Outdoor
Classroom Management

TUESDAY, JULY 21

Discussion 2:

Digging into
School Garden Planning

TUESDAY, AUGUST 4

Discussion 4:

Adapting Outdoor Teaching
for Coronavirus

THURSDAY, AUGUST 6


Webinar 5:

Teaching in the Garden

TUESDAY, AUGUST 11

Discussion 5:

Curriculum Brainstorming



*All webinars will
be recorded &
uploaded to our
Schoolology
course page*



Remember to register for Schoolology!
Access code **SC64-MJKW-9SFBC**