



LEA Data Discussion Meeting

October 19, 2017

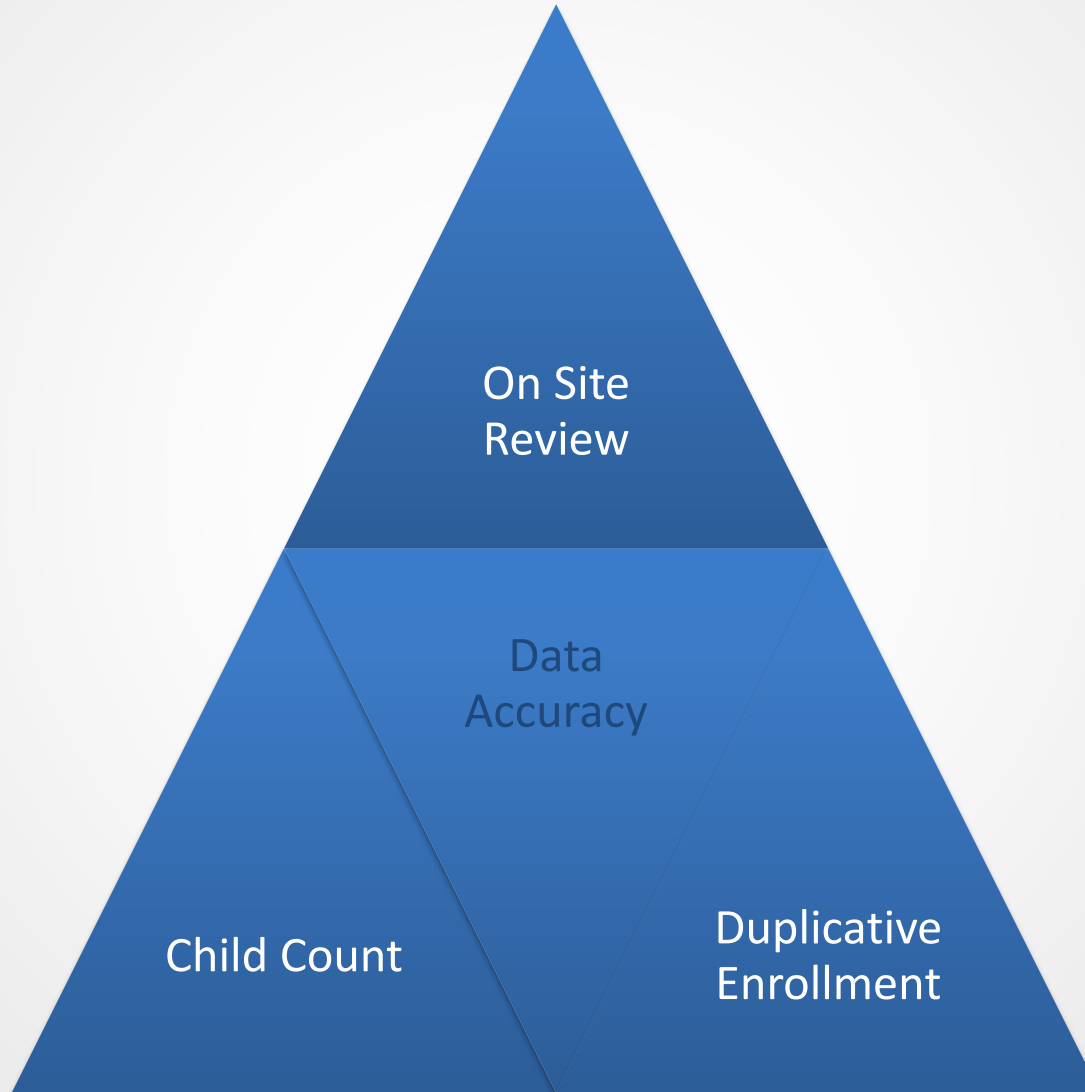


Start of School

- Enrollment Audit Duplicative Enrollment
- Child Count
- At-risk
- Chronic Absence
- eSchoolPLUS Points of Contact



Enrollment Audit





Fieldwork/On Site Document Review



Enrollment Audit: Data Accuracy

92,409

ENROLLED

91,319

UPSFF

91,583

DC RESIDENTS

10,196

ENGLISH LEARNER

37,628

AT RISK

13,199

CHILD COUNT

705

NON-PUBLIC

295

DUPLICATIVE ENROLLMENT

2,324

MEMBERSHIP TRACKER CONFL...

1,343

UNIFIED DATA ERRORS

English Learners

- Review UDEs
- Submit OST for exception review

At Risk

- Review Qlik Homeless App
- Review for Over age

Membership Tracker Conflicts

- Resolve all conflicts in SIS or in the Tracker



Enrollment Audit: Duplicative Enrollment

LEA

- Upload supporting documentation in the EA/CC application

OSSE

- Weekly review of the supporting documents to make a determination, where applicable

Appeal

- Both LEAs will need to attend the appeal session
- Outcome may result in a change in exit data



- Ensure all demographic and special education information is accurate for all students.
- Be sure the educational environment indicated is accurate.
- Review and resolve all data errors, no later than **Nov. 17, 2017**, to be considered timely.
- In the **Unified Data Errors Qlik App**, the Special Education errors and the suggested resolution path are provided.
- All LEA Special Education POCs have access to the Unified Data Errors Qlik App.



At Risk

Begins April 1 of the previous school year

Once in the feed, the data persists

Not tied to Direct Cert, which changes Oct. 1



At Risk

Example 1:

- Student A pre-enrolls April 1 and appears in the DHS feed April 15 with TANF indicator.
- Student will be considered as At Risk based on TANF or SNAP for the 2017-18 school year.

Example 2:

- Student B was At Risk in the 2016-17 school year.
- Student B has not appeared in the DHS feed since April 1, 2017
- Student will **not** be considered At Risk based on TANF or SNAP for the 2017-18 school year.

Example 3:

- Student C was not At Risk for the Oct 13 First Certification
- Student C now appears in the DHS feed as of Nov 1
- Student will be considered At Risk based on TANF or SNAP for the 2017-18 school year.



eSchoolPLUS Points of Contact

Four new contact types have been added to eSchoolPLUS for assessment purposes.

- LEA Assessment Manager
 - LEA level only
- ACCESS for ELLs 2.0 Coordinator
 - LEA and school level
- MSAA Coordinator
 - LEA and school level
- Assessment POC
 - LEA Level Only



Attendance



Attendance: Overview

- Attendance begins at Stage 5
- Enter and update consistently
- Resolve issues immediately
- Resolution may require a calendar update



Attendance: Overlapping Enrollment

- Overlapping enrollment indicates that two LEAs have the student enrolled on the same date(s).
- This will result in both LEAs sending attendance for one student.

One LEA must exit the student



The exit date should be the day before the new LEA entry date



When LEAs do not resolve, OSSE will perform the de-duplication



Attendance Errors

Attendance Data Errors

Overview

Attendance Data Errors

1,417

Total Unique Students

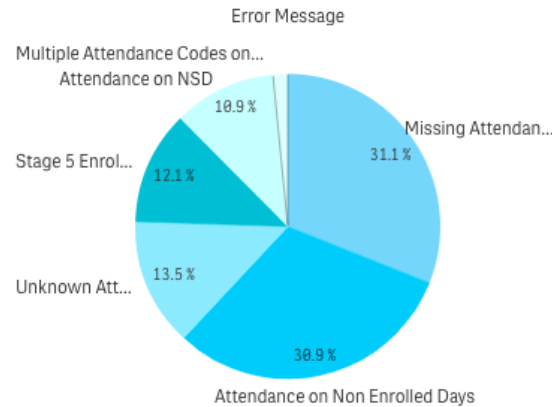
819

USI

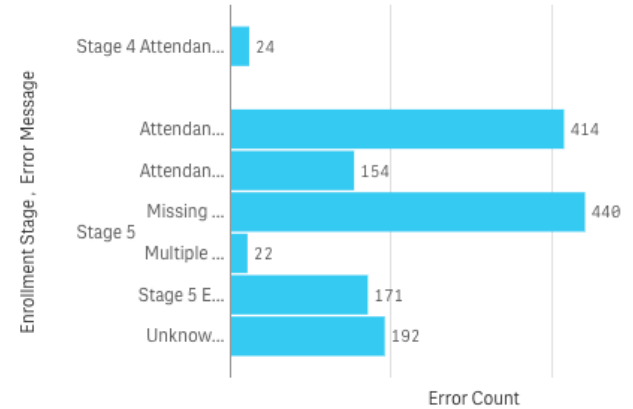
Month

Error Description

Error Share



Error Count



Common Attendance Errors

- Missing Attendance (31.1%)
- Attendance on Non-enrolled Days (30.9%)
- Missing attendance codes (13.5%)



Attendance: Missing Attendance

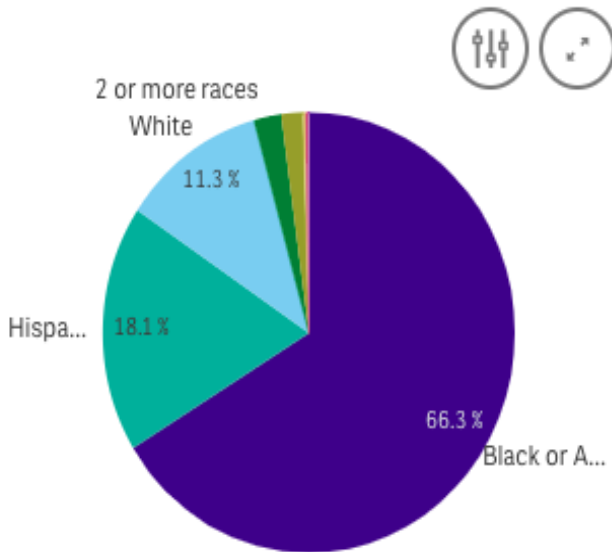
10/18 (Wed)	10/17 (Tue)	10/16 (Mon)	10/15 (Sun)	10/14 (Sat)	10/13 (Fri)	10/12 (Thu)	10/11 (Wed)	10/10 (Tue)	10/09 (Mon)	10/08 (Sun)	10/07 (Sat)	10/06 (Fri)	10/05 (Thu)	10/04 (Wed)	10/03 (Tue)	10/02 (Mon)	10/01 (Sun)
NS	PF	PF	NSD	NSD	AFU	AFU	AFU	AFU	NSD	NSD	NSD	AFU	AFU	AFU	AFU	AFU	NSD
NS	PF	PF	NSD	NSD	PF	PF	PF	PF	NSD	NSD	NSD	PF	PF	PF	PF	PF	NSD
NS	PPE	AFU	NSD	NSD	AFU	AFU	AFU	AFU	NSD	NSD	NSD	PF	AFU	PF	PF	AFU	NSD
NS	PF	PF	NSD	NSD	PF	PF	PF	PF	NSD	NSD	NSD	PF	PF	AFU	PF	PF	NSD
NS	AFU	AFU	NSD	NSD	AFU	AFU	PPE	AFU	NSD	NSD	NSD	PF	AFU	PF	PF	PPE	NSD
NS	AFU	AFU	NSD	NSD	AFU	AFU	AFU	AFU	NSD	NSD	NSD	AFU	AFU	AFU	AFU	AFU	NSD
NS	PPE	PPE	NSD	NSD	PPE	PPE	PPE	AFU	NSD	NSD	NSD	AFU	AFU	AFU	PPE	AFU	NSD
NS	AFU	AFU	NSD	NSD	AFU	PF	AFU	AFU	NSD	NSD	NSD	AFU	AFU	AFU	AFU	AFU	NSD
NS	PF	PPE	NSD	NSD	PPE	AFU	PPE	AFU	NSD	NSD	NSD	AFU	AFU	AFU	PF	AFU	NSD

- Within the Qlik Attendance app, **NS** will appear in the date where no attendance as been submitted.
- When it impacts the entire student roster, LEA should work with the data liaison to determine if there was a feed failure for that date.
- When it impacts one or two students, LEA should review the student attendance record to ensure attendance was entered for those students.

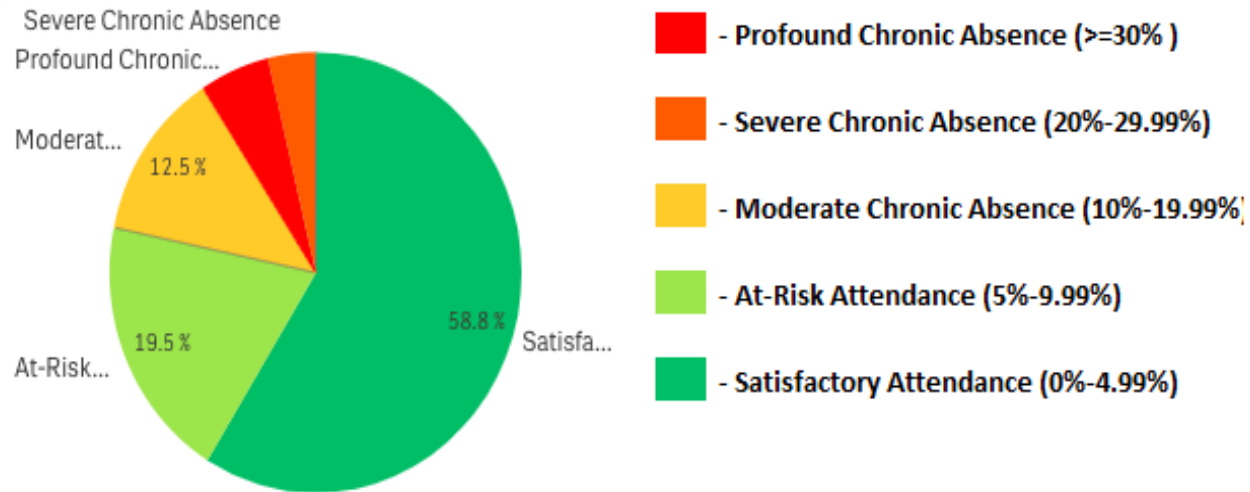


Chronic Absenteeism

Absence Percentage by Race



Absence Percentage by Category



- Profound Chronic Absence (>=30%)
- Severe Chronic Absence (20%-29.99%)
- Moderate Chronic Absence (10%-19.99%)
- At-Risk Attendance (5%-9.99%)
- Satisfactory Attendance (0%-4.99%)

- **NEW** Qlik application that will show students who are chronically absent for the 2017-18 school year.
- Students must be of compulsory age as of 9/30 of the school year.
- Students must have been enrolled for a minimum of 10 days during the school year.



Chronic Absenteeism

Satisfactory

- Students who missed 0%-4.99% of school days

At-Risk

- Students who missed 5%-9.99% of school days

Moderate

- Students who missed 10%-19.99% of school days

Severe

- Student who missed 20% -29.99% of school days

Profound

- Student who missed 30% or more of school days



Adjusted Cohort Graduation Rate (ACGR)



ACGR Timeline

Friday, October 20, 2017

- Final decisions will be made for all documents
- All OST Tickets submitted by 9/29 deadline will be resolved

Monday, October 23, 2017 to October 25, 2017

- All accepted changes will be viewable in ACGR Qlik App
- LEAs can view their finalized graduation rates




Teacher Shortage Data Collection

Teacher Shortage Data Collection

- The Teacher Shortage data collection will run from **Oct. 23-Nov. 13, 2017.**
 - LEA Leaders and HR/Data Points of Contact will receive the Instruction Guide and Templates on Monday, Oct. 23, 2017.
 - LEAs in the staffing collaborative for 2017-18 do not have to complete this collection, as they have already submitted data.
- Reports on teachers, based on qualifications, and teaching vacancies.
- U.S. Dept. of Ed. uses data to inform Federal financial aid recipients.

Teacher Shortage Areas Template

LEAs are to complete the items outlined in red.
The template is similar to that of 2016-17.

 District of Columbia Office of the State Superintendent of Education Division of Data, Assessment and Research Teacher Shortage Areas Report, SY2017-2018		LEA Code LEA Name						
		Instructions: Please fill out this spreadsheet with the number of teachers across your LEA for the current school year (SY17-18). - Only include teachers in your numbers below. Do not include paraprofessionals or other staff members. - If you have an employee who splits their time between subject areas, their time should be divided accordingly. For example, if you have a teacher who teaches math for 50% of their time and science for 50% of their time, they should be counted as a 0.5 FTE for math and a 0.5 FTE for science.						
Subject Area		Totals will be calculated	Totals will be calculated	Totals will be calculated	Totals will be calculated	Subtotal will be calculated	Subtotal will be calculated	Totals will be calculated
		FTEs filled by teachers with either university major, certification, or effective rating in the academic subject area they teach	FTEs filled by irregular, provisional, temporary, or emergency certification	FTEs filled by teachers with university major, certification, or effective rating in academic subject areas other than the one they teach	Number of FTE positions vacant at the start of the school year	Subtotal, FTE Certified Teachers	Subtotal, FTE irregular certification, outside of subject area, or vacant	Total FTE positions expected to be filled this school year
Specialty	Special Education				0	0	0	
Specialty	English as a Second Language				0	0	0	
Core	Art, Dance, General Art, Music, Performing Arts, Visual Art				0	0	0	
Core	Elementary Education (Grades 1-6)				0	0	0	
Core	English Language Arts and Reading				0	0	0	
Core	Foreign Languages				0	0	0	
Core	Mathematics				0	0	0	
Core	Science: Biology, Chemistry, Earth or Environmental Science, Physics				0	0	0	
Core	Social Studies: History, Geography, Government, Political Science, Economics				0	0	0	
Not core	Career Technical Education: Engineering, Health, Business, IT, Trades		NA	NA	0	0	0	
Not core	Early Childhood Education (KG and Pre-K)		NA	NA	0	0	0	
Not core	Health and Physical Education		NA	NA	0	0	0	
Not core	Home Economics		NA	NA	0	0	0	
Not core	Military Science		NA	NA	0	0	0	
Total FTEs for the LEA		0	0	0	0	0	0	
Percentages					#DIV/0!	#DIV/0!	#DIV/0!	

The template will calculate the subtotals and percentages.

Technical Assistance for Teacher Shortage Collection

Topic Area	Contact
Access to the Faculty and Staff Data QuickBase application	Tonia Lovelace
Teacher Shortage Areas Data Collection	Chandi Wagner Eva Corcoran



English Learners

EL Data Errors & LEA Actions

- ACCESS Proficient in Prior Two Years but No Current or Prior EL Status
 - Identifies students who scored proficient on ACCESS but have no history of EL status; schools should be aware students are in monitored status.
 - No action needed
- Current English Learner but Recently Proficient
 - Student identified as EL in SIS but recently scored proficient on ACCESS.
 - Update SIS to indicate student is not EL or in monitored status
 - Submit OST ticket with screener data indicating that student is be re-identified for services.

EL Data Errors & LEA Actions

- Recently Identified as EL – Not ACCESS Proficient
- Not English Learner – Not ACCESS Proficient
 - Student not identified as EL in SIS and is not ACCESS proficient
 - Update SIS to indicate student is EL
 - Provide EL services

For students whose most recent composite score on ACCESS for ELLs is not 5.0 or higher, the LEA must provide services to the student and administer ACCESS in the current school year.

EL Policy Exception Requests

- Exception 1: Certified as EL in Audit or Demo Cert in prior three years, is a native English speaker and has never participated in ACCESS
- Exception 2: Re-identified as EL after most recent composite score of 5.0 or higher on ACCESS; certified as EL in 2014-15, 2015-16, or 2016-17 Audit or Demo Cert

EL Policy Exception Requests

- Exception 3: Statute of Limitations: The student was indicated as EL in the 2013-14 school year or prior or but was not identified as EL in the Audit or Demo Cert AND did not participate in ACCESS in the 2014-15, 2015-16 or 2016-17 school years
- Exception 4: Statute of Limitations: The student's most recent ACCESS assessment was in the 2013-14 school year or prior and the student received <5.0 composite score but was not identified as EL in the Audit or Demo Cert AND did not participate in ACCESS in the 2014-15, 2015-16 or 2016-17 school years



Equity Reports



Equity Reports Timeline

Monday, October 23, 2017

- PCSB and DCPS receive aggregate files with all Equity Report metric data by grade and subgroup
 - PCSB distributes these data to LEAs for review the week of Oct. 23

Friday, October 27, 2017

- LEAs receive access to PDFs visually displaying Equity Reports data to review



Equity Reports Timeline

Friday, November 17, 2017

- LEAs submit any appeals to PCSB and OSSE concerning Equity Reports data
- Information on how to track appeals and submit to OSSE is forthcoming

Friday, December 1, 2017

- LEAs receive final Equity Reports data and access to LearnDC website

Friday, December 8, 2017

- Public Release of Equity Reports