



# HEALTHY CORNERS



**Our mission is to use food as a tool to strengthen bodies, empower minds, and build communities.**



# DC CENTRAL KITCHEN



## Culinary Job Training

Preparing adults facing barriers to employment through culinary careers.



## Healthy School Food

Serving award-winning farm-to-school menus at DC public, private and charter schools.



## Healthy Corners

Transforming corner stores into access points for healthy, affordable food.



## Community Meals

Preparing nutritious meals for nonprofits, youth programs, and shelters.



## Catering & Cafes

Featuring fresh food made with love by DC Central Kitchen Staff and students.

# GROCERY ACCESS IN DC



- 1 in 10 DC residents cannot afford enough to eat

(DC Food Policy Council Food Security Report 2021)

- Wards 7 & 8 (2021 districts) have 3 full-service stores for ~150,000 residents

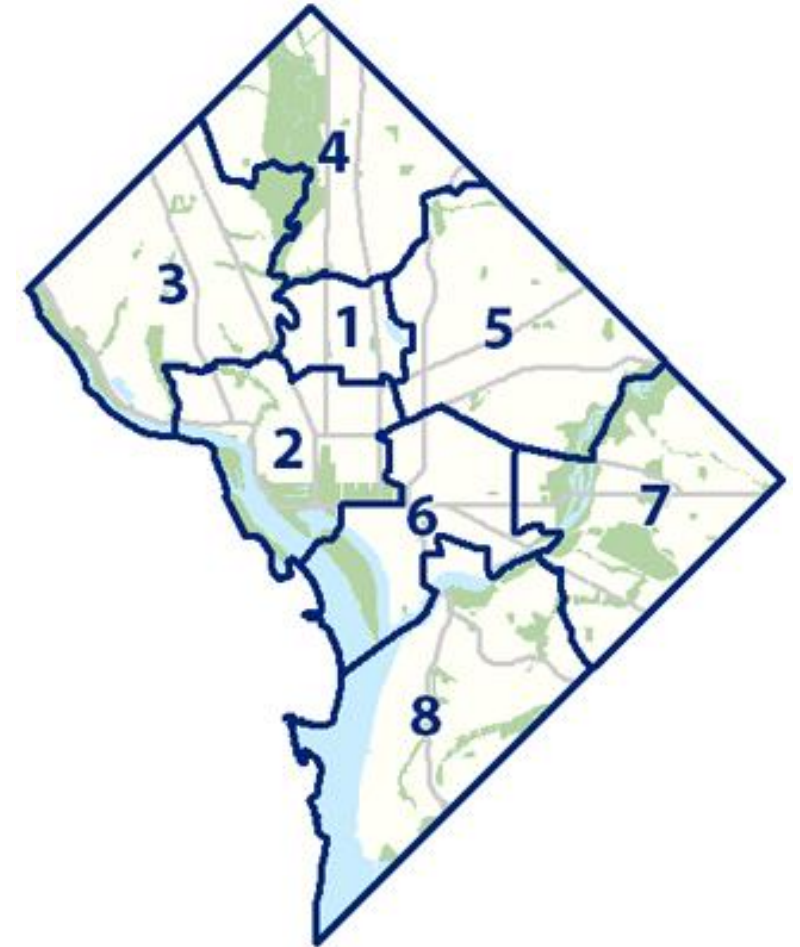
(DC Hunger Solutions, 2023)

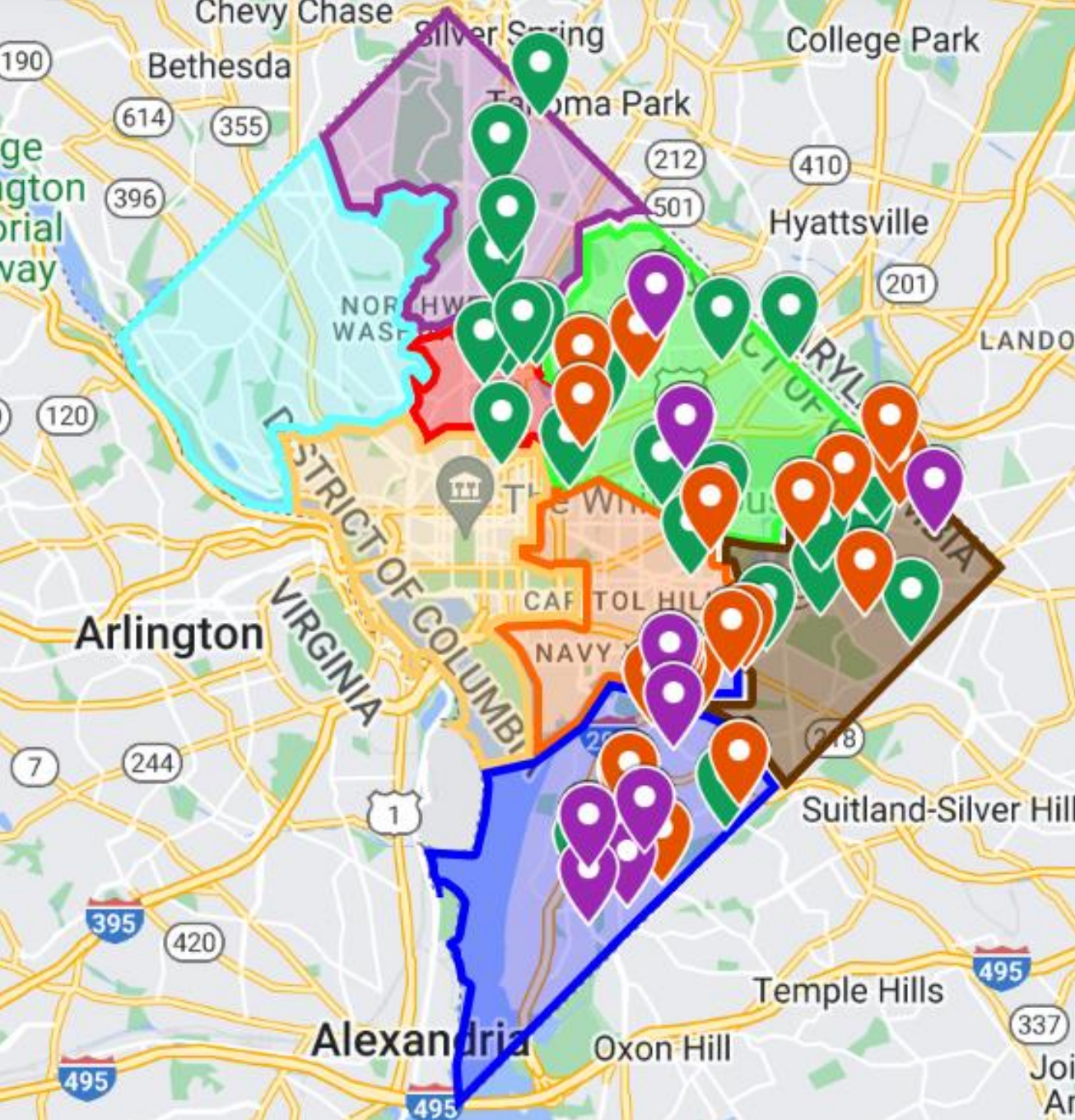
# REDISTRICTING-2021

**Change in Number of Full-Service Grocery Stores and Poverty Rates in D.C. Overall and by Ward, 2021–2023**

Ward	Population	Number of Full-Service Grocery Stores, 2021	Number of Full-Service Grocery Stores, 2023*	Number of Full-Service Grocery Stores in Pipeline, 2021	Number of Full-Service Grocery Stores in Pipeline, 2023	Median Household Income, 2021	Median Household Income, 2023	Percentage of Individuals Below the Poverty Line, 2021	Percentage of Individuals Below the Poverty Line, 2023
<b>D.C.</b>	<b>679,031</b>	<b>75</b>	<b>76</b>	<b>7</b>	<b>3</b>	<b>\$91,414</b>	<b>\$104,110</b>	<b>12.05%</b>	<b>10.06%</b>
1	83,885	12	13	0	0	\$110,339	\$126,433	11.90%	7.88%
2	83,162	12	13	0	0	\$112,244	\$124,728	5.88%	4.80%
3	77,813	13	16	1	2	\$143,339	\$157,057	2.27%	2.04%
4	83,103	11	11	1	0	\$94,163	\$106,634	6.78%	6.62%
5	88,965	9	6	1	1	\$91,189	\$102,744	7.65%	7.45%
6	106,206	15	10	1	0	\$113,922	\$125,555	7.89%	7.14%
7	74,561	2	4	2	0	\$42,201	\$49,509	23.26%	20.54%
8	73,200	1	3	1	0	\$39,473	\$47,421	26.61%	20.53%

\*Four full-service grocery stores have opened and closed in the period between 2021–2023.





# HEALTHY CORNERS

- Network of 50+ independent corner stores
- Monday – Friday delivery to stores
- Provide infrastructure and trainings to stores



# HEALTHY CORNERS PRODUCTS



# FALL 2024 PRICES: FRUIT & NUTS



apple \$0.50 EA	applesauce \$0.50 EA	apple slices, fresh cut \$2.50 EA	banana \$0.50 EA
grapes (fresh cut) \$3.00 EA	lemon \$0.50 EA	lime \$0.50 EA	mango (fresh cut) \$2.50 EA
mango (whole) \$2.00 EA	mixed fruit (fresh cut) \$3.50 EA	orange \$1.00 EA	NEW pear \$0.75 EA
pineapple (fresh cut) \$2.50 EA	pineapple (whole) \$2.50 EA	trail mix \$4.00 EA	strawberry (1 lb) \$4.00 EA

# FALL 2024 PRICES: FROZEN



berry blend \$3.05 EA	blueberries \$3.05 EA	broccoli (florets) \$1.45 EA	broccoli, carrot, & cauliflower blend \$1.80 EA
collard greens \$1.85 EA	corn \$1.70 EA	corn (mini cobs) \$2.40 EA	green beans \$1.55 EA
mango (cubed) \$3.40 EA	peaches (sliced) \$3.35 EA	peas \$2.05 EA	pepper stir fry \$2.55 EA
pineapple (chunks) \$3.15 EA	spinach \$1.50 EA	strawberries (whole) \$3.45 EA	

# FALL 2024 PRICES: VEGETABLES



avocado \$1.50 EA	broccoli crown \$1.50 EA	green cabbage \$1.75 EA	carrots (baby) \$1.50 BAG
Collards \$1.50 EA	cucumber (seedless) \$1.00 EA	garlic (loose) \$1.00 EA	garlic (sleeve) \$1.00 EA
ginger \$2.00 BAG	kale \$1.50 EA	lettuce (Bowery) \$2.50 EA	lettuce (Iceberg Head) \$2.50 EA
mushrooms \$3.00 EA	onion \$0.75 EA	peppers \$1.25 EA	pepper (jalapeno) \$0.50 EA
peppers & onions (fresh cut) \$3.50 EA	potato (Idaho) \$0.75 EA	sweet potato (yam) \$0.50 EA	salad meal kit \$4.00 EA
NEW honeynut squash \$1.50 EA	cherry tomato \$3.00	tomato \$1.00 EA	

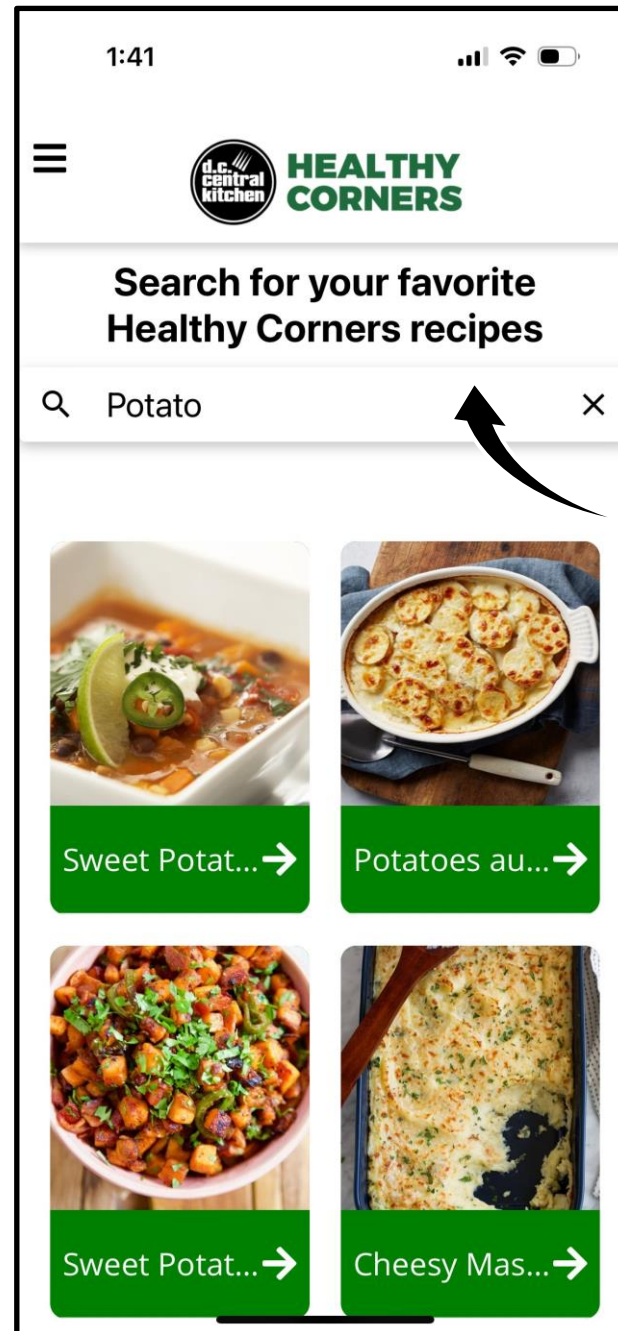
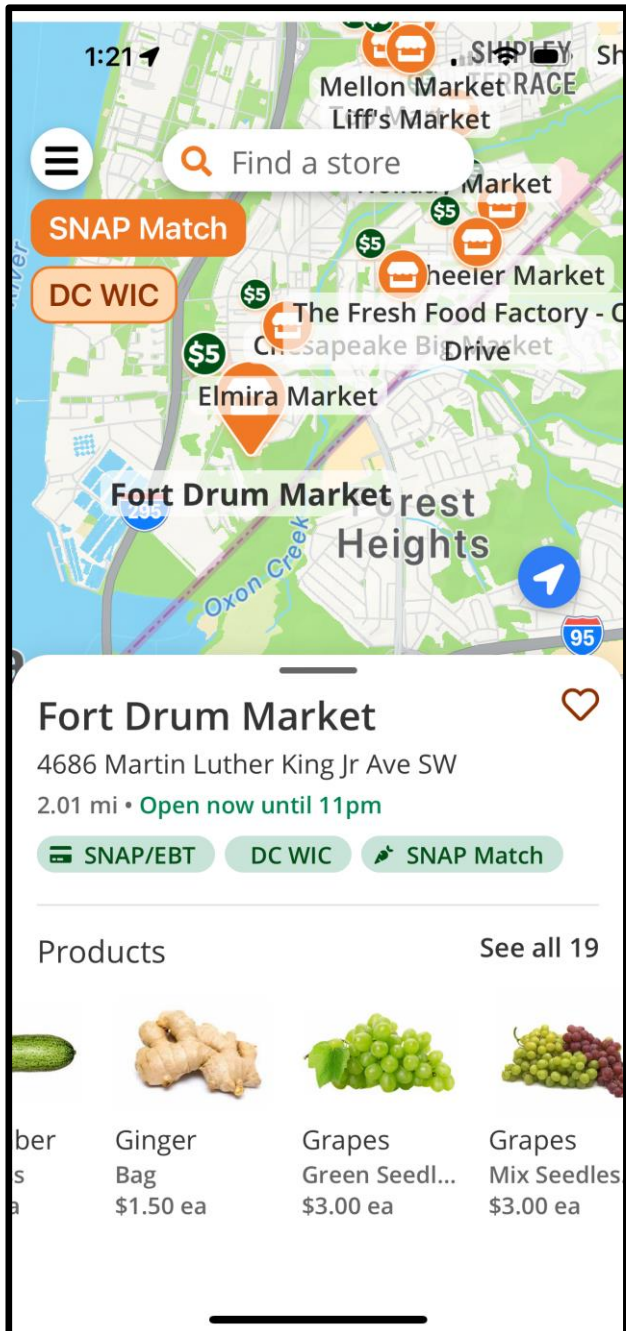
Products and pricing change seasonally. Pricing lists posted at Healthy Corners stores.

# PROGRAM FEATURES



- Affordable pricing
- Weekly corner store community events
- HC Shopper App
- Corner Store Owner Community of Practice & Nutrition Trainings





# GET CONNECTED!

- Search for recipes
- Find your local Healthy Corners corner store
- Look through community resources
- Share feedback about the app and program through the in-app feedback form



# STORE NAVIGATOR PROGRAM

- Employ community members
- Wards 1,4,5, 7, & 8
- Flexible schedule
- City-wide Navigator role partnerships, trainings

# SNAP MATCHING

- 34 SNAP Match stores
- Earn \$5 free every time you spend \$5 with SNAP, including at least 1 fruit or vegetable.



# WIC AUTHORIZATION

- 11 WIC-authorized stores
- Increased access to healthy food options, spend e-WIC at your local neighborhood corner store!



**THANK  
YOU.**



**Yael Reichler**  
**Healthy Corners Director**  
[Yreichler@dccentralkitchen.org](mailto:Yreichler@dccentralkitchen.org)

**Healthycorners.org**