



Capital Quality Rating Calculation Webinar

Birth-to-Five Facilities with Only One Year of Valid Observation Data

June 24, 2021

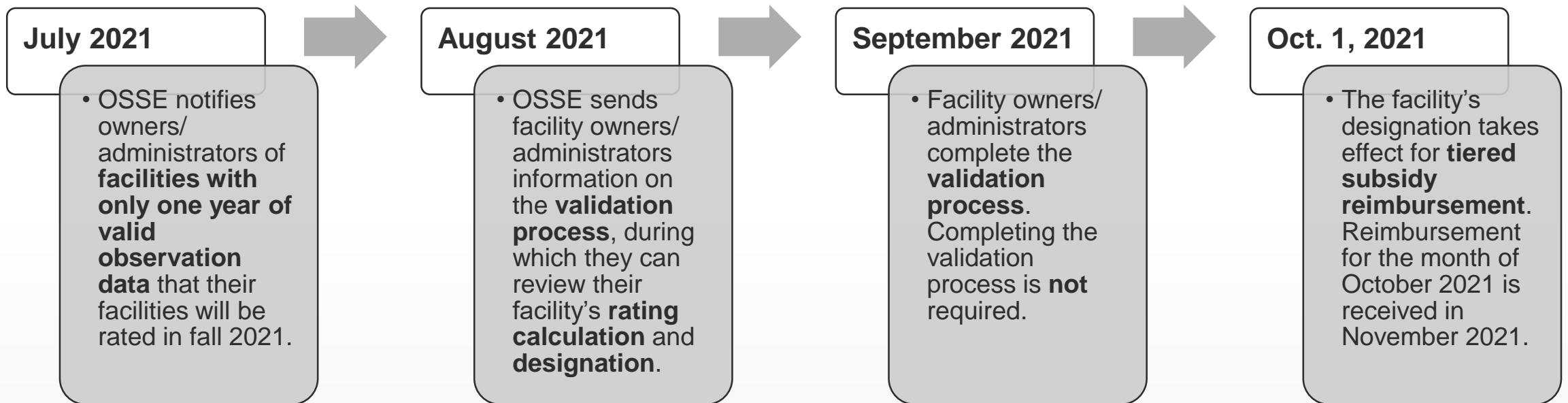
Agenda

- Timeline for 2020-21 Capital Quality Rating and Designation Process
- Capital Quality Rating and Designation Overview
- Policies for Facilities with Only One Year of Valid Observation Data (i.e. Facilities Initially Designated Preliminary)
- Capital Quality Rating Calculation Using One Year of Valid Observation Data
- Next Steps



Timeline for 2020-21 Capital Quality Rating and Designation Process

Timeline for 2020-21 Capital Quality Rating and Designation Process





Capital Quality Rating and Designation Overview

Capital Quality Rating and Designation Definitions

Framework

- The Capital Quality category based on the type of setting (home or center) and the age groups of children served (birth to 5). The framework is then used in combination with the metric and informs the way in which the rating is calculated to determine a Capital Quality designation.

Metric

- Instruments or indicators used to assess performance in each area defined, commonly known as measures.

Floor

- The minimum value for which any points are earned (for all metrics), indicating the minimum level of performance acceptable for a facility to receive points in the Capital Quality rating system.

Target

- The value at which the maximum points for a metric are earned, indicating the desired level of performance in achieving the stated outcome in the Capital Quality rating system.

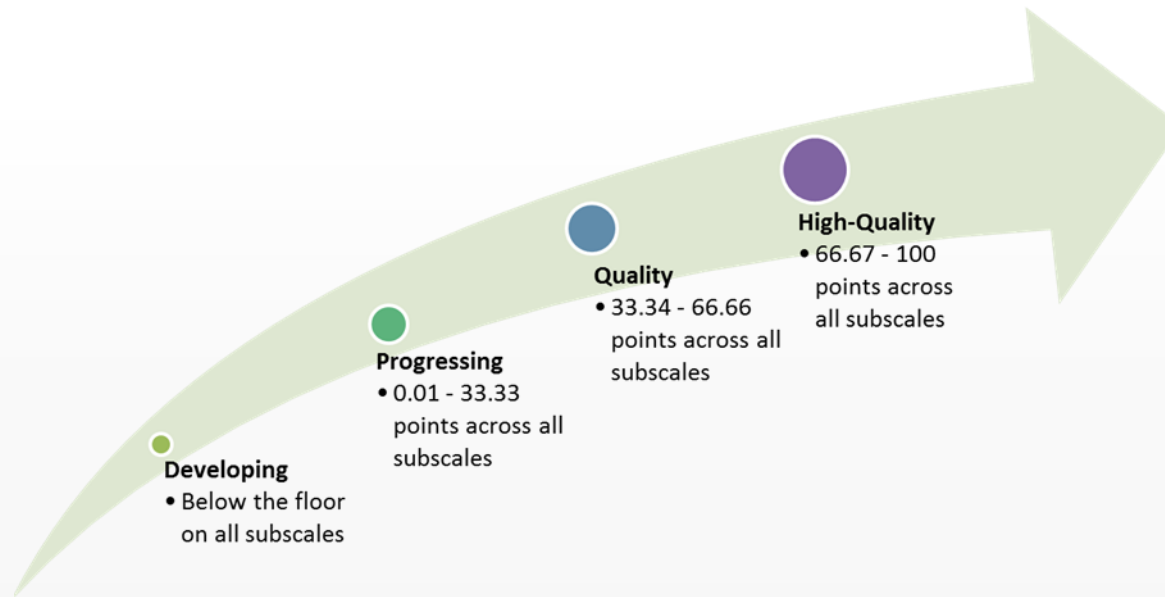
Capital Quality Rating and Designation Definitions

Rating

- Refers to the numeric score (0-100) earned each year upon calculating the facility's scores from each of their metrics according to the formula for their framework.

Designation

- A facility's level of quality based on points earned – Developing, Progressing, Quality or High-Quality.



Capital Quality Metrics

Environment Rating Scales (ERS)

- Infant/Toddler Environment Rating Scale, Third Edition (ITERS-3)¹
- Family Child Care Environment Rating Scale, Third Edition (FCCERS-3)²

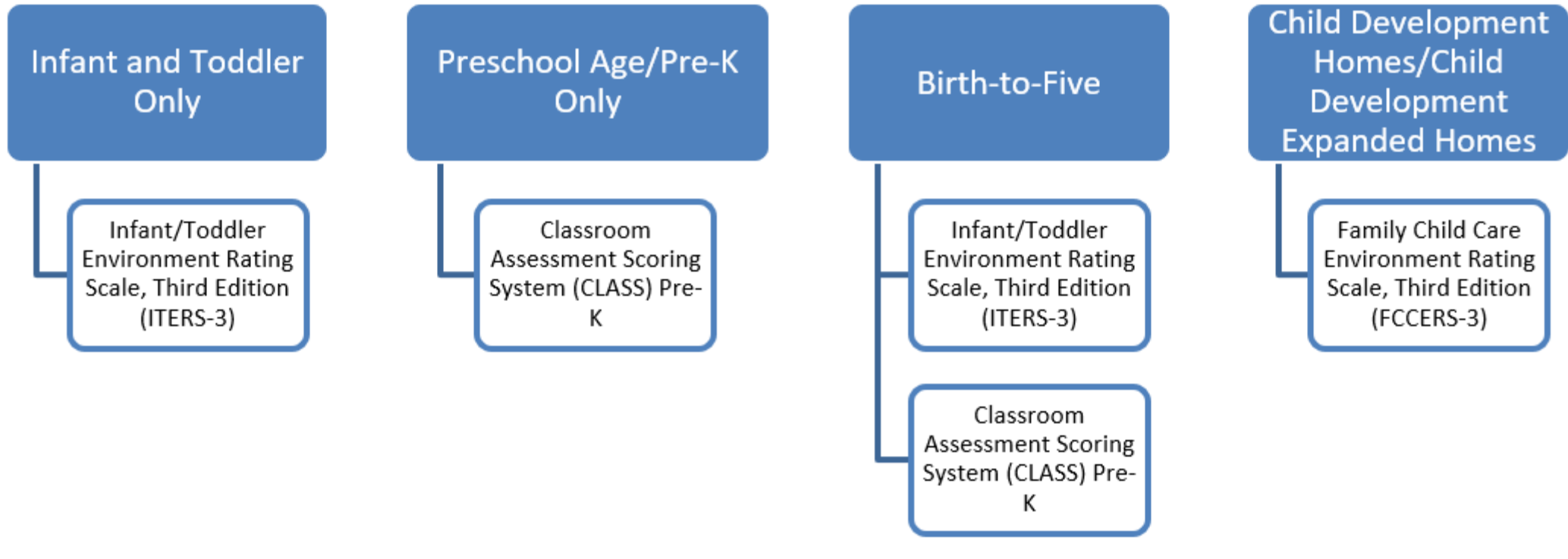
Classroom Assessment Scoring System Pre-K (CLASS Pre-K)

- Floors and targets for each metric are research-based.

1 Note: The Infant/Toddler Environment Rating Scale-Revised (ITERS-R) was used to conduct observations from 2016 through 2020. The ITERS-3, the latest edition of the metric, is now used in place of the ITERS-R. Valid observation data collected using the ITERS-R (i.e. program-level ITERS-R scores) will be used in the Capital Quality rating calculation until facilities have sufficient, valid observation data collected using the ITERS-3.

2 Note: The Family Child Care Environment Rating Scale-Revised (FCCERS-R) was used to conduct observations from 2016 through 2020. The FCCERS-3, the latest edition of the metric, is now used in place of the FCCERS-R. Valid observation data collected using the FCCERS-R (i.e. program-level FCCERS-R scores) will be used in the Capital Quality rating calculation until facilities have sufficient, valid observation data collected using the FCCERS-3.

Capital Quality Frameworks and Metrics



ERS Overview

- ITERS-3 and FCCERS-3 items measure the extent to which early care and education environments promote children's health and safety and stimulate children through language, activities and warm, supportive interactions with adults. These items are organized into six subscales:
 - Space and Furnishings;
 - Personal Care Routines;
 - Language and Books;
 - Activities;
 - Interaction; and
 - Program Structure.
- Each item is scored on a scale of 1 to 7 with higher scores indicating higher quality.

What do the ERS floors and targets represent?

	How Do They Differ?	What Does the Floor Score Represent?	What Does the Target Score Represent?
ITERS-3	Designed for use in infant and toddler classrooms	<p>Score: 3</p> <p>Indicated <i>minimal</i> quality</p> <ul style="list-style-type: none"> • Books are in good repair • Occasional smiling, talking, affection with children • Schedule meets the needs of most of the children 	<p>Score: 6</p> <p>Indicated <u>good to excellent quality</u></p> <ul style="list-style-type: none"> • Books are set-up for independent and shared use • Frequent interaction that is responsive to child's mood and needs • Schedule is modified to meet children's needs • Supervision is individualized • Wide range of vocabulary used/verbal play with children
FCCERS-3	Designed for use in family child care settings	<ul style="list-style-type: none"> • Attention is on caregiving • Moderate amount of talking 	

CLASS Pre-K Overview

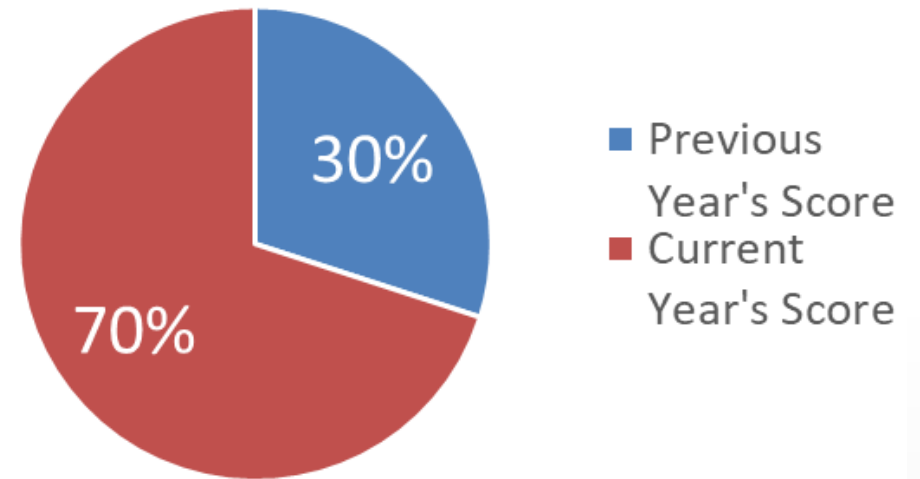
- CLASS Pre-K measures the quality of teacher-child interactions in preschool age classroom settings.
- The CLASS Pre-K metric is comprised of three domains, each with its own floor and target:
 - Emotional Support;
 - Classroom Organization; and
 - Instructional Support.
- Each domain is comprised of dimensions that are scored on a scale of 1 to 7 with higher scores indicating higher quality.

What do the CLASS Pre-K floors and targets represent?

CLASS Pre-K Domain	What does it measure?	What does the Floor Score represent?	What does the Target Score represent?
Emotional Support	Measures teachers' efforts to support children's social and emotional functioning (e.g., teacher sensitivity, emotional connection)	Score: 4.5 Some evidence that the teachers and children share warm, supportive relationships, yet teachers are only sometimes aware of children who need support or attention	Score: 6.0 Evidence of frequent positive communication between teachers and children; teachers consistently are flexible, go along with child's ideas and organize instruction around child interests
Classroom Organization	Measures classroom-level organization (e.g., behavior management, routines)	Score: 4.5 Some evidence that rules/expectations may be stated clearly, but are inconsistently enforced by the teachers	Score: 6.0 Consistent evidence that teachers are proactive, monitor the classroom effectively to prevent problems from developing; they focus on positives and making use of subtle cues
Instructional Support	Measures the ways in which teachers effectively support cognitive and language development in their classrooms (e.g., language modeling, asking open-ended questions)	Score: 2.0 Evidence that teachers rarely provide scaffolding and ignore problems in understanding; feedback to children is often perfunctory (e.g. yes/no, that's right/wrong)	Score: 4.0 Evidence of occasional use of discussions that promote analysis and reasoning; sometimes feedback loops promote exchanges, other times not

Capital Quality Rating

- In general, when calculating a Capital Quality rating, 70 percent of the score is based on each metric from the current year and 30 percent of the score is based on each metric from the previous year.
- In some cases, the current year's scores and the previous year's scores will be the two most recent program years for which OSSE has valid observation data. This means the previous year's score and the current year's score used in the rating calculation may not be consecutive program years (e.g., program year 2016-17 score used for previous year's score and program year 2018-19 score used for current year's score in rating calculation).





Policies for Facilities with Only One Year of Valid Observation Data (i.e. Facilities Initially Designated Preliminary)

Facilities with Only One Year of Valid Observation Data

- OSSE will calculate the Capital Quality rating and designation using one year of **valid observation data** from the **most recent year** in which valid observation data were collected for the facility **prior to the public health emergency**.
- For facilities with one year of valid observation data, this one year of valid observation data will be “weighted” 100 percent in the rating calculation.
- This rating will result in a change in a facility’s designation (to Developing, Progressing, Quality or High-quality) based on one year of data. **The rating and designation using one year of valid observation data will be in effect until facilities have two years of valid observation data**, at which point OSSE will calculate the rating and designation using the two most recent years of valid observation data.

Valid Observation Data Eligible for Use in Rating Calculations

- Due to the public health emergency, OSSE canceled 2019-20 ERS and CLASS Pre-K observations and offered voluntary 2020-21 CLASS Pre-K observations. No 2019-20 or 2020-21 observation data will be used in rating calculations; only valid observation data collected prior to the public health emergency will be used in rating calculations.

Program Year During Which Observation Data Were Collected	May valid data collected during this program year be used in rating calculations?
2015-16	Yes
2016-17	Yes
2017-18	Yes
2018-19	Yes
2019-20	No
2020-21	No





Capital Quality Rating Calculation Using One Year of Valid Observation Data

Rating Calculation

- The Capital Quality rating for birth-to-five facilities with only one year of valid observation data is calculated using the ITERS-3 (or ITERS-R) and CLASS Pre-K metric scores relative to the targets and floors.
 - If a facility has more infant/toddler classrooms than preschool age/pre-K classrooms, then its Capital Quality rating will be weighted more heavily by ITERS-3 (or ITERS-R).
 - If a facility has more preschool age/pre-K classrooms than infant/toddler classrooms, then its Capital Quality rating will be weighted more heavily by CLASS Pre-K.
- Using two example facilities, the following slides demonstrate how the ITERS-3 (or ITERS-R) and CLASS Pre-K metric scores are used to calculate a Capital Quality **rating** which translates into a Capital Quality **designation**.

Rating Calculation: Birth-to-Five Facility with One Year of Valid Observation Data from Both Metrics (ITERS-3 and CLASS Pre-K)

In this example, this Birth-to-Five facility has two infant/toddler classrooms observed with ITERS-3 and four preschool age/pre-K classrooms observed with CLASS Pre-K. This Birth-to-Five facility's scores are presented below.

To calculate the Capital Quality rating, start by calculating the ITERS-3 portion of the rating. In this example, the facility earned the following score:

ITERS-3
Score: 5.5
Target: 6
Floor: 3

The following formula is used to calculate the points earned for Infant/Toddler Classrooms using one year of data.

$$\begin{aligned} &\text{Points Earned for Infant/Toddler Classrooms} \\ &= 100 \times \left(\frac{\text{Score} - \text{Floor}}{\text{Target} - \text{Floor}} \right) \end{aligned}$$

Rating Calculation: Birth-to-Five Facility with One Year of Valid Observation Data from Both Metrics (ITERS-3 and CLASS Pre-K)

Insert the ITERS-3 score (5.5), floor (3) and target (6) into the equation. Then, calculate.

$$100 \times \left(\frac{5.5 - 3}{6 - 3} \right)$$

$$100 \times \left(\frac{2.5}{3} \right) = 83.33$$

ITERS-3 Points Earned: 83.33

Rating Calculation: Birth-to-Five Facility with One Year of Valid Observation Data from Both Metrics (ITERS-3 and CLASS Pre-K)

Next, the CLASS Pre-K portion of the rating is calculated for each domain. The possible points are calculated using scores from the three CLASS Pre-K domains: Emotional Support (ES), Classroom Organization (CO) and Instructional Support (IS). The maximum possible points that can be earned for each CLASS Pre-K domain is 33.33 points.

Therefore, each birth-to-five facility could earn a total of 100 possible points for CLASS Pre-K across all three domains.

Each domain of CLASS Pre-K has a different floor and target, which is presented in the tables below. In this example, the facility earned the following scores:

Emotional Support	Classroom Organization	Instructional Support
Score: 5.0	Score: 4.4	Score: 2.56
Target: 6	Target: 6	Target: 4
Floor: 4.5	Floor: 4.5	Floor: 2

The following formula is used to calculate the points earned in each domain of CLASS Pre-K:

Points Earned for Preschool Age/Pre-K Classrooms

$$= 33.33 \times \left(\frac{\text{Score} - \text{Floor}}{\text{Target} - \text{Floor}} \right)$$

Rating Calculation: Birth-to-Five Facility with One Year of Valid Observation Data from Both Metrics (ITERS-3 and CLASS Pre-K)

To calculate the framework points earned for CLASS Pre-K, the points are calculated separately for each domain as illustrated below:

Emotional Support

Insert the Emotional Support score (5.0), floor (4.5) and target (6) into the equation. Then, calculate.

$$33.33 \times \left(\frac{\text{Score} - \text{Floor}}{\text{Target} - \text{Floor}} \right)$$

$$33.33 \times \left(\frac{5.0 - 4.5}{6 - 4.5} \right)$$

$$33.33 \times \left(\frac{0.5}{1.5} \right) = 11.11$$

CLASS Pre-K Emotional Support Points Earned: 11.11

Rating Calculation: Birth-to-Five Facility with One Year of Valid Observation Data from Both Metrics (ITERS-3 and CLASS Pre-K)

Classroom Organization

Insert the Classroom Organization score (4.4), floor (4.5) and target (6) into the equation. Then, calculate.

$$33.33 \times \left(\frac{\text{Score} - \text{Floor}}{\text{Target} - \text{Floor}} \right)$$

$$33.33 \times \left(\frac{4.4 - 4.5}{6 - 4.5} \right)$$

$$33.33 \times \left(\frac{-0.1}{1.5} \right) = -2.22$$

-2.22 → **0 points**

A facility cannot earn points when they score below the floor, so this facility earns 0 points for Classroom Organization.

CLASS Pre-K Classroom Organization Points Earned: 0

Rating Calculation: Birth-to-Five Facility with One Year of Valid Observation Data from Both Metrics (ITERS-3 and CLASS Pre-K)

Instructional Support

Insert the Instructional Support score (2.56), floor (2) and target (4) into the equation. Then, calculate.

$$33.33 \times \left(\frac{\text{Score} - \text{Floor}}{\text{Target} - \text{Floor}} \right)$$

$$33.33 \times \left(\frac{2.56 - 2}{4 - 2} \right)$$

$$33.33 \times \left(\frac{0.56}{2} \right) = 9.33$$

CLASS Pre-K Instructional Support Points Earned: 9.33

Rating Calculation: Birth-to-Five Facility with One Year of Valid Observation Data from Both Metrics (ITERS-3 and CLASS Pre-K)

In the next step, the points earned from each CLASS Pre-K domain are combined to calculate the total CLASS Pre-K points:

Emotional Support	Classroom Organization	Instructional Support
11.11 points +	0 points +	9.33 points
= 20.44 points		
CLASS Pre-K Points Earned: 20.44		

Rating Calculation: Birth-to-Five Facility with One Year of Valid Observation Data from Both Metrics (ITERS-3 and CLASS Pre-K)

Weighting Points Earned Based on Classroom Composition in the Birth-to-Five Facility

The final step in calculating this Birth-to-Five facility's rating is to combine the facility's points earned from the ITERS-3 score and the points earned from the CLASS Pre-K scores and "weight" them by the proportion of infant/toddler and preschool age/pre-K classrooms served in the facility.

In this example, the classroom composition at this facility includes two infant/toddler classrooms that were observed by ITERS-3 and four preschool age/pre-K classrooms that were observed by CLASS Pre-K; there is a total of six classrooms that have observations.

	Infant/Toddler Classrooms	Preschool Age/Pre-K Classrooms
Number of Classrooms of this Type	2	4
Total Number of Classrooms in the Facility	6	6
Proportion of Classrooms of this Type	$\frac{2}{6}$	$\frac{4}{6}$

Rating Calculation: Birth-to-Five Facility with One Year of Valid Observation Data from Both Metrics (ITERS-3 and CLASS Pre-K)

In this example, two of the six classrooms in the facility are infant/toddler classrooms that were observed by ITERS-3, so the ITERS-3 total points earned (83.33) are multiplied by the proportion $\left(\frac{2}{6}\right)$ of infant/toddler classrooms that have ITERS-3 observations. This results in 27.78 ITERS-3 points.

$$(\text{Points}) \times (\text{Classroom Proportion})$$

$$83.33 \times \left(\frac{2}{6}\right) = 27.78$$

Weighted ITERS-3 Points Earned: 27.78

In this example, four of the six classrooms in the facility are preschool age/pre-K classrooms that were observed by CLASS Pre-K, so the CLASS Pre-K total points earned (20.44) are multiplied by the proportion $\left(\frac{4}{6}\right)$ of preschool age/pre-K classrooms that have CLASS Pre-K observations. This results in 13.63 CLASS Pre-K points.

$$(\text{Points}) \times (\text{Classroom Proportion})$$

$$20.44 \times \left(\frac{4}{6}\right) = 13.63$$

Weighted CLASS Pre-K Points Earned: 13.63

Rating Calculation: Birth-to-Five Facility with One Year of Valid Observation Data from Both Metrics (ITERS-3 and CLASS Pre-K)

Finally, the weighted points earned from ITERS-3 (27.78 points) and the weighted points earned from CLASS Pre-K (13.63 points) are added together for a total of 41.41 points.

$$\left(\begin{array}{c} \text{Weighted ITERS-3} \\ \text{Points Earned} \end{array} \right) + \left(\begin{array}{c} \text{Weighted CLASS Pre - K} \\ \text{Points Earned} \end{array} \right)$$

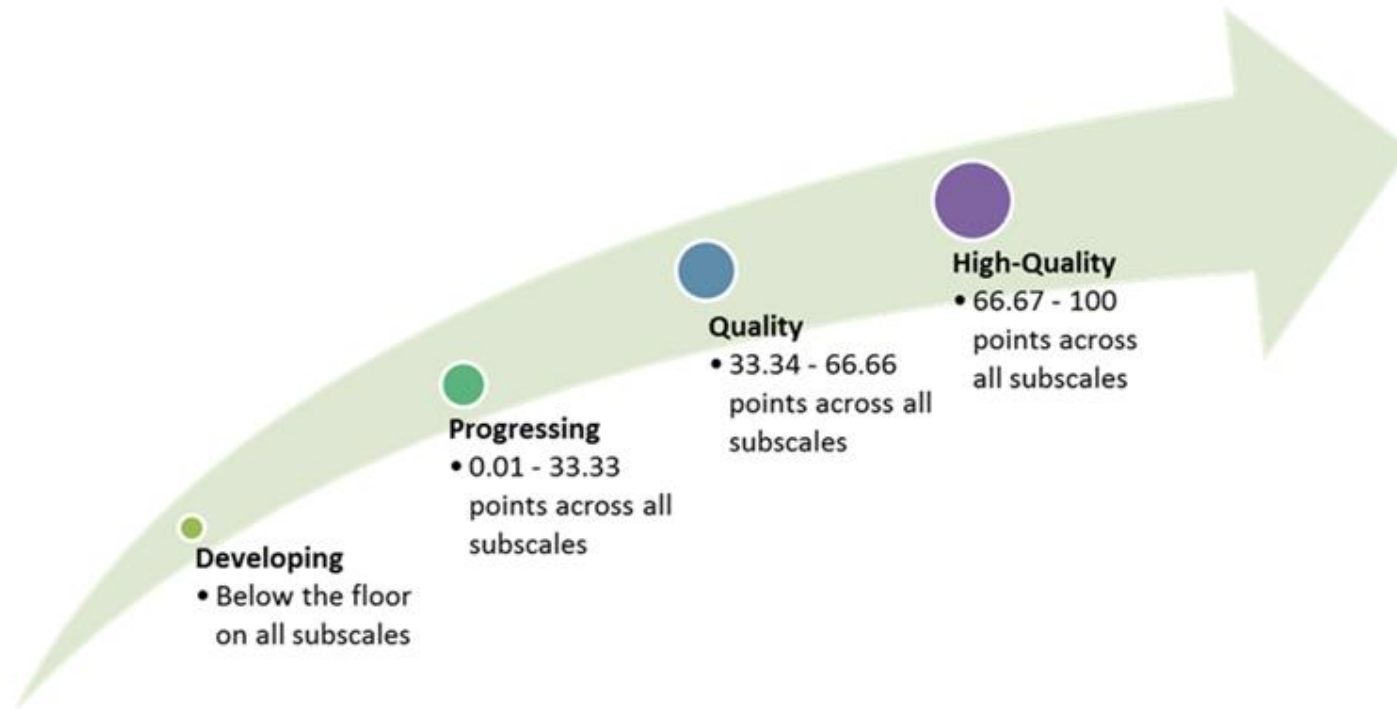
$$27.78 + 13.63 = 41.41$$

Capital Quality Rating: 41.41

This rating of 41.41 points translates to a Quality designation, meaning this facility would earn a Capital Quality designation of Quality.

Capital Quality Designation: Quality

Rating Calculation: Birth-to-Five Facility with One Year of Valid Observation Data from Both Metrics (ITERS-3 and CLASS Pre-K)



This rating of 41.41 points translates to a Quality designation, meaning this facility would earn a Capital Quality designation of Quality.

Capital Quality Designation: Quality

Rating Calculation: Birth-to-Five Facility with One Year of Valid Observation Data from One Metric (ITERS-3 or CLASS Pre-K)

In this example, this Birth-to-Five facility has **five** infant/toddler classrooms observed with ITERS-3 and **zero** preschool age/pre-K classrooms observed with CLASS Pre-K due to enrollment at the time of observation (although the facility is licensed to serve children 6 weeks through 40 months old). This Birth-to-Five facility's scores are presented below.

To calculate the Capital Quality rating, start by calculating the ITERS-3 portion of the rating. In this example, the facility earned the following score:

ITERS-3
Score: 4.8
Target: 6
Floor: 3

The following formula is used to calculate the points earned for Infant/Toddler Classrooms observed with ITERS-3:

$$\begin{aligned} &\text{Points Earned for Infant/Toddler Classrooms} \\ &= 100 \times \left(\frac{\text{Score} - \text{Floor}}{\text{Target} - \text{Floor}} \right) \end{aligned}$$

Rating Calculation: Birth-to-Five Facility with One Year of Valid Observation Data from One Metric (ITERS-3 or CLASS Pre-K)

Insert the ITERS-3 score (4.8), floor (3) and target (6) into the equation. Then, calculate.

$$100 \times \left(\frac{4.8 - 3}{6 - 3} \right)$$

$$100 \times \left(\frac{1.8}{3} \right) = 60.00$$

ITERS-3 Points Earned: 60.00

Rating Calculation: Birth-to-Five Facility with One Year of Valid Observation Data from One Metric (ITERS-3 or CLASS Pre-K)

Next, the CLASS Pre-K portion of the rating is calculated for each domain. The possible points are calculated using scores from the three CLASS Pre-K domains: Emotional Support (ES), Classroom Organization (CO) and Instructional Support (IS). The maximum possible points that can be earned for each CLASS Pre-K domain is 33.33 points.

Therefore, each birth-to-five facility could earn a total of 100 possible points for CLASS Pre-K across all three domains.

Each domain of CLASS Pre-K has a different floor and target, which is presented in the tables below. In this example, the facility did not earn any scores since no classrooms were observed using CLASS Pre-K:

Emotional Support	Classroom Organization	Instructional Support
Score: N/A	Score: N/A	Score: N/A
Target: 6	Target: 6	Target: 4
Floor: 4.5	Floor: 4.5	Floor: 2

The following formula is used to calculate the points earned in each domain of CLASS Pre-K:

Points Earned for Preschool Age/Pre-K Classrooms

$$= 33.33 \times \left(\frac{\text{Score} - \text{Floor}}{\text{Target} - \text{Floor}} \right)$$

Rating Calculation: Birth-to-Five Facility with One Year of Valid Observation Data from One Metric (ITERS-3 or CLASS Pre-K)

To calculate the framework points earned for CLASS Pre-K, the points are calculated separately for each domain as illustrated below:

Emotional Support

This facility has no Emotional Support score, so no scores are calculated for this domain of CLASS Pre-K.

CLASS Pre-K Emotional Support Points Earned: Not Applicable (N/A)

Classroom Organization

This facility has no Classroom Organization score, so no scores are calculated for this domain of CLASS Pre-K.

CLASS Pre-K Classroom Organization Points Earned: N/A

Instructional Support

This facility has no Instructional Support score, so no scores are calculated for this domain of CLASS Pre-K.

CLASS Pre-K Instructional Support Points Earned: N/A



Rating Calculation: Birth-to-Five Facility with One Year of Valid Observation Data from One Metric (ITERS-3 or CLASS Pre-K)

In the next step, the points earned from each CLASS Pre-K domain are combined to calculate the total CLASS Pre-K points, which, in this case are Not Applicable (N/A):

Emotional Support	Classroom Organization	Instructional Support
N/A	N/A	N/A
N/A		
CLASS Pre-K Points Earned: N/A		

Rating Calculation: Birth-to-Five Facility with One Year of Valid Observation Data from One Metric (ITERS-3 or CLASS Pre-K)

Weighting Points Earned Based on Classroom Composition in the Birth-to-Five Facility

The final step in calculating this Birth-to-Five facility's rating is to combine the facility's points earned from the ITERS-3 score and the points earned from the CLASS Pre-K scores and "weight" them by the proportion of infant/toddler and preschool age/pre-K classrooms served in the facility.

In this example, the classroom composition at this facility includes five infant/toddler classrooms that were observed by ITERS-3 and no (zero) preschool age/pre-K classrooms that were observed by CLASS Pre-K; there is a total of five classrooms that have observations.

	Infant/Toddler Classrooms	Preschool Age/Pre-K Classrooms
Number of Classrooms of this Type	5	0
Total Number of Classrooms in the Facility	5	5
Proportion of Classrooms of this Type	$\frac{5}{5}$	$\frac{0}{5}$

Rating Calculation: Birth-to-Five Facility with One Year of Valid Observation Data from One Metric (ITERS-3 or CLASS Pre-K)

In this example, five of the five classrooms in the facility are infant/toddler classrooms that were observed by ITERS-3, so the ITERS-3 total points earned (60.00) are multiplied by the proportion ($\frac{5}{5}$) of infant/toddler classrooms that have observations. This results in 60.00 ITERS-3 points.

$$(\text{Points}) \times (\text{Classroom Proportion})$$

$$60.00 \times \left(\frac{5}{5}\right) = 60.00$$

Weighted ITERS-3 Points Earned: 60.00

In this example, none of the five classrooms in the facility were preschool age/pre-K classrooms that were observed by CLASS Pre-K, so there were no CLASS Pre-K points earned (N/A) and the proportion of preschool age/pre-K classrooms that have observations is $\frac{0}{5}$. This results in CLASS Pre-K points having no weight since no CLASS Pre-K observations were conducted and no CLASS Pre-K points were earned.

$$(\text{Points}) \times (\text{Classroom Proportion})$$

$$N/A \times \left(\frac{0}{5}\right) = N/A$$

Weighted CLASS Pre-K Points Earned: N/A

Rating Calculation: Birth-to-Five Facility with One Year of Valid Observation Data from One Metric (ITERS-3 or CLASS Pre-K)

Finally, the weighted points earned from ITERS-3 (60.00 points) and the weighted points earned from CLASS Pre-K (N/A) are added together for a total of 60.00 points.

$$\left(\begin{array}{c} \text{Weighted ITERS-3} \\ \text{Points Earned} \end{array} \right) + \left(\begin{array}{c} \text{Weighted CLASS Pre - K} \\ \text{Points Earned} \end{array} \right)$$

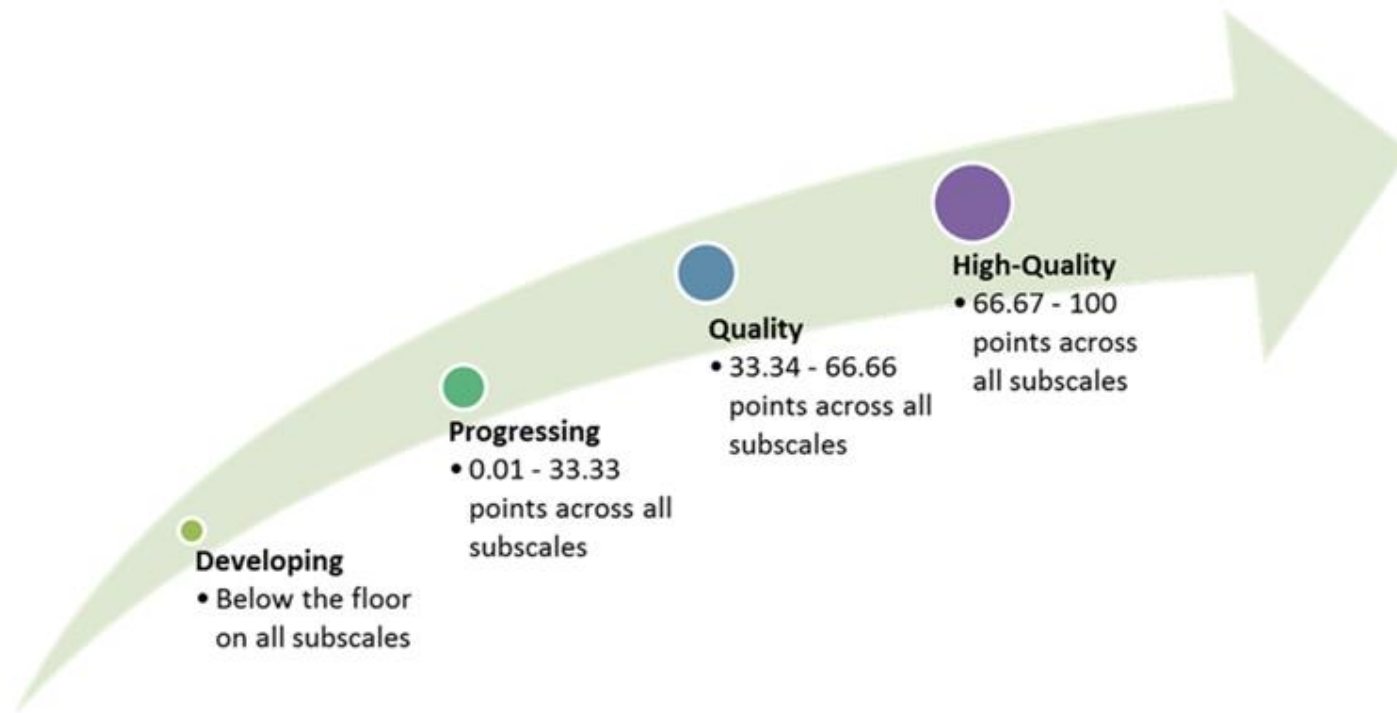
$$60.00 + N/A = 60.00$$

Capital Quality Rating: 60.00

This rating of 60.00 points translates to a Quality designation, meaning this facility would earn a Capital Quality designation of Quality.

Capital Quality Designation: Quality

Rating Calculation: Birth-to-Five Facility with One Year of Valid Observation Data from One Metric (ITERS-3 or CLASS Pre-K)



This rating of 60.00 points translates to a Quality designation, meaning this facility would earn a Capital Quality designation of Quality.

Capital Quality Designation: Quality



Next Steps

Next Steps

- A recording of this webinar will be posted on the OSSE website at <https://osse.dc.gov/page/capital-quality-gris>.
- Available Technical Assistance: Office Hours

Date and Time Block	Link to Register
Wednesday, July 14, 2021, 4:30-6:30 p.m.	Use this link to register for a 20-minute slot within any of the date and time blocks: https://www.signupgenius.com/go/10C0C45A9A82FA6FBC52-capital
Thursday, July 15, 2021, 9-11 a.m.	
Tuesday, July 20, 2021, 8:30-10:30 a.m.	
Wednesday, July 21, 2021, 4:30-6:30 p.m.	

- Expect email communication in August 2021 for the program year 2020-21 validation process.
- Email CapitalQuality@dc.gov with any questions after today's webinar.



Thank you!

FIND US

ADDRESS:

1050 First St. NE,
Washington, DC 20002

EMAIL:

CapitalQuality@dc.gov

GET SOCIAL



facebook.com/ossedc



twitter.com/ossedc



youtube.com/DCEducation



www.osse.dc.gov