

Chapter 9 Education and Neighborhood Amenities

	Page
Public Education.....	329
Office of State Superintendent of Education.....	329
Programs.....	329
State Board of Education.....	330
DC Public Schools.....	331
Student Achievement.....	331
School Modernization.....	332
Progress in Special Education.....	332
Serving Our Youngest Students.....	332
Enrollment DCPS and Public Charter Schools.....	333
DCPS Graduation Rates.....	333
Student Test Scores.....	334
Finances and Salaries.....	336
Public School System Facilities.....	336
Enrollment in Private and Postsecondary Institutions.....	337
DC Public Library.....	339
Services Offered to the Public.....	340
Capital Improvement.....	341
DCPL - Organization.....	342
DCPL – Performance Measures.....	342
The DC Commission on the Arts and Humanities.....	344
Arts Education and Outreach Programs and Special Events.....	344
Department of Parks and Recreation.....	347
Parks and Recreation Facilities.....	347
Programs and Enrollment.....	347
Agency Objectives.....	348

Public Education

Office of State Superintendent of Education

The Office of the State Superintendent of Education (OSSE) plays many diverse roles in the lives of children, teens, and adults seeking an education in the District of Columbia. Technically, the agency sets statewide policies, provides resources and support, and exercises accountability for all public education in DC. However, what you might not know is that OSSE is also ensuring that children and families receive year round access to well balanced meals by providing federal reimbursements, training and nutrition education to program participants. OSSE also provides transportation to school for District children with special needs.

Programs

As the State Education Agency for DC, the OSSE sets statewide policies, provides resources and support, and exercises accountability for ALL public education in DC.

- **Adult and Family Education:** Adult and Family Education (AFE) is a federally established agency that: (1) re-grants federal and local funds to eligible providers of adult education services; (2) facilitates state leadership activities including professional development, technical assistance and monitoring; and, (3) maintains and reports state and local program performance, progress and outcome data.
- **Assessment and Accountability:** Assessment: OSSE is responsible for administering multiple education assessments annually. Find information on the DC CAS, the DC CAS-Alt, and ACCESS for ELLs. Accountability: Under the federal Elementary and Secondary Education Act, the District of Columbia is required to collect and report data on school and LEA education statistics.
- **Division of Special Education:** The Division of Special Education provides the public with access to information about special education related services, approved placements and direct on line connections to helpful documents.
- **Early Childhood Education:** The **Division of Early Childhood Education** provides leadership and coordination to ensure that all District of Columbia children, from birth to kindergarten entrance, have access to high quality early childhood development programs and are well prepared for school.
- **Educator Licensure and Accreditation:** Our mission: To maintain the highest standards of service, accountability and quality to licensure applicants, local educational agencies, university partners, and local, state and federal stakeholders in the educational community.
- **Education Licensure Commission:** The Education Licensure Commission (ELC, the “Commission”) is a five-member Mayoral appointed regulatory, consumer protection authority. They are responsible for public protection with regard to legitimate quality education in the District of Columbia.
- **Grants Management and Compliance:** The Grants Management and Compliance Office works cooperatively with local and federal government grant making organizations and sub-grantees to ensure that grants are managed properly and that government funds are spent in accordance with applicable laws and regulations.
- **Higher Education Financial Services (HEFS):** Higher Education Financial Services (HEFS) administers the District of Columbia’s state-level higher education grant programs: the DC Tuition Assistance Grant Program (DCTAG) and DC Leveraging Educational Assistance Partnership (DCLEAP).

- **Public Charter School Financing and Support:** The Office of Public Charter School Financing and Support (OPCSFS) was created in the FY 2003 Appropriations Act. The OPCSFS manages several federally funded programs for public charter school facility financing.
- **Race to the Top:** On August 24, 2010, the District of Columbia was one of 12 states awarded a Race to the Top grant by the U.S. Department of Education. This program required the District of Columbia to develop a comprehensive reform initiative built around four assurance areas.
- **Special Education Transportation (DOT):** The Special Education Division of Transportation (DOT) is a transportation entity that consistently provides safe and appropriate transportation services to eligible special education students.
- **Statewide Longitudinal Education Data System (SLED):** The Statewide Longitudinal Education Data System (SLED) is a single, comprehensive repository of student and education-related data needed to improve education planning, management, reporting, instruction and evaluation.
- **Student Hearing Office:** The Individuals with Disabilities Education Act (IDEA), 20 U.S.C. § 1400 et seq., requires that each state and the District of Columbia establish and maintain procedures to ensure that parents of children with disabilities and public educational agencies have an opportunity to seek an impartial due process hearing to resolve disagreements over the identification, evaluation, educational placement of a child with disabilities, or the provision of a free appropriate public education to the child.
- **Wellness and Nutrition Services:** The mission of the Wellness and Nutrition Services Division is to work with schools and community based organizations to promote positive healthy behaviors and to improve the quality of life for children and youth in the District of Columbia.

State Board of Education

The DC State Board of Education was established on June 12, 2007, as part of the “District of Columbia Public Education Reform Amendment Act of 2007.” The Board consists of nine elected members. One is elected at large and there is one from each of the eight Wards of the District of Columbia. There is a President and Vice-President elected annually by the State Board members themselves.

The DC State Board of Education is responsible for advising the State Superintendent of Education on educational matters, including: state standards; state policies, including those governing special, academic, vocational, charter and other schools; state objectives; and state regulations proposed by the mayor or the State Superintendent of Education.

District of Columbia Public Schools (DCPS)

Student Achievement

In the past three years, according to the DC Comprehensive Assessment System (DC CAS), both elementary and secondary District of Columbia Public School (DCPS) students have made dramatic gains—as much as 17 percentage points—in reading and math.

In addition:

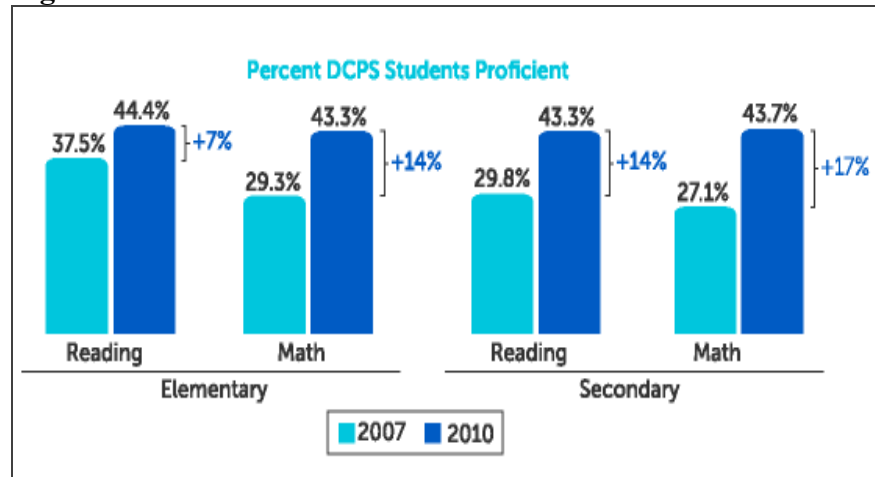
- African-American secondary students have seen double digit gains in reading and math.
- The percentage of our secondary students who achieved advanced status in reading and math has more than doubled.
- The percentage of our special education students achieving proficient status has more than doubled.

DCPS is:

- The only urban jurisdiction that made significant gains in grades 4 and 8.
- The only urban jurisdiction in which every subgroup improved their scores.
- DCSP led the nation in growth among Hispanics and was second in the nation in growth among African-Americans.

According to the National Assessment of Educational Progress (NAEP), the gold standard of student assessment, since 2007, DCPS has led the nation in growth among 4th graders (Table 9.1).

Figure 9.1.



Growth Ranking 2007 to 2009	Urban School District	Change 2007 to 2009
1	District of Columbia (DCPS)	+6
2	Boston	+3
3	San Diego	+2
4	Chicago	+2
5	Atlanta	+2
6	Houston	+2
7	New York City	+1
8	Charlotte	+1
9	Los Angeles	+1
10	Austin	0
11	Cleveland	-2

School Modernization

Since 2007, 27 schools have been modernized, or have modernization underway, with a special focus on the most at-risk areas of the city (Table 9.2). Improving the educational environment in every classroom and academic space positively impacts learning and student growth. By 2014, every school in the district will have been modernized.

Improvements Include:

- \$156 million spent for school construction in Ward 5, the largest dollar amount spent in a ward in the city, and \$133 million in Ward 8, the second largest amount spent in a single ward.
- Bringing online more than 6,300 new school-based computers for teachers and school staff.
- Upgrading 51 school health suites.

Progress in Special Education

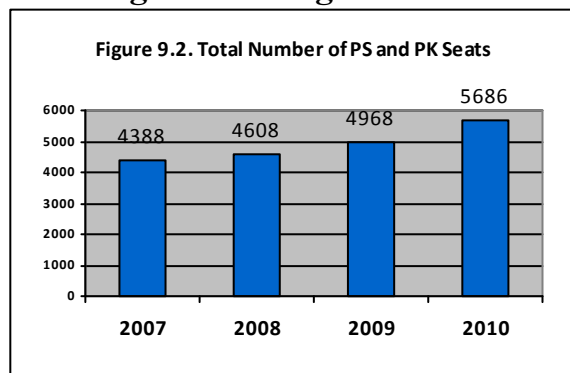
A commitment to serving our special education students has led to unprecedented progress over the last three years:

Created Early Stages...an innovative diagnostic center for children between the ages of two and five years old, helps parents identify any delays that a child may have and provide appropriate services to help address those delays. Services are available free to all families that live in the District.

Implemented Full Service Schools...a school model in select middle schools helps students get the mental and academic support needed to be successful. This program marks the first large scale in-school wrap around support model in the District.

Closed the JC. V. Vance Case ...a six year old class action lawsuit against DCPS and the Department of Corrections (DOC) about special education services for incarcerated youth. This marks a major milestone in DCPS' efforts to provide quality special education services to all special needs students in compliance with the Individuals with Disabilities Education Act.

Serving our Youngest Students



Parents are embracing the high quality, early childhood options provided by DCPS.

- Since 2007, DCPS has added more than 1,300 preschool, pre-Kindergarten, and Head Start seats across all eight wards.
- For 2010-2011, this will mean 25 new classrooms across 18 schools, and represents an increase of 225 preschool seats and 200 Pre-K seats over 2009-2010.
- Already in the 2010-2011 school year Kindergarten enrollment has increased by 9% over the last school year.

<i>Modernized School</i>	<i>Ward</i>
H.D. Cooke ES	1
Tubman ES	1
School Without Walls HS	2
Deal MS	3
Janney ES	3
Stoddert ES	3
Wilson HS	3
Truesdell EC	4
Whittier EC	4
Burroughs EC	5
Phelps ACE HS	5
Wheatley EC	5
Brent ES	6
Eastern HS	6
J.O. Wilson ES	6
Tyler ES	6
Walker-Jones EC	6
Burrville ES	7
Drew ES	7
Sousa MS	7
Thomas ES	7
Woodson HS	7
Anacostia HS	8
Ferebee-Hope ES	8
Johnson MS	8
King ES	8
Savoy ES	8

Enrollment – DCPS and Public Charter Schools

All public and public charter schools in the District of Columbia receive funding according to the number of students who are enrolled and the provisions of the Uniform Per Student Funding Formula. The DC Official Code § 38-1804.02 (d) (2) requires an audit that evaluates the accuracy of the fall student enrollment count of the DC Public Schools (DCPS) and the public charter schools. An independent auditing firm is contracted by the Office of the State Superintendent of Education to conduct the count.

The final enrollment count for the 2010-2011 School year shows that the number of students attending DC Public Schools (DCPS) and public charter schools jumped by 3.5 percent to 74,997 students, making it the first time that both school systems increased their enrollment. Enrollment in DCPS increased by 913 students to 45,631 and public charter school enrollment increased by 1,705 to 29,366. The largest growth was recorded in early childhood education.

School Type	Enrollment (2010 – 2011)
Total	74,997
DCPS	45,631
Public Charter Schools	29,366
Source: Office of State Superintendent of Education	

Current DCPS Graduation Rate

For the purpose of reporting to the federal government –No Child Left Behind (NCLB) and the Common Core of Data collection – DC has used the method below. It is different from what is recommended by the National Governors’ Association (NGA).

For NCLB, the formula for graduation rate in DC is the number of graduates for a class divided by the sum of the number of graduates and the number of dropouts for that class as it progressed from Grade 9 to Grade 12. The number of graduates includes students who graduated in the summer after their 12th grade year. This is shown in detail below for the Class of 2010.

$$\text{SY2010 Graduation Rate} = \frac{\text{SY2010 Graduates}}{(\text{SY2010 Graduates} + \text{SY2010 12}^{\text{th}} \text{ Grade Dropouts} + \text{SY2009 11}^{\text{th}} \text{ Grade Dropouts} + \text{SY2008 10}^{\text{th}} \text{ Grade Dropouts} + \text{SY2007 9}^{\text{th}} \text{ Grade Dropouts})}$$

Dropouts are defined as students who are enrolled in school on the official membership day in October of one year and not enrolled in school on the official membership day in October of the following year and whose reason for leaving school is one of the following:

- Whereabouts Unknown
- No Show
- Voluntary
- Work
- Adult Education
- Non-Attendance

Senior High Schools	2005	2006	2007	2008	2009	2010
Anacostia High School	49.10%	49.70%	53.70%	58.93%	57.03%	57.84%
Ballou Senior High School	63.50%	44.60%	60.90%	61.40%	81.71%	75.69%
Banneker Senior High	96.30%	96.70%	100.00%	98.67%	95.65%	95.51%
Bell High School	57.90%	42.10%	46.30%	60.66%	51.85%	68.12%
Cardozo High School	72.90%	64.90%	61.30%	64.52%	73.93%	66.82%
Coolidge High School	78.90%	74.80%	76.00%	85.09%	89.10%	95.30%
Duke Ellington School	79.80%	84.00%	89.20%	92.04%	98.15%	96.36%
Dunbar High School	90.80%	80.30%	79.40%	81.74%	74.66%	68.07%
Eastern High School	62.50%	52.00%	55.80%	56.90%	67.53%	63.67%
Luke C. Moore Academy	37.80%	31.80%	32.30%	32.65%	38.58%	61.44%
M.M. Washington SHS	81.20%	87.10%	76.80%	90.22%	n/a	n/a
McKinley Tech	n/a	n/a	94.50%	95.81%	96.48%	91.71%
Roosevelt High School	61.60%	58.30%	53.70%	60.66%	73.93%	55.16%
School WW High School	93.70%	88.50%	97.90%	91.67%	89.90%	93.10%
Spingarn High School	71.00%	62.40%	n/a	62.50%	75.68%	74.47%
Wilson High School	78.00%	83.00%	80.50%	76.51%	80.25%	82.46%
Woodson High School	77.60%	71.50%	76.60%	86.85%	92.19%	80.70%
Average	72.03%	66.98%	70.93%	73.93%	77.29%	76.65%

Notes – McKinley HS opened in school year 2006 -2007

Student Test Scores

During the 2005-06 school year, 1,496 District of Columbia Public School students* participated in the Scholastic Aptitude Test (SAT) Program. The results reveal that the average verbal score decreased from 2000 to 2001 and since then, has slowly increased, especially from 2003 to 2004. Mathematics scores also decreased from 2000 to 2001 and since then, have increased slowly.

(School Year)	VERBAL						MATHEMATICS					
	2000-01	2001-02	2002-03	2003-04	2004-05	2005-06	2000-01	2001-02	2002-03	2003-04	2004-05	2005-06
DC Public Schools*	414	402	400	404	412	414	408	396	396	396	402	404
Charter	N/A	N/A	N/A	N/A	N/A	N/A	N/A	N/A	N/A	N/A	N/A	N/A
Religiously affiliated	604	605	598	598	601	608	596	595	590	592	585	595
Independent	600	602	610	616	621	623	584	585	600	602	608	605
National Average	505	506	504	507	508	508	514	514	516	519	518	520

* Charter schools are not included

** Scores shown are yearly averages.

Source: The College Board

From 2000-01 to 2001-02, the number of students graduating from DCPS increased by 86. However, this number decreased again in 2002-03 and 2003-04.

<i>(School Year)</i>	2000-01	2001-02	2002-03	2003-04	2004-05
DC Public School	2,808	2,894	2,723	2,740	N/A
Public Charter School Board	N/A	N/A	N/A	N/A	339*
Board of Education Charter Schools	N/A	N/A	N/A	N/A	94*

*Estimated numbers – calculated from graduation rates per school
Source: DC Public Schools, District of Columbia Public Charter School Board School Performance Report August 2005, District of Columbia Board of Education Public Charter Schools Individual School Reports

School	SAT Data				AP Data		
	# Takers	Mean Reading	Mean Math	Mean Writing	# Takers	# Exams	# Grades 3-5
Anacostia	61	340	330	322	0	0	0
Banneker	84	502	494	503	80	137	50
CHEC	129	379	381	387	335	442	60
Booker T Washington	42	337	329	329	0	0	0
Coolidge	102	368	352	352	29	40	2
Cesar Chavez -- Capitol Hill	51	408	376	391	41	69	9
Luck C Moore	18	384	334	353	0	0	0
McKinley Tech	156	419	403	415	147	190	18
Dunbar	129	361	355	353	19	20	0
Eastern	66	359	327	340	4	6	0
Friendship Collegiate	198	366	343	358	416	534	21
Cardoza	96	335	341	335	70	106	3
Ballou	120	337	328	329	19	34	0
HD Woodson	104	346	321	329	29	29	0
IDEA PCS	28	363	351	354	11	11	0
KIMA PCS	15	382	365	353	0	0	0
Hospitality PCS	16	401	358	374	28	32	0
Maya Angelou PCS	29	369	352	367	43	49	1
Hyde Leadership PCS	47	347	330	329	24	29	1
School Without Walls	88	535	508	527	170	330	151
SEED PCS	19	398	396	429	31	49	4
Spingarn	39	354	317	345	12	12	0
Cesar Chavez -- Parkside	26	397	364	377	7	11	1
Thurgood Marshall Academy PCS	60	389	382	383	48	72	14
Roosevelt	77	345	339	331	37	44	10
Duke Ellington	84	478	417	459	77	109	34
Washington Math Science Tech PCS	78	394	389	396	58	83	1
Wilson	302	482	478	485	464	1079	519
Young America Works	25	351	324	338	0	0	0
Ideal Academy PCS	6	337	317	377	0	0	0
Total/Average	2295	385	367	377	2199	3517	899

Source: College Board

Average SAT scores are low: the average 2008-09 SAT scores among all public high schools in DC were lower than national averages by 116 points in readings, 148 points in mathematics and 116 points in writing. Participation in both the SAT and Advanced Placement exams dropped from 2007-08 school year to the 2008-09 school year. About a quarter of the Advanced Placement exams taken by DC public school students received a “passing” score of 3 or higher, while nationally passing 58% of exams received passing scores.

Finances and Salaries

Table 9.8. DC Public School System Finances								
Actual Expenditures of Public Schools (\$ In Actual Values)								
Fiscal Year)		2004	2005	2006	2007	2008	2009	2010
District of Columbia Public Schools								
	Local	\$775,463,000	\$788,734,000	\$819,223,000	\$827,796,000	\$874,214,000	\$576,049,000	\$517,674,000
	Federal	\$125,262,000	\$138,709,000	\$123,653,000	\$137,416,000	\$18,433,000	\$48,929,000	\$54,068,000
	Private	\$3,728,000	\$4,241,000	\$5,704,000	\$8,216,000	\$6,194,000	\$6,433,000	\$21,512,000
	Intra-District	\$58,446,000	\$51,641,000	\$47,229,000	\$61,603,000	\$110,297,000	\$103,374,000	\$193,102,000
	Other	\$6,082,000	\$7,355,000	n/a	n/a	n/a	\$3,362,000	\$5,153,000
	DCPS Subtotal	\$968,981,000	\$990,680,000	\$995,809,000	\$1,035,031,000	\$1,009,138,000	\$738,147,000	\$791,509,000
Public Charter Schools								
	Total local (DC budget)	\$161,969,000	\$188,324,000	\$232,037,783	\$279,736,310	\$323,586,369	\$385,895,930	\$375,888,337
	Charged to following FY (CAFR)	\$46,456,000	\$58,419,000	66,120,690	80,091,428	91,312,093	92,970,408	108,209,752
	Total Charged to current FY	\$115,513,000	\$129,905,000	161,069,121	197,067,482	225,362,891	292,925,522	267,635,619
	Grand Total Expenditure	\$1,084,494,000	\$1,120,585,000	227,189,810	277,158,909	316,674,983	385,895,930	375,845,371
Sources: DC Government, annual Congressional budget submissions								
Notes: Medicaid reimbursements moved from Federal to Intra-District category beginning in FY 2004								

Public School System Facilities

Table 9.9. Public School System Facilities*				
(2010-2011 School Year)				
DCPS		Public Charter Schools**		System Total
Elementary Schools	85	Charter Regular Schools	93	
Middle Schools	14	Middle Schools	n/a	
Senior High Schools	19	Senior High Schools	n/a	
Special Education Schools	5	Special Education Schools	1	
Alternative Programs	8	Alternative Programs	3	
Total DCPS Schools	131	Public Charter Total	97	228
*The number of schools reported here is based on the audited enrollment information for DCPS and public charter schools.				
**Charter Schools do not fit the standard definition. For example, there are schools that have programs serving students from pre-school through 8th grade, kindergarten through 12 grade.				

Enrollment in Private and Postsecondary Institutions

2007-2008 Student Enrollments in Private Schools in Washington, DC

Because the District of Columbia does not track private school attendance, enrollment record data of private schools are not housed in one area. The enrollment figures presented below are based on the data reported in the National Center for Education Statistic's Private School Universe Survey.

For 2007-2008, the NCES Private School Universe Survey report contained 84 schools with a total enrollment of 17,919 students.

Table 9.10. Non-Public School Enrollment (School Year 2007-2008)							
	American Indian/Alaskan	Asian/Pacific Islander	Black	Hispanic	White	Race Unknown	Student Totals
Students Enrolled in DC Nonpublic Schools*	32	603	5,317	993	7,647	3,327	17,919
* Data taken from U.S. Department of Education 2003-2004 Private School Survey; survey is voluntary so therefore the numbers do not represent the total nonpublic schools in the District. Source: National Center for Education Statistics 2003-2004 Private School Universe Survey							

Table 9.11. Students Enrolled in Archdiocese of Washington Schools (School Year 2005-2006)							
	American Indian/Alaskan	Asian/Pacific Islander	Black	Hispanic	White	Other	Student Totals
Students Enrolled in Catholic School	25	205	4,157	602	2,930	187	8,106
Source: Archdiocese of Washington							

Enrollment in Postsecondary Institutions

Washington, DC is an educational center with 16 degree-granting institutions of higher education having home campuses within its boundaries. In the fall of 2009, those colleges, universities and seminaries had 83,402 undergraduates and 53,072 graduate students enrolled. Strayer University had the largest undergraduate enrollment of 39,864 students, or 48 percent of the total undergraduate students in the District of Columbia. George Washington University had the largest number of graduate students, with 14,503 students enrolled, or 27 percent of graduate students in the District of Columbia. In addition to the degree-granting institutions with home campuses in Washington, DC, there are numerous branches of out-of-state universities and specialized public and private research centers.

Table 9.12. Enrollment in Postsecondary Institutions in the District of Columbia: 2005-2009

Fall Enrollment	2005 - 2006		2006 - 2007		2007 - 2008		2008 - 2009	
Institution Name	Undergraduate	Graduate	Undergraduate	Graduate	Undergraduate	Graduate	Undergraduate	Graduate
American University	5962	5416	6041	5408	6311	5373	6648	5593
Catholic University of America	3123	3025	3326	3114	3469	3236	3466	3302
Corcoran College of Art and Design	895	128	821	154	764	178	691	230
Dominican House of Studies	N/A	72	N/A	85	N/A	91	N/A	96
Gallaudet University	1161	404	1040	383	986	403	1081	407
George Washington University	10813	13718	10701	14377	10590	14526	10558	14503
Georgetown University	6853	7295	7038	7788	7092	8226	7461	9059
Howard University	7309	3462	6998	3127	7145	3175	7176	3397
Potomac College	299	N/A	318	N/A	466	N/A	298	N/A
Southeastern University - closed 2009	712	200	555	232	482	160	N/A	N/A
Strayer University	21940	8714	25101	10653	33018	12473	39864	14461
Trinity Washington University	951	646	1043	587	1128	599	1389	635
University of the District of Columbia	5300	234	5137	234	5121	218	4770	190
University of the District of Columbia/David A Clarke School of Law	N/A	235	N/A	237	N/A	245	N/A	293
Washington Theological Union	N/A	259	N/A	240	N/A	252	N/A	256
Wesley Theological Seminary	N/A	451	N/A	487	N/A	447	N/A	650
Total	65318	44259 68119		47106	76572	49602	83402	53072

Source: <http://nces.ed.gov/ipeds/datacenter/Default.aspx>.

District of Columbia Public Library

The District of Columbia Public Library (DCPL) is a dynamic source of information, programs, books and other library materials and services that improve the quality of life for District residents, from the very young to the oldest seniors. The Library provides access to materials, information, programs and services that, when combined with expert staff, enables every resident access to lifelong learning and an enhanced quality of life that helps to build a thriving city. The Library provides environments that invite reading, community conversation, creative inspiration, lectures, films, computer use, job searches, story hour, and a great deal more.

Since its founding in 1896, the Library has reported to a Board of Library Trustees. The Trustees are individually nominated by the mayor and confirmed by City Council; their actions as a Board are governed by District statute and library by-laws. The Library is led by the Chief Librarian who is hired by the Board of Library Trustees and who serves at its pleasure.

A 21st Century Library

The transformation of DC Public Library into a 21st Century Library is well underway. A 21st century library is focused less on where to put “stuff” and more on how to provide access to the tools and resources people need. Many District residents turn to DC Public Library for that access, and many of the Library’s materials and resources are now available to the public 24/7 via our website and material licensed downloading. The Library provides free wifi at all locations and is the single largest provider of free public access computers in the District. The result, continuing increase in public access computer sessions (see Table 9.13 – DC Public Library Performance Measures) and a doubling in each of the last 2 years of materials downloaded. Public access computers are in use 90% of the time the Library is open and use of wifi continues to grow with smart phones, iPads and personal computers.

In the past 2 years, the Library has opened 10 NEW libraries that have transformed and revitalized neighborhoods. According to the DC Office of Planning, “Libraries can play a crucial role in encouraging innovation and creativity, and DCPL can be a key partner in helping to foster entrepreneurial activity and in ensuring that all of the District’s communities benefit from its growing economic prosperity”. People are visiting the Library and attending programs, using the resources available, borrowing books and other library material and as a result DCPL’s key performance indicators have increased in the past several years.

Performance Measure	FY2006	FY2007	FY2008	FY2009	FY2010	FY2011+
Books and other Library Materials Checked-Out	1,198,605	1,462,531	1,781,862	2,337,536	2,712,775	3,009,682+
Attendees at Library Programs for Children, Teens and Adults	n/a	n/a	192,450	194,240	197,282	225,408+
Library Programs Offered to Children, Teens and Adults	n/a	n/a	9,549	9,849	8,574	9,062+
Number of Public Computer Sessions	285,752	395,978	459,152	512,684	670,359	856,134+
Number of Major Capital Projects Completed	n/a	3	1	2	10	3
Note: FY 2011+ - partial FY 2011 data; n/a – not available.						

Services Offered to the Public

1. Service to Children, Youth and Teens

- The most important service the DC Public Library provides is to children, youth and teens. The library provides books and programs for children, starting at birth, and their parents and caregivers. These activities develop pre-reading skills and prepare children to enter school ready to learn and eager to read. The Library helps children and teens achieve success in school through partnerships with schools and other youth-serving organizations as well as books and other library materials and library programs like LIVE ONLINE HOMEWORK HELP.

2. The Library as Community Place

- Clean, safe and welcoming libraries underlie the Library's commitment to those we serve. DC Public Library promotes and supports civic engagement. All libraries have meeting rooms for library programs and community use. Martin Luther King, Jr., Memorial Library(MLKML) as well as NEW and RENOVATED libraries at Anacostia, Dorothy I. Height/Benning, Watha T. Daniel/Shaw, Northwest One, Deanwood, Georgetown, Petworth, Tenley and the libraries opening by early 2012 (Bellevue/Washington Highlands, Francis Gregory, and Mt. Pleasant) provide several meeting rooms of various sizes.

3. Books and other Library Materials

- Books, CDs, DVDs, magazines, and newspapers are available at all libraries. Digital databases, downloadable eBooks, audio books and music as well as library information are available via the Library's website (dclibrary.org). The library has books in a variety of world languages such as Chinese, Arabic and French and includes extensive holdings in Spanish.

4. Technology

- DC Public Library is the largest provider of free Internet access in the District of Columbia. Library technology helps bridge the digital divide with public access computers and free Wi-Fi at all library locations. According to recent research, most computer users in public libraries have no other access to computers or to Internet based resources. Library users need computers that are up-to-date and in good working order. The Library provides computer training for seniors, job seekers and entrepreneurs. A current project funded with stimulus money will provide faster access inside the library and more robust and expanded Wi-Fi access to areas surrounding libraries.

5. Adult Literacy and Learning

- Every library has Adult Basic Education books, study materials for GED, and space for tutors. The Library has books, audio materials, and more for those learning English as a second language (ESL), and ESL Conversation Circles are available in various library sites. Services at MLKML include: free GED assistance and testing, assessment and a strategy to improve reading ability, a computer lab for learning and for practice testing, referral to literacy classes and tutors.

As the State Library for the District of Columbia, DC Public Library serves as the designated provider of library services to the blind and disabled communities. Materials for people with disabilities are available in various formats such as print/Braille, large print, captioned films and audio-described films for blind customers. The Adaptive Services Division at MLKML provides adaptive technologies for people with a range of disabilities.

Capital Improvements – an Investment in the Neighborhoods

A major Capital investment has occurred in the last 5 years with the City’s commitment to DCPL through its substantial investment in NEW or renovated neighborhood libraries as well as improved space at the main library, Martin Luther King, Jr. Memorial Library. This investment has brought pride, people and garnered awards to the buildings at DC Public Library.

New Libraries at DC Public Library

• Takoma Park Neighborhood Library	March 2009
• Parklands-Turner Storefront Library	October 2009
• Northwest One Library	December 2009
• Benning Neighborhood Library	April 2010
• Anacostia Neighborhood Library	April 2010
• Deanwood Neighborhood Library	June 2010
• Watha T. Daniel/Shaw Neighborhood Library	August 2010
• Georgetown Neighborhood Library	October 2010
• Tenley – Friendship Neighborhood Library	January 2011
• Petworth Neighborhood Library	February 2011

Projects Underway at DC Public Library

• Mount Pleasant Neighborhood Library	December 2011
• Bellevue/Washington Highlands Library	January 2012
• Francis A. Gregory Neighborhood Library	February 2012
• Northeast Neighborhood Library	2013
• Woodridge Neighborhood Library	2014

“One City. One Library.”

DC Public Library has come a long way in its more-than-one-hundred-year history. And it has come a long way in the past five years. But much remains to be done. The purpose of the Library is to enrich and nourish the life of the mind for all DC residents; to provide them with the services and tools needed to transform lives; and to build and support community throughout the District of Columbia.

In order to provide all residents of the District with the 21st century library services they need and deserve, and based on the findings of the process summarized *DC Public Library Services and Facilities Report: A Framework for Continuing Success*, the DC Public Library Board of Trustees therefore recommends that the mayor and the City Council:

1. Provide operating funds to protect the District’s investment in its new and existing buildings, and to maintain no less than the current level of service for the neighborhood libraries (six days a week) and for the Martin Luther King Jr. Memorial Library (seven days a week).
2. Fund continuing capital work to keep the promise that all neighborhood libraries will be ready for the future.
3. Choose locations for new or relocated neighborhood libraries that are easily visible and convenient to public transportation (Metro, bus, streetcar), commercial activity, and schools.
4. Use the same criteria for evaluating all potential DC Public Library locations, whether co-located with public or private partners or in free-standing facilities. These criteria include cost analyses that factor in both initial construction and ongoing operating costs.

5. Build neighborhood libraries that are at least 20,000 sq. ft., are flexible enough to accommodate changing uses and new technologies, and that meet the District requirement of Leadership in Energy and Environmental Design (LEED) Silver or higher standard.
6. Allocate funds for continuing maintenance and improvement of the historic, landmark-designated Martin Luther King Jr. Memorial Library.

DC Public Library – Organization

The District of Columbia Public Library was created by an act of Congress in 1896 “to furnish books and other printed matter and information service convenient to the homes and offices of all residents of the District”. DCPL is a quasi-independent agency with a Board of Library Trustees whose nine members are appointed by the mayor and confirmed by City Council. The Library Board hires and supervises the Chief Librarian and has policy making and fiduciary review responsibility for DCPL. All library buildings are property of the District of Columbia; all capital funds and nearly all operating funds are appropriated by the mayor and City Council.

DCPL is divided into two primary divisions; Library Services and Business Services.

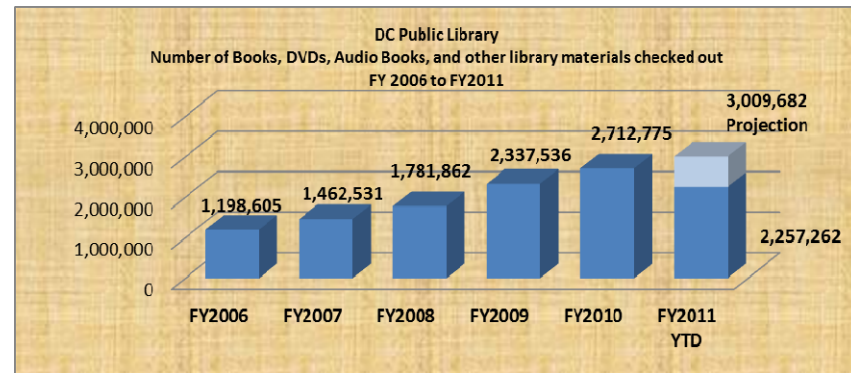
- Library Services includes 24 neighborhood libraries, the Martin Luther King, Jr. Memorial Library, and selection and acquisition of books and other materials. Two-thirds of library employees are part of this division.
- Business Services includes facilities and maintenance, capital projects, finance, procurement, human resources and public safety.

DC Public Library – Performance Measures

The Library has identified the following performance measures as key indicators of use and success of services provided. These measures of use and activity are reported quarterly to the Library Board of Trustees and allow them to monitor the services the Library is providing as well as provide oversight to fiscal accountability.

- Number of Books and other Library Materials Checked-Out (Figure 9.3) either in person or via download from the Library’s website
- Attendees at Library Programs for Children, Teens and Adults (Figure 9.4)
- Number of Library Programs for Children, Teens and Adults (Figure 9.5)
- Number of Public Computer Sessions (Figure 9.6)

Figure 9.3. DC Public Library Performance Measures



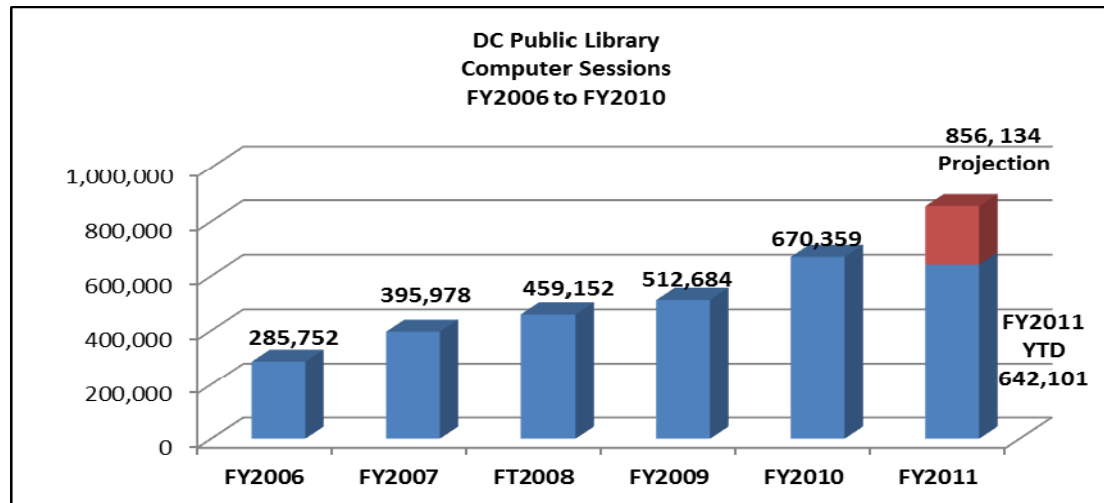
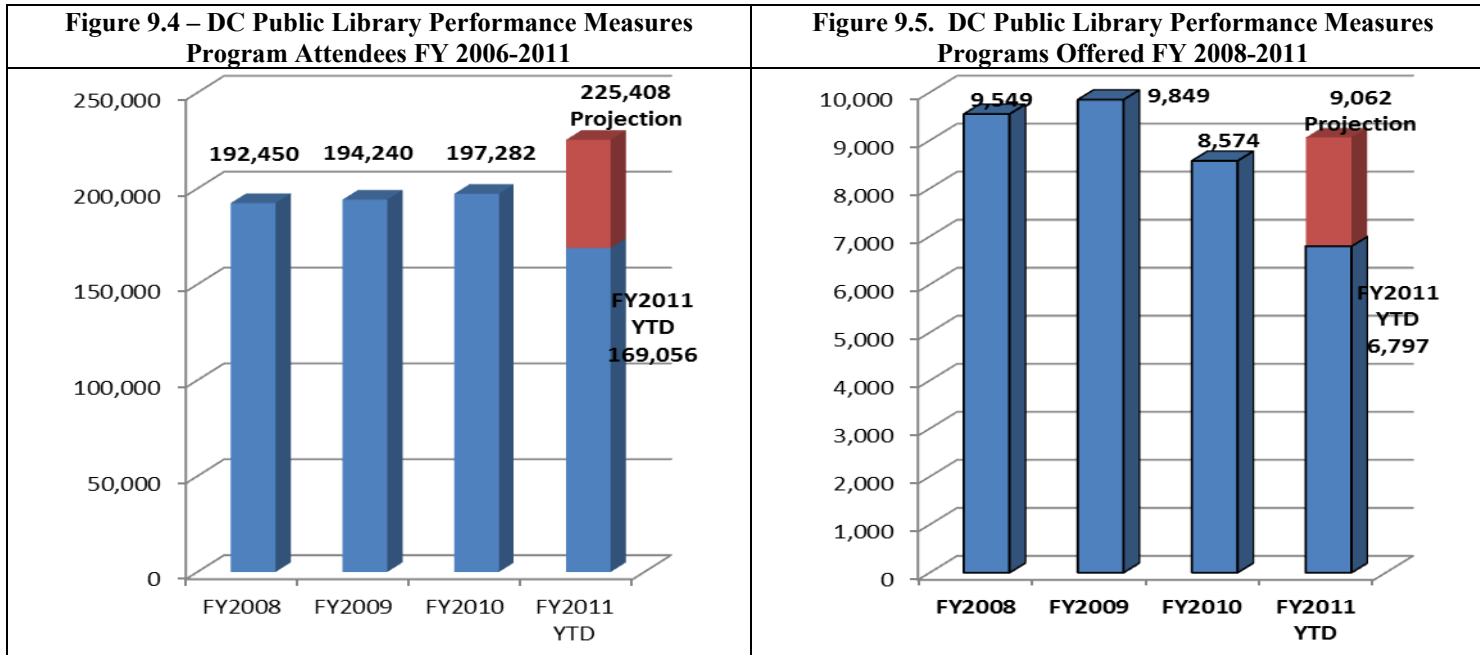


Figure 9.6. DC Public Library Performance Measures

The DC Commission on the Arts and Humanities

The DC Commission on the Arts and Humanities provides grants, professional opportunities, education enrichment, and other programs and services to individuals and nonprofit organizations in all communities within the District of Columbia. DCCAH is supported primarily by District government funds and in part by the National Endowment for the Arts.

Mission

Our Mission at the DC Commission on the Arts and Humanities is to provide grant funds, programs and educational activities that encourage diverse artistic expressions and learning opportunities, so that all District of Columbia residents and visitors can experience the rich culture of our city.

Vision

To play a leadership role in raising the profile of DC through arts building community, establishing DC as a world class cultural destination and making the ultimate contribution to ones quality of life.

Arts Education and Outreach Programs, & Special Events

Through the Arts Education and Outreach Program, DCCAH provides grants, educational activities and outreach services for youth, young adults and the general public so that they can gain a deeper appreciation for the arts and enhance the overall quality of their lives. The following programs reflect the District's diverse grant-making and outreach initiatives.

Arts Education Program Grants

The DC Commission on the Arts and Humanities has a robust history of providing grants to schools, nonprofits and artists who provide high-quality arts activities to youth in educational settings from early childhood through high school through the Arts Education Program (AEP). Through arts and humanities experiences, DCCAH seeks to award grants to nonprofits and artists that advance student achievement and reinforce the importance of the arts and humanities as an integral component of an excellent education.

In FY11, DCCAH distributed a total of \$887,500 to 48 programs and projects that provided exciting and innovative arts experiences to District youth. The majority of the grants required a 1:1 cash match, which leveraged a total of \$1.75 million in arts education investments for the city's students.

AEP grants support a wide range of disciplines, programs or projects that may include, but are not limited to: arts instruction, arts integration, artist residences, in-school performances and/or public performances. Funding is distributed in two categories: **School-Based Programs** and **Community-Based Programs** to organizations and individual artists that demonstrate a significant and positive impact on student achievement and youth development. School-Based Program grants must directly benefit DC Public or Public Charter School students.

Outreach Programs

Poetry Out Loud

Through the generous support from the National Endowment on the Arts and the Poetry Foundation, DCCAH is host to Poetry Out Loud, a national recitation competition that takes place in high schools around the country. 2011 marked the fifth year of Poetry Out Loud, which reflects the resurgence of poetry as an oral art form, demonstrated by the slam poetry movement. In 2005, Poetry Out Loud was piloted in DC and Chicago, and was expanded to include every state in the nation the following year.

Poetry Out Loud encourages the nation's high school students to learn about great poetry through memorization and performance, helping them to internalize and perpetuate the country's rich literary heritage while mastering public speaking skills and building self-confidence. The contest structure is similar to a spelling bee, with classroom, school-wide and state-level competitions. Each school may have one student participant in the state finals.

The DC Commission on the Arts and Humanities coordinates the state competition for the District of Columbia. In FY11, more than 2,700 students at eleven schools participated in classroom competitions. Nine students ultimately continued on to the state finals; representing Ballou Senior High School, Benjamin Banneker Academic Academy, Columbia Heights Education Campus, Calvin Coolidge High School, the Maret School, SEED Public Charter School and St. Anselm's Abbey School.

In March of 2011, Grey Butler, a junior at Calvin Coolidge Senior High School, won the DC State Finals winner with the poems "Song of Power" by David Mason and "Booker T. and W.E.B." by Dudley Randall. He continued on to compete for a \$1,000 scholarship at the National Finals, held on April 28th and April 29th at the historic Lincoln Theatre.

Larry Neal Writers' Awards

Since 1981, the DC Commission on the Arts and Humanities has recognized and celebrated the literary accomplishments of District of Columbia resident writers through the Larry Neal Writers' Awards. The Larry Neal Writers' Awards commemorates the artistic legacy and vision of cultural understanding of Larry Neal, a renowned author, academic and former Executive Director of the DC Commission on the Arts and Humanities.

In FY11, DCCAH received more than 300 submissions from local emerging and established writers. Contestants may enter a submission in one of the following categories: to youth (ages 8-12) and teens (ages 13-18) in three categories: poetry, short story and essay; and to adults aged 19 and up for artistic excellence in writing in three categories: poetry, short story and dramatic writing.

This year, DCCAH awarded over \$10,000 in cash prizes to twenty-seven winners. The winners were honored at a special awards ceremony on Friday, May 6, 2011 in the Folger Shakespeare Library's Elizabethan Hall, presented in partnership with the PEN/Faulkner Foundation. Writer Deborah Eisenberg, 2011 winner of the prestigious PEN/Faulkner Award for Fiction, provided opening remarks.

Summer Youth Employment Program

In FY11, the DC Commission on the Arts and Humanities was a host agency for the Department of Employment Services' 2011 One City Summer Youth Employment Program (SYEP). DCCAH placed 63 creative youth at jobs at local arts nonprofits to provide enriching and constructive summer experiences.

Youth were placed in internships to gain practical, hands-on experience in visual, performing and media arts programs. Each week, youth were invited to attend a half-day workshop provided by DCCAH to build professional skill sets and gain exposure to the various careers in DC's creative economy. Youth worked with the Urban Alliance to learn about basic business skills, personal finance, networking and resume building. They attended career panels and visited local museums, like the Corcoran Gallery and National Museum of African Art, as well as local media studios, such as the Washington Bureau of ABC and ESPN.

Ten youth were selected to participate in a photography project with Critical Exposure, a local nonprofit that empowers youth through photography. Youth learned about the power of their voices through the lens of a camera. These ten SYEP participants took photos of the world around them, and developed an exhibition for DOES, which was featured at the SYEP celebration with the mayor on August 5th, 2011.

Overall, through the students' salaries, support for the worksites, and special projects, DCCAH and DOES invested over \$120,000 in the creative economy. DCCAH retained 58 youth in the program, which represents a 92 percent retention rate, a significant measure of success for the program.

Special Events

Mayor's Arts Awards

The Mayor's Arts Awards are the most prestigious honors conferred by the city on individual artists, organizations and patrons of the arts. Each year, the DC Commission on the Arts and Humanities invites citizens to nominate these outstanding artists and arts organizations.

In 2011, DCCAH awarded recipients in the following categories: Excellence in an Artistic Discipline, Excellence in Service to the Arts, Innovation in the Arts, Outstanding Contribution to Arts Education, Outstanding Emerging Artist and Mayor's Award for Arts Teaching. Finalists were chosen by the Mayor's Arts Awards Advisory Jury comprised of prominent members of the District's arts community with expertise in dance, music, theatre, literary arts, visual arts and arts education.

Dance DC Festival

Dance DC Festival is a three-day dance celebration that highlights a mélange of dance traditions from around world. Each year, a different region or style of dance is selected. In 2011, the 8th year of Dance DC, DCCAH celebrated the world of hip-hop. Dance DC Festival: One City, One Movement paid tribute to the origins of hip-hop and exposed audiences to the diverse genres that have been influenced by this dynamic American cultural movement. "The DC Commission on the Arts and Humanities believes bringing back the authenticity of hip hop and recreating spontaneous street battles between dance crews will enforce a sense of community in the city and shed light on a positive art form that is often associated with negativity," said Interim Director, Ayris T. Scales.

Over the course of the festival, the DC Commission on the Arts and Humanities offered free interactive workshops, panel discussions and live performances at various venues across the city. One City, One Movement was the biggest dance festival that has ever been produced with an attendance of over 4,000 people. With the Dance DC Festival, DCCAH strives to ensure that the district continues to grow as a center for the creative arts and to expose the residents of Washington, DC to the many traditions of art and dance from around the world.

Department of Parks and Recreation

Mission

The Mission of the Department of Parks and Recreation (DPR) is to enhance the quality of life and wellness of DC residents and visitors by providing equal access to affordable and quality recreational services, by organizing programs, activities and events, and by building and maintaining safe and beautiful open spaces and recreational amenities.

Recreation Facilities; Parks and Open Space

DPR has a relatively short history compared to that of the Nation's Capital as a whole. The Department has been challenged with maintenance and management of District parklands and indoor recreation centers that primarily serve DC residents, as well as maintaining parks and resources that date back to the McMillan Plan. DPR's Vision is to be the national leader in urban recreation and parks administration and to be District residents' primary source for leisure activity. DPR has been focusing its planning efforts on creating hubs of recreational activities with pedestrian and bicycle trails connecting parks, schools and recreation centers and surrounding parklands.

DPR currently maintains over 900 acres of parkland, managing over 365 properties which include, operating over 68 facilities, 77 playgrounds, 40 aquatic programs at 19 swimming pools, over 60 athletic fields (natural and artificial turf) and tennis and basketball courts across the District of Columbia.

As the District evolves, there is a demand for new jobs and households over the next 20 years-as a result, there will be more demands for parks, open spaces and recreational activities. As we're moving into this new environmentally conscious period, DPR has been on the leading edge of ensuring that all newly constructed recreation facilities meet LEED Certification Standards. DPR currently has 13 LEED certified recreation centers all across the District with four additional LEED centers in design.

In FY2012, DPR will kick-off an update of the 2005 Facilities Master Plan. The new plan will in detail feature the Agency's new objectives as it pertains to increased programming and improvements of all 900 acres of parkland.

Programs and Enrollment

In addition to DPR's vast inventory, DPR boasts a network of activities including summer camps, sporting events, swim lessons, senior and teen activities and specialized services such as outreach to at risk youth, therapeutic recreation and feeding programs. Many of DPR's recreation centers offer job training activities and other programs essential to the well-being of all residents regardless of age or gender.

DPR hosts many events that benefit the community, such as "Shoot Hoops not Bullets Late Night Basketball League, Anti-Violence Initiative" at Bald Eagle Recreation, the DPR Breast Cancer Walk where over 200 participants marched through Ward 7, Community Service Project, such as, Feeding the Homeless in Ward 8, and Senior activities such as the Mardi Gras where over 200 senior participants attended the celebrations held at Columbia Heights.

DPR offers numerous sporting and fitness activities for residents of any age, such as Pilates at Chevy Chase Community Center, tennis instruction at Palisades, cheerleading and soccer camps at Stoddert Recreation Center, and football leagues at Watkins Recreation Center. DPR is instrumental in executing youth athletic programs for football, swimming, cheering, baseball, and track.

The Department of Parks and Recreation’s goal is to provide access to quality recreation programs. In recent years, enrollment success includes:

- Enrollment into the Chevy Chase Community Center’s classes has grown by 50 to 100 percent,
- 7,611 total number of enrollment for 2011 summer camp and 3,159 unique enrollments.
- FY 2010, the Aquatics Division serviced at least 170,057 patrons during the summer season.
- FY 2010, DPR had 35 teams participating in the baseball league with over 40 DPR coaches and volunteers and approximately 400 youth District-wide

Major Agency Objectives

- Enhance diversity of programs offered, perform a comprehensive needs assessment: This will allow the department to identify core customers and develop programs that meet future population demands.
- Ensure consistent quality of core programs: Customer feedback is essential to measuring customer satisfaction. The feedback system may include survey forms, community focus groups, interviews, and online rating system.
- Ensure affordability and efficiency of programs: The Agency will educate facility staff regarding the importance of attendance tracking and implement programs to accurately track the number of participants in all programs.
- Improve human capital by attracting and recreating talent: identify top-producing universities and partner groups to build a pipeline of new talent. Reward employees.
- Professionally develop workforce through training and innovative projects: Offer training and design curriculum for employees in all recreational centers. Combine in-house and contracted professional development organizations that motivate staff to improve and grow.
- Improve the efficiency of permits: Centralize the permit system within DPR.
- Increase funding from external Governmental sources: Identify potential donors and partners for DPR’s programs.

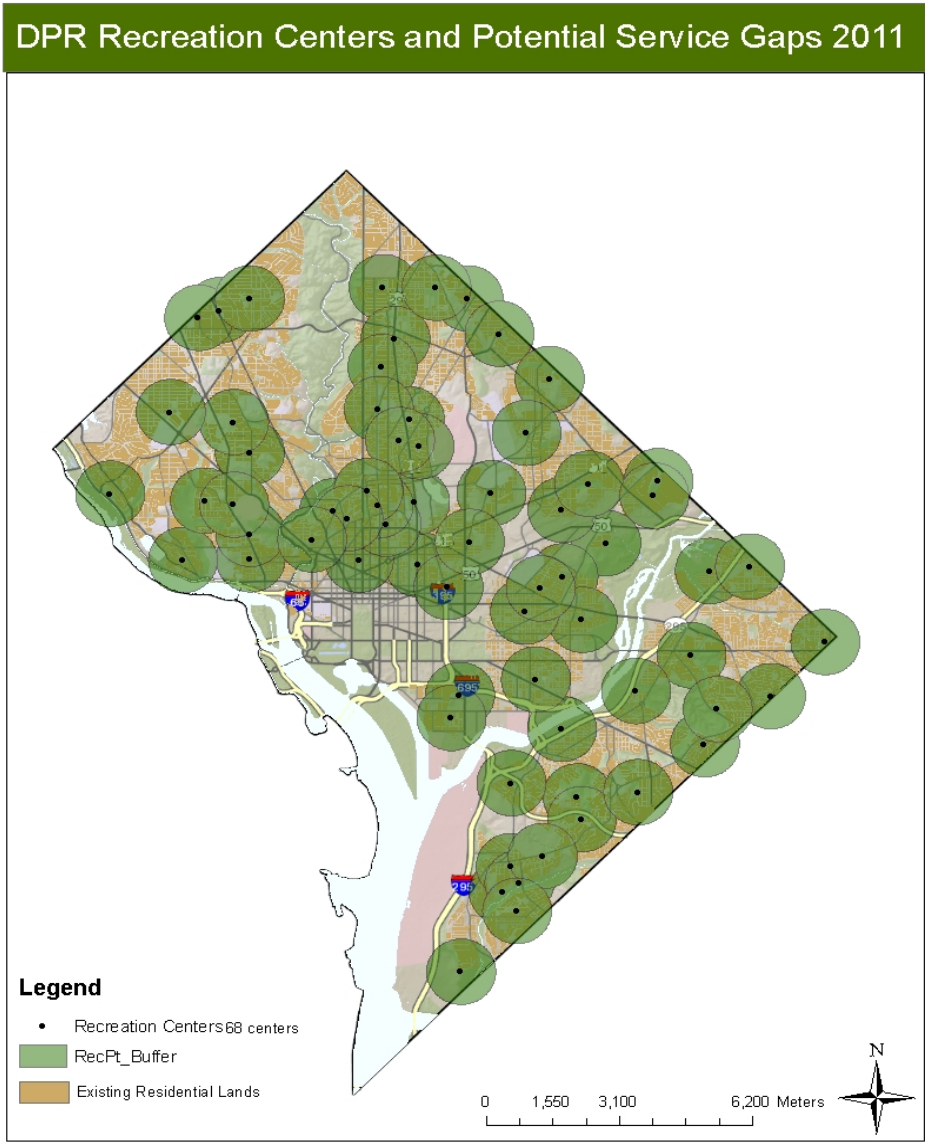
Table 9.14 highlights selected DPR Key performance for the past fiscal year and projects performance to 2013.

Map 9.1 illustrates the locations of recreation centers with a 1/2 mile service radius for 2011 (YTD). The current map shows that most of the recreation centers across the district are accessible to most residents within a 10 minute walk.

Measure	FY 2009 Actual	FY 2010 Actual	FY2011 Projection	FY2012 Projection	FY2013 Projection
Number of DPR sponsored events with 50+ attendees	n/a	360	420	444	480
Number of therapeutic recreation programs	n/a	116	128	140	140
Number of meals served	1,039,085	1,142,993	902,747	1,038,159	TBD
Percentage of meals for which DPR receives reimbursement	87%	90%	94%	95%	TBD
Number of CBOs partnering with DPR	41	50	55	60	65
Fees collected -Total DPR (\$)	1,705,883	1,820,675	TBD	TBD	TBD
Percentage of all pools opened on time for the season	100%	100%	100%	100%	100%
Number of premier fields	n/a	n/a	15	18	20
Number of volunteers processed and approved to work	383	450	500	550	600
Number of volunteer hours	7,660	9,000	10,000	11,000	12,000
Revenue generated from permit and registration	n/a	(\$ 223,741 YTD)	240,500	250,000	300,000
Amount of cash donations and sponsorships	n/a	208,857 (YTD)	350,000	450,000	500,000

Source: Department of Parks and Recreation FY 2010/2011 Performance Plan

Map 9.1. Areas Served by DPR Recreation Centers



Source: Office of the Chief Technology Officer