



D I S T R I C T O F C O L U M B I A


Office of the State Superintendent of Education

---

# District of Columbia Tuition Assistance Grant Program

## Accomplishments & Facts

### April 2012




## **DCTAG Historical Financial Snapshot**

---

The DC TAG program began in FY1999 with the first annual Congressional allocation but OSSE did not expend funds to students until school year 2000/2001. This, in part, is why there has been annual carry-over of funds from the beginning of the program that we have been drawing down on every year.


The last audit on the DC TAG program was in 2007. Based on the results and recommendations of this audit, OSSE separated the funds into a separate account and why 2008 was the first year DC TAG could accurately explain its interest accumulation.



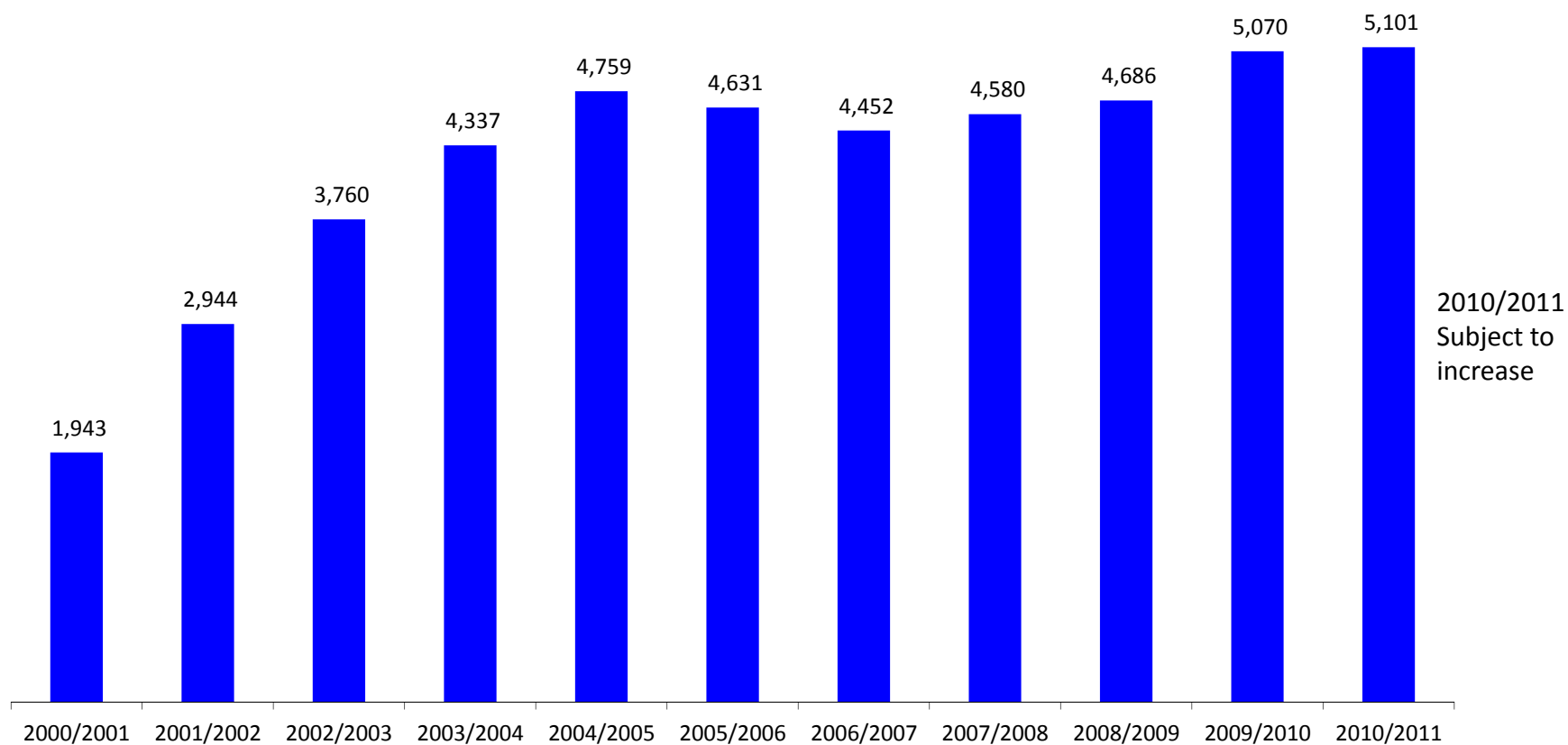
## DCTAG Accomplishments

---

- As of February, 2012 DCTAG enrolled 18,663 students in college since its inception 2000.
- As of February, 2012 DCTAG awarded \$307 million to over 600 institutions since its inception in 2000.
- As of 2006/2007 5,643 students have successfully graduated from college.
- Average six year graduation rate of 48% but as high as 55% for some of our students.



## DCTAG Enrollment



<div></div>	<div></div>	<div></div>	<b>% Increase</b>
<div></div>	<div></div>	<div></div>	2000/2001 vs. 2010/2011 - 62%
<div></div>	<div></div>	<div></div>	2006/2007 vs. 2010/2011 - 13%
<div></div>	<div></div>	<div></div>	

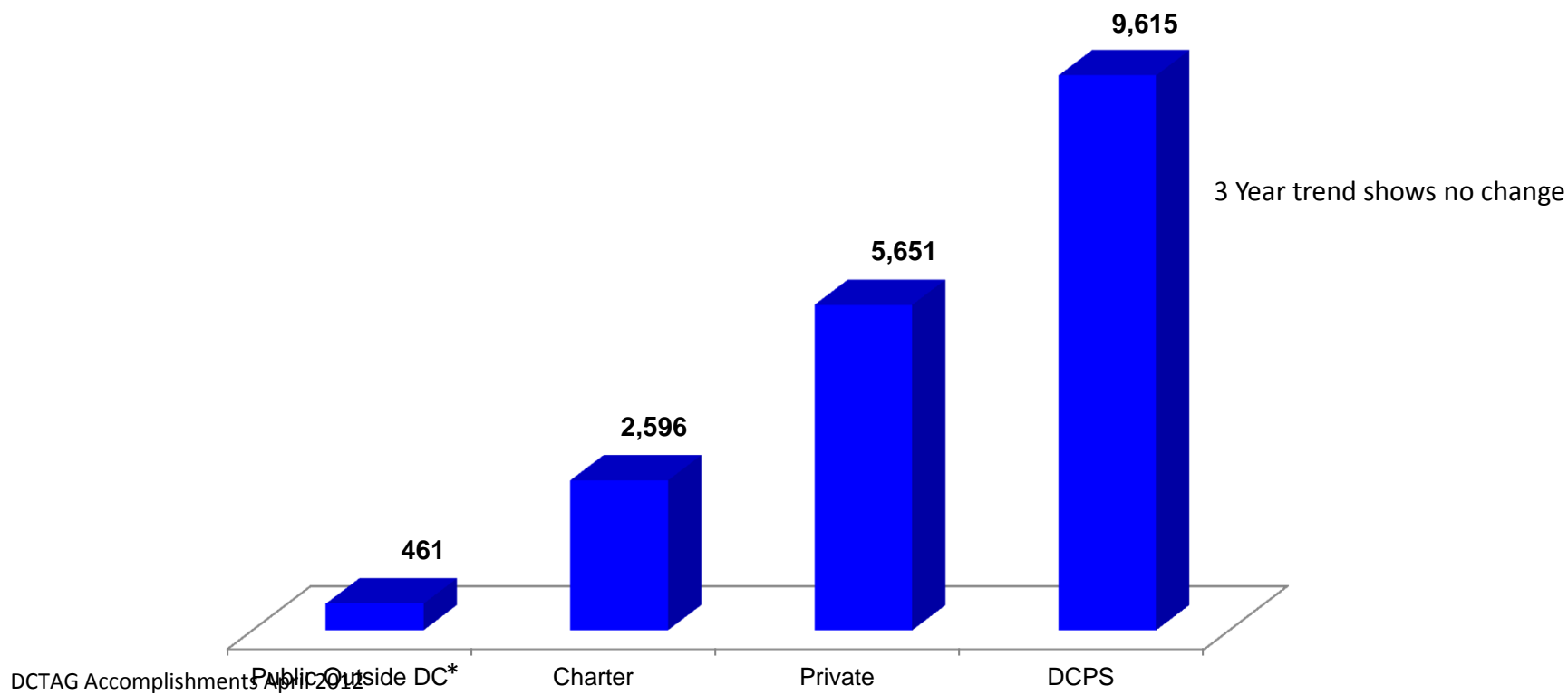
### **Note**

National college enrollment decreased 1% 2010/2011 vs. 2009/2010\*  
DCTAG increased 1%

\* National Student Clearing House, *Research Center: Signature Report 2010*

# DCTAG Enrollment By High School Type

Academic Year 2008/2009 through 2010/2011

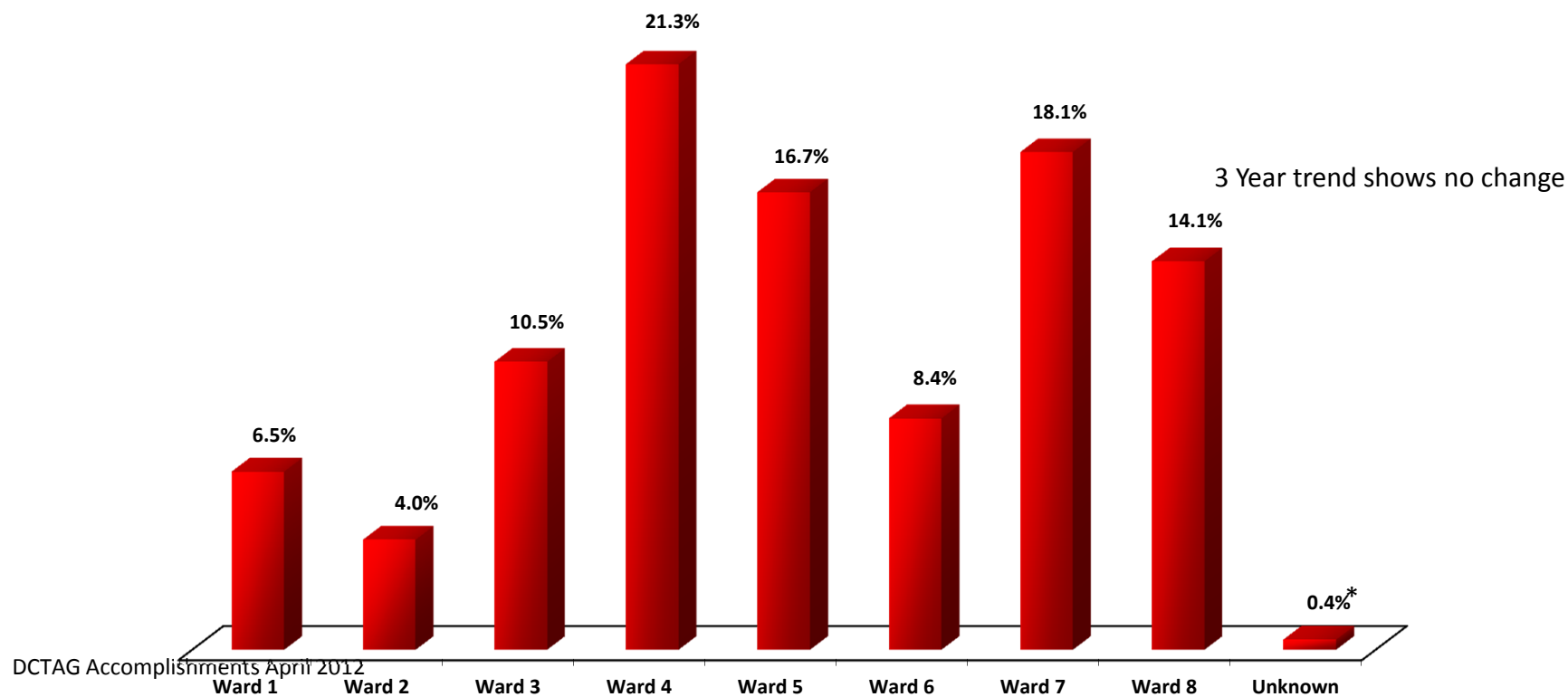


\* Public Outside includes Ward of Court and students whose parents share custody

4/13/2012

# DCTAG Enrollment By Ward

Academic Year 2008/2009 through 2010/2011  
(% of total students)

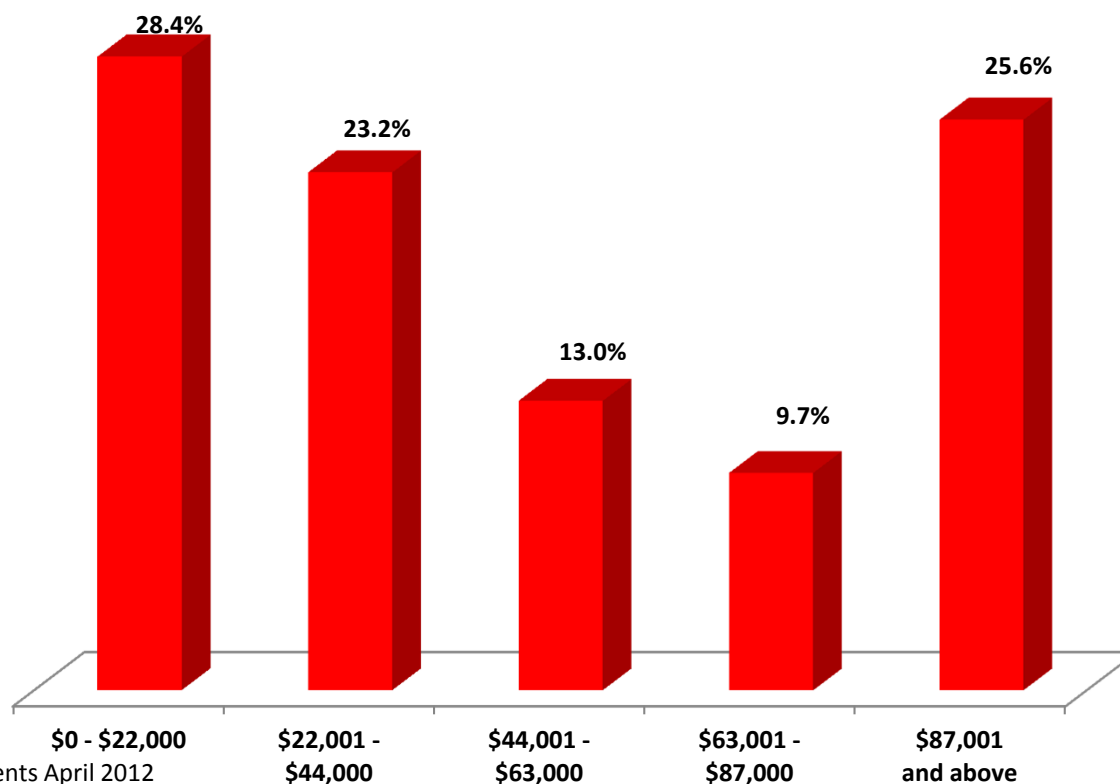


\* Unknown is primarily Ward of Court students.



# DCTAG Enrollment By Income

Academic Year 2008/2009 through 2010/2011  
(% of total students)

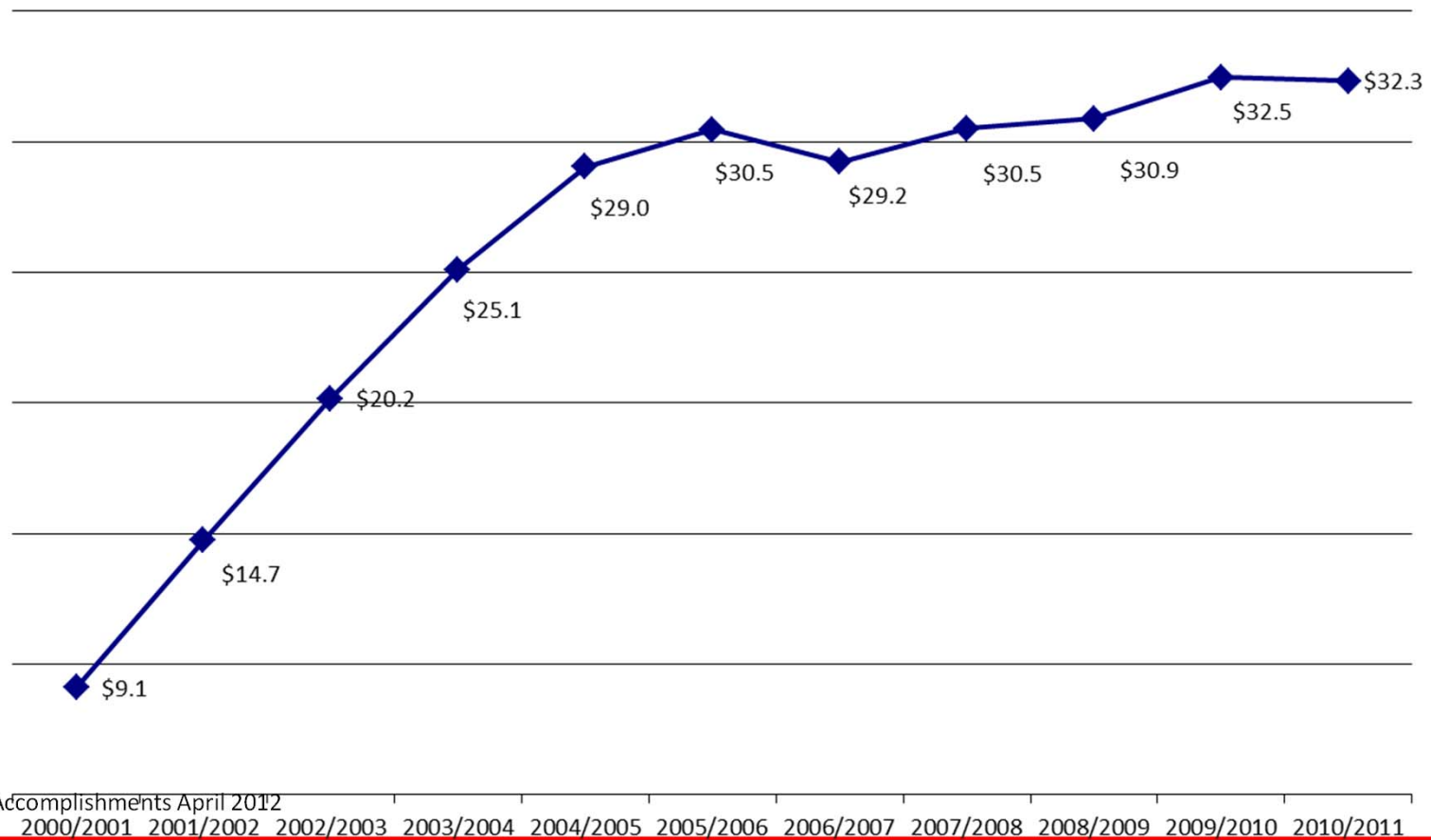


DCTAG Accomplishments April 2012



4/13/2012

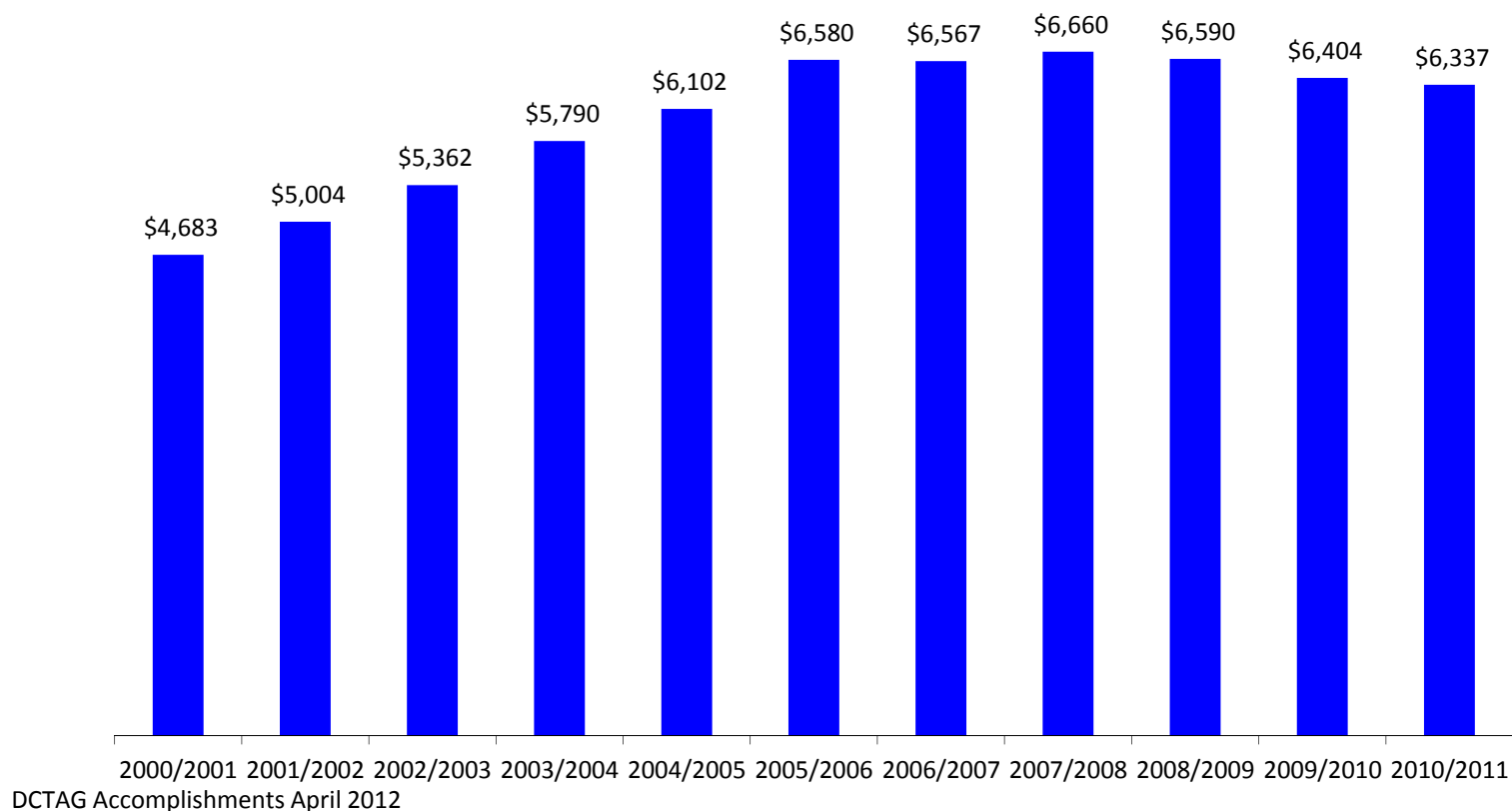
## DCTAG Tuition Paid



4/13/2012



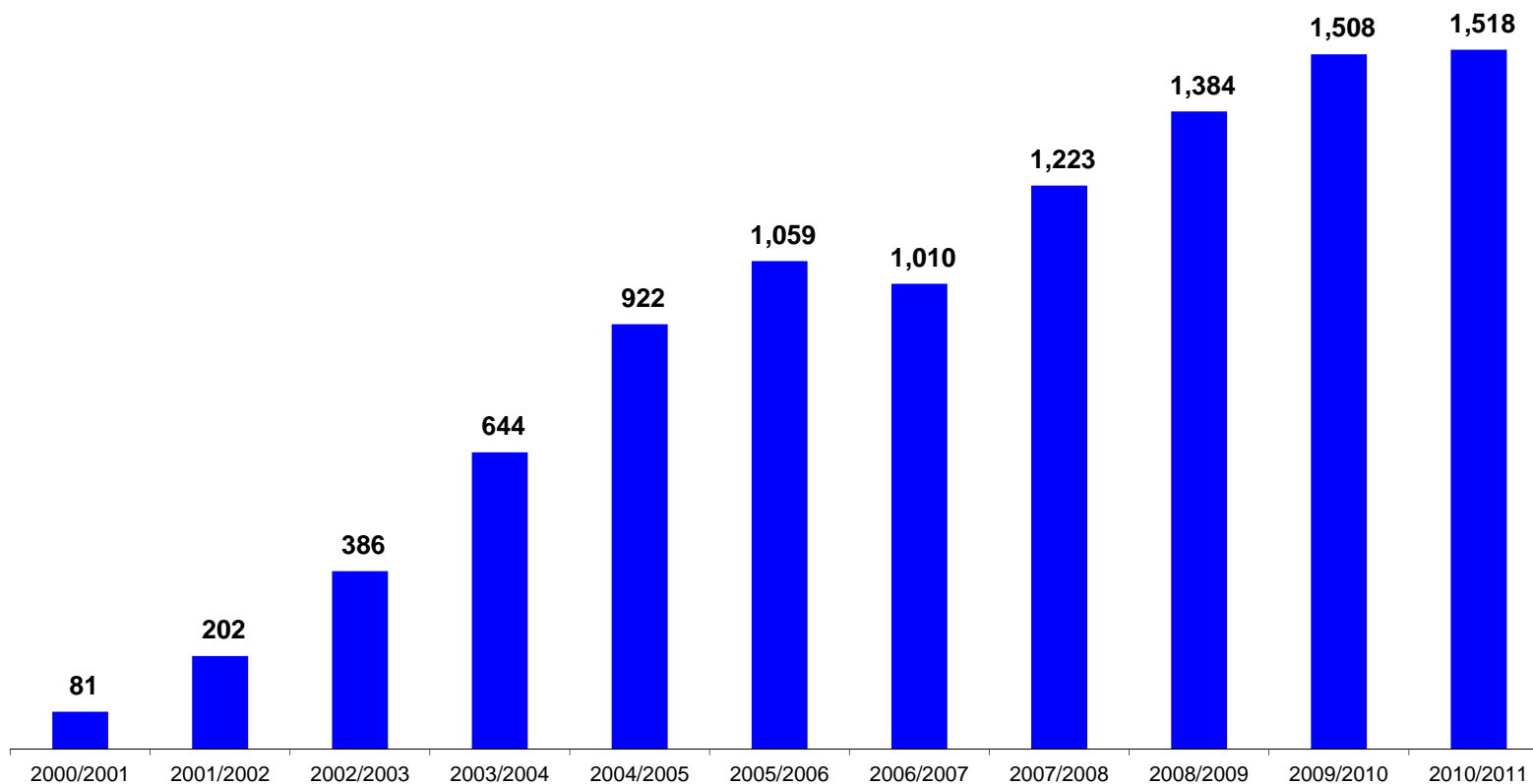
## DCTAG Average Award Amount



Decrease in average award amount reflects higher enrollment  
in public institutions and community colleges

4/13/2012

# DCTAG Students Paid \$10,000 Maximum (per year)

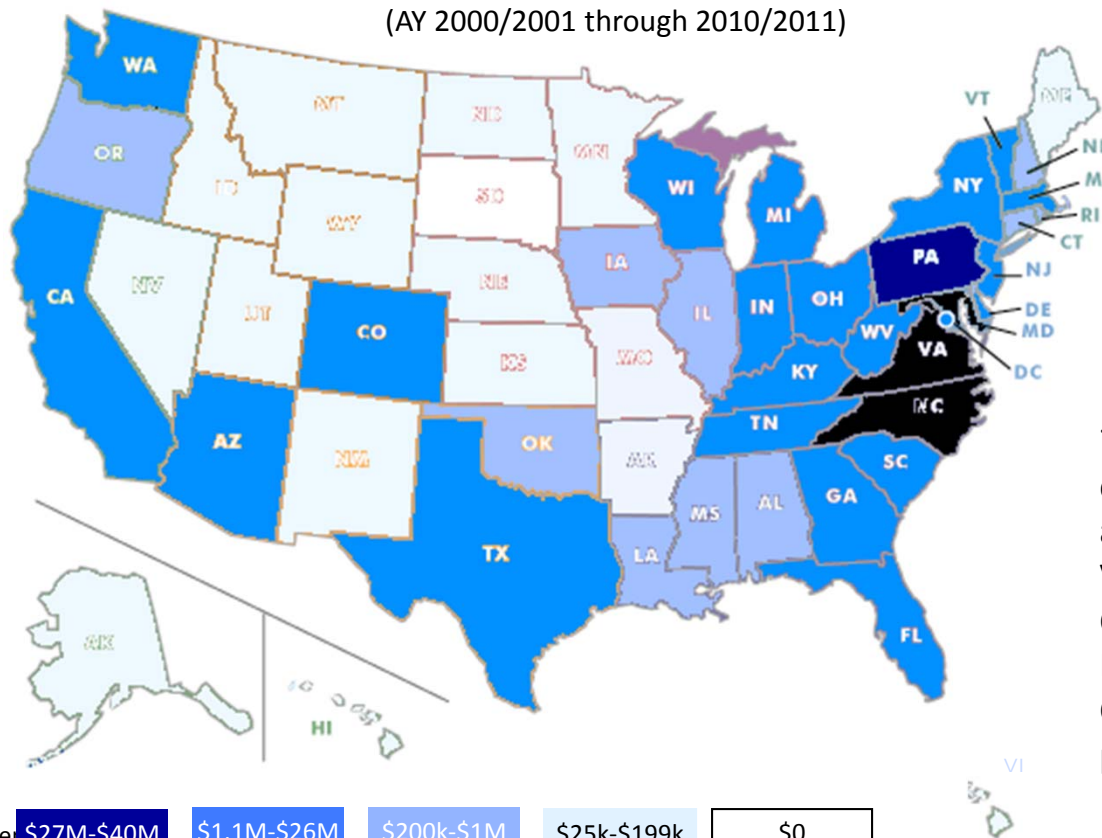


2010/2011 Subject to increase

4/13/2012

# Student Cluster by State

DCTAG Award Range by State  
(AY 2000/2001 through 2010/2011)



74% of DCTAG students cluster close to home attending institutions in: Virginia, Maryland, North Carolina, Pennsylvania, Delaware and the District of Columbia (ranked by awards paid)

DCTAG \$41M-\$60M  
 \$27M-\$40M  
 \$1.1M-\$26M  
 \$200k-\$1M  
 \$25k-\$199k  
 \$0



4/13/2012

# DCTAG Awards by State

Academic Year 2010/2011

State	Students Enrolled	Award Amount	State	Students Enrolled	Award Amount	State	Students Enrolled	Award Amount
AK	1	\$ 10,000	KY	28	\$ 235,876	OH	107	\$ 779,620
AL	32	\$ 170,584	LA	18	\$ 65,270	OK	20	\$ 164,238
AR	27	\$ 106,120	MA	19	\$ 190,000	OR	7	\$ 64,166
AZ	22	\$ 200,500	MD	1,187	\$6,455,663	PA	475	\$ 3,681,035
CA	39	\$ 295,820	ME	3	\$ 22,331	RI	5	\$ 49,892
CO	42	\$ 367,798	MI	88	\$ 852,066	SC	118	\$ 755,381
CT	8	\$ 70,000	MO	9	\$ 49,309	TN	26	\$ 219,904
DC	505	\$ 1,136,247	MS	3	\$ 25,134	TX	38	\$ 288,384
DE	182	\$ 1,370,771	MT	1	\$ 2,418	UT	1	\$ 9,650
FL	108	\$ 738,933	NC	604	\$4,024,469	VA	845	\$ 6,353,627
GA	105	\$ 431,248	ND	1	\$ 9,439	VI	2	\$ 14,980
HI	3	\$ 30,000	NE	1	\$ 5,000	VT	62	\$ 590,000
IA	6	\$ 45,145	NH	11	\$ 91,990	WA	14	\$ 129,268
ID	1	\$ 2,321	NJ	30	\$ 280,027	WI	54	\$ 468,690
IL	4	\$ 40,000	NM	4	\$ 27,832	WV	153	\$ 776,103
IN	27	\$ 237,539	NV	3	\$ 30,000	WY	1	\$ 5,000
KS	6	\$ 17,308	NY	46	\$ 348,062	<b>Total</b>	<b>5,102</b>	<b>\$32,335,157</b>



2010/2011 Subject to increase

4/13/2012

# DCTAG

## Ten Most Attended States

---

Academic Year 2010/2011

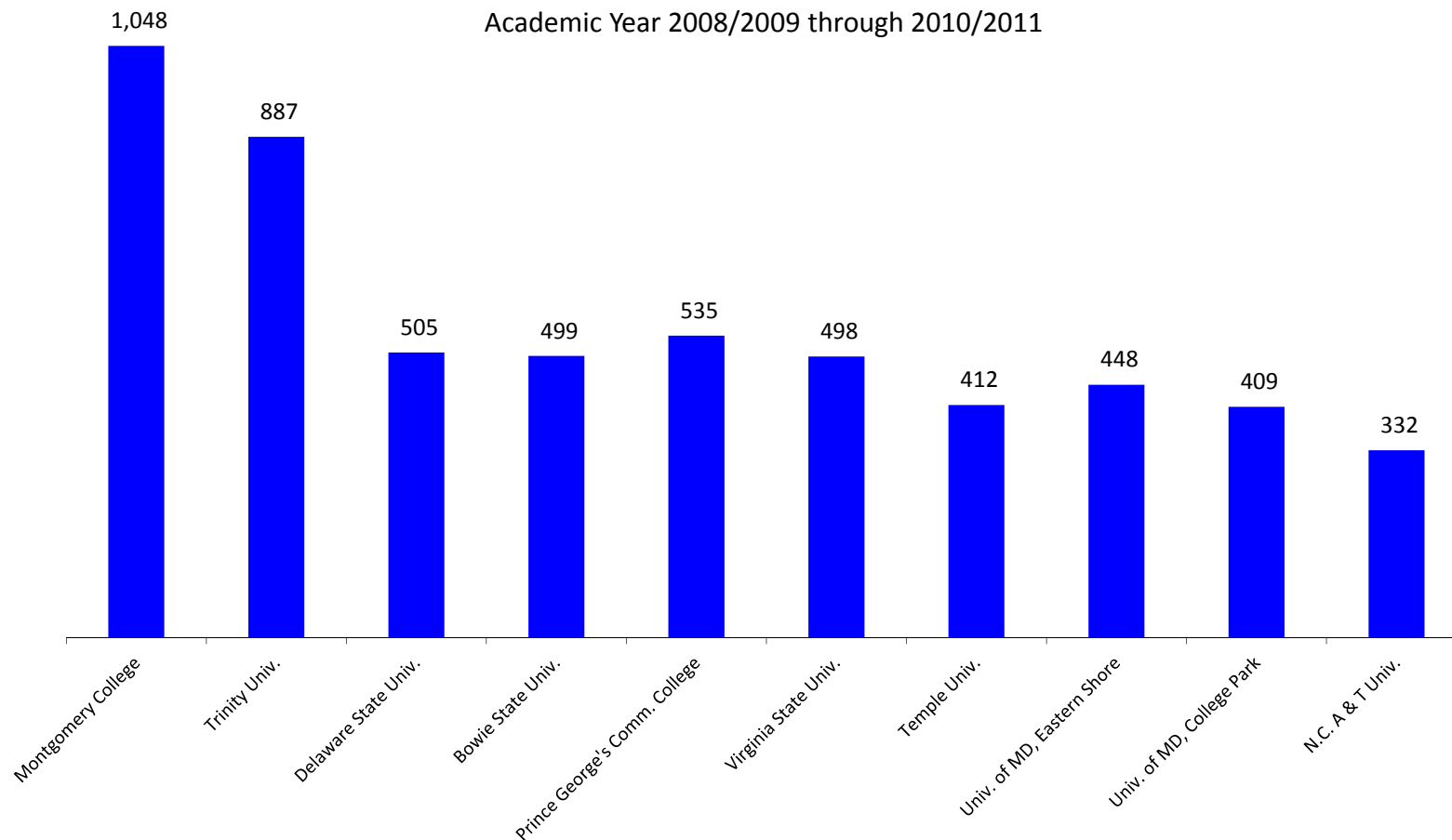
State	Students Enrolled	Award Amount
MD	1,187	\$ 6,455,663
VA	845	\$ 6,353,627
NC	604	\$ 4,024,469
DC	505	\$ 1,136,247
PA	475	\$ 3,681,035
DE	182	\$ 1,370,771
WV	153	\$ 776,103
SC	118	\$ 755,381
FL	108	\$ 738,933
OH	107	\$ 779,620



2010/2011 Subject to increase

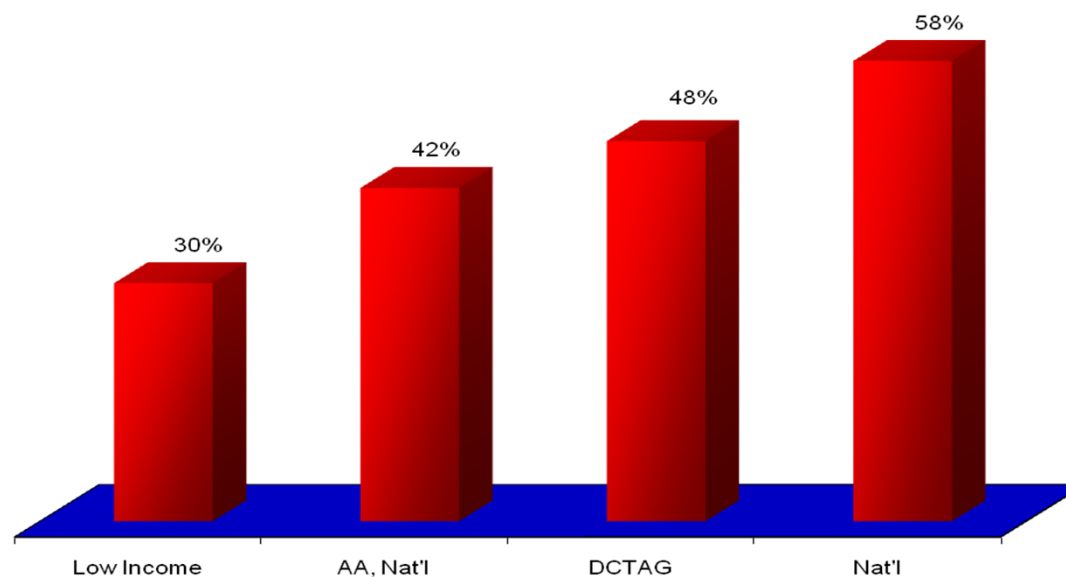
4/13/2012

## Ten Most Attended Institutions



# DCTAG Overall 6-Year Graduation Rate

6-Year Graduation Rates  
Class of 2003



<sup>1</sup>Source Nat'l & AA, Nat'l Diplomas and Drop Outs: Which Colleges Actually Graduate Their Students (and Which Don't), June 2009;

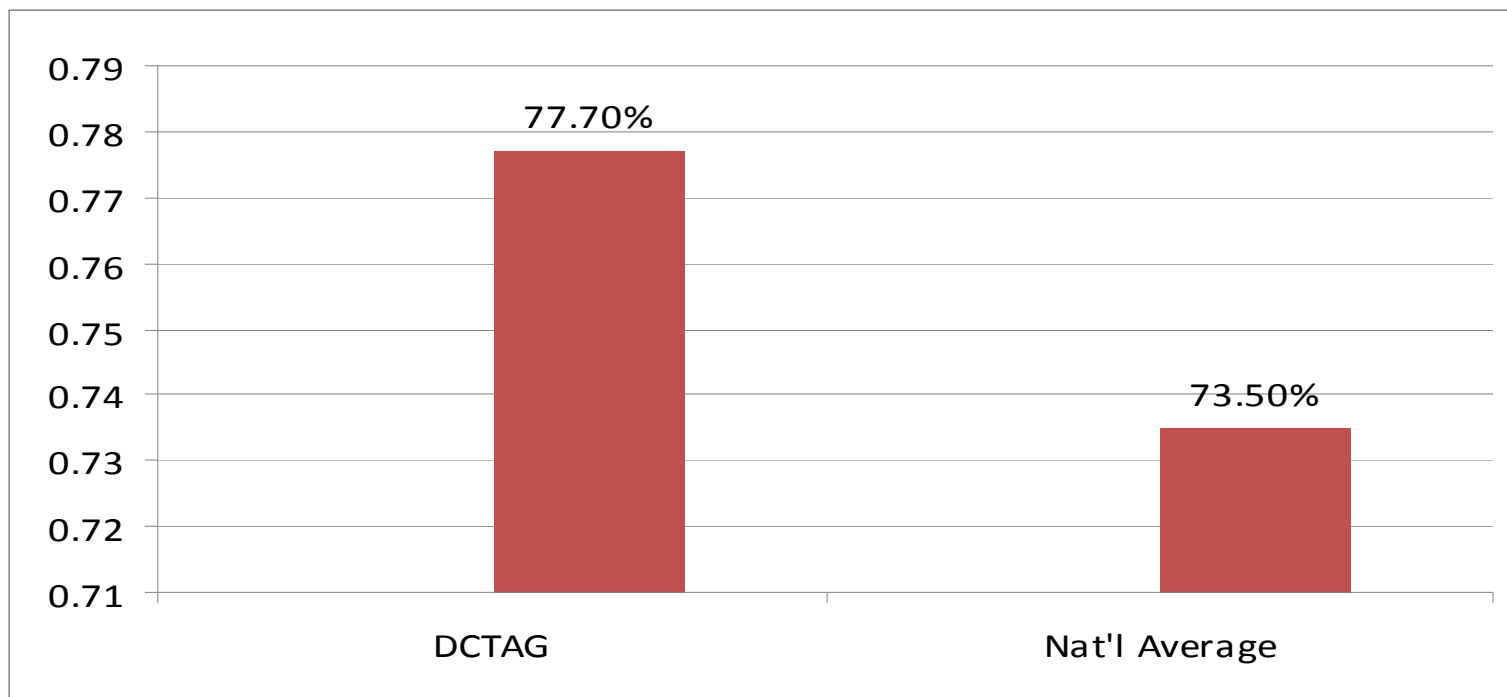
<sup>2</sup>Source: Raising the Graduation Rates of Low-Income College Students: A report published by The Pell Institute for the Study of Opportunity in Higher Education December 2004

[http://www.pellinstitute.org/gradrates/Pell\\_Web.pdf](http://www.pellinstitute.org/gradrates/Pell_Web.pdf)

<sup>3</sup>Source: Institution graduation and default rate from Integrated Postsecondary Education System (IPEDS) and reflect 6-year graduation rates in 2009.



# DCTAG Graduates Employment



**A higher percentage of DCTAG survey participants are currently employed than national populations with comparable education levels**



4/13/2012



## GAO Analysis

---

In 2005 GAO completed an analysis of the DCTAG program to date and had seven recommendations. In 2008, GAO accepted that OSSE had adequately addressed all seven items. Two of which directly respond to financial management questions:

- **Recommendation:** The Mayor of the District of Columbia should direct the head of the State Education Office to develop a sound methodology for forecasting (1) numbers of students in the program and (2) funds needed for future fiscal years.  
**Comments:** OSSE has hired an outside company that has experience with developing methodologies for State Higher Education Agencies to assist with making informed decision about the program.  
**Status:** Closed – implemented
- **Recommendation:** The Mayor of the District of Columbia should direct the head of the State Education Office to refine the current mechanisms for identifying and recording the actual costs of administering the DCTAG program, in coordination with the Office of the Chief Financial Officer and OFRM.  
**Comments:** With the District's establishment of enhanced procedures for identifying and recording the actual costs of administering the DCTAG program, the District has reduced the risk of undercharging the DCTAG program for administrative expenses incurred and relying on other District funds to absorb the additional costs.  
**Status:** Closed – implemented

## Next Ten Years

---

Our goal is to continue our excellent level of tuition assistance service and increase DCTAG students' college graduation.

- High Achievers: Enrolls high-achieving high school juniors and seniors in summer academic enrichment programs at top-tier colleges around the country.
- Retention Program: Mentor based program will track incoming DCTAG freshmen. Pilot program starting at three schools (North Carolina A&T, Morgan State and Delaware State) with high numbers of DCTAG students but low graduation rates.
- Summer Institutes: Two six-week summer programs at University of the District of Columbia and McDaniel College that are constructed to prepare high school juniors and seniors to make the transition into college.
- Smart College Choice Campaign: Equips students and parents with information to help select the college that is most likely to support their student's college persistence and success.
- Stakeholder Partnerships: Maintain and strengthen partnerships with stakeholders across the District's educational sectors that prepare students for long-term success.



4/13/2012